



US00D799863S

(12) **United States Design Patent** (10) **Patent No.:** **US D799,863 S**  
**Jones** (45) **Date of Patent:** **\*\* Oct. 17, 2017**

(54) **STORAGE BASKET FOR DISPLAY STAND**  
(71) Applicant: **CREATIVE INSTORE SOLUTIONS PTY LTD**, Terrey Hills, NSW (AU)  
(72) Inventor: **Gareth Jones**, Wembley (GB)  
(73) Assignee: **CREATIVE INSTORE SOLUTIONS PTY LTD**, Terrey Hills, NSW (AU)

D314,656 S \* 2/1991 Box ..... D3/312  
D401,024 S \* 11/1998 Seymour ..... D3/304  
D550,482 S \* 9/2007 Belokin ..... A47F 5/0068  
D6/683  
D569,619 S \* 5/2008 Kent ..... D3/304  
D604,769 S \* 11/2009 Chen ..... D19/90  
D615,777 S \* 5/2010 Lee ..... D6/675.1  
D617,591 S \* 6/2010 Snider ..... D3/306  
D689,551 S \* 9/2013 Shafer ..... D19/90

\* cited by examiner

(\*\*) Term: **15 Years**

Primary Examiner — Kelley Donnelly

(21) Appl. No.: **29/558,172**

(57) **CLAIM**

(22) Filed: **Mar. 15, 2016**

The ornamental design for the storage basket for display stand, as shown and described.

(51) **LOC (10) Cl.** ..... **06-06**

(52) **U.S. Cl.**  
USPC ..... **D6/683**

**DESCRIPTION**

(58) **Field of Classification Search**  
USPC ..... D6/672, 673, 675, 678, 680.2, 682, D6/682.1, 683; D9/424, 432; D3/304, D3/315  
CPC .... A47F 3/00; A47F 3/08; A47F 3/004; A47F 7/0057; A47F 2007/0092  
See application file for complete search history.


FIG. 1 is a top view of a storage basket for display stand; FIG. 2 is a front view of the storage basket for display stand; FIG. 3 is a left side view of the storage basket for display stand; FIG. 4 is a bottom view of the storage basket for display stand; FIG. 5 is a right side view of the storage basket for display stand; FIG. 6 is a right side view of the storage basket for display stand; FIG. 7 is a top perspective view of the storage basket for display stand; FIG. 8 is a perspective view of the storage basket for display stand as part of a display in a first orientation; and, FIG. 9 is a perspective view of the storage basket for display stand as part of a display in an inverted orientation. The broken lines shown in the Figures are included for the purpose of illustrating environment and forms no part of the claimed design.

(56) **References Cited**

**U.S. PATENT DOCUMENTS**

3,675,815 A \* 7/1972 Rehrig ..... B65D 21/046  
206/507  
3,682,351 A \* 8/1972 De Putter ..... B65D 21/06  
206/505  
D227,191 S \* 6/1973 Cape ..... D3/312  
4,163,495 A \* 8/1979 Drader ..... B65D 11/1833  
206/506  
D255,097 S \* 5/1980 Carroll ..... D3/304  
D277,798 S \* 2/1985 DiSesa ..... D3/307  
D288,979 S \* 3/1987 Andersson ..... D3/312  
D292,634 S \* 11/1987 Chabot ..... D3/307

**1 Claim, 5 Drawing Sheets**






FIG. 1

FIG. 2

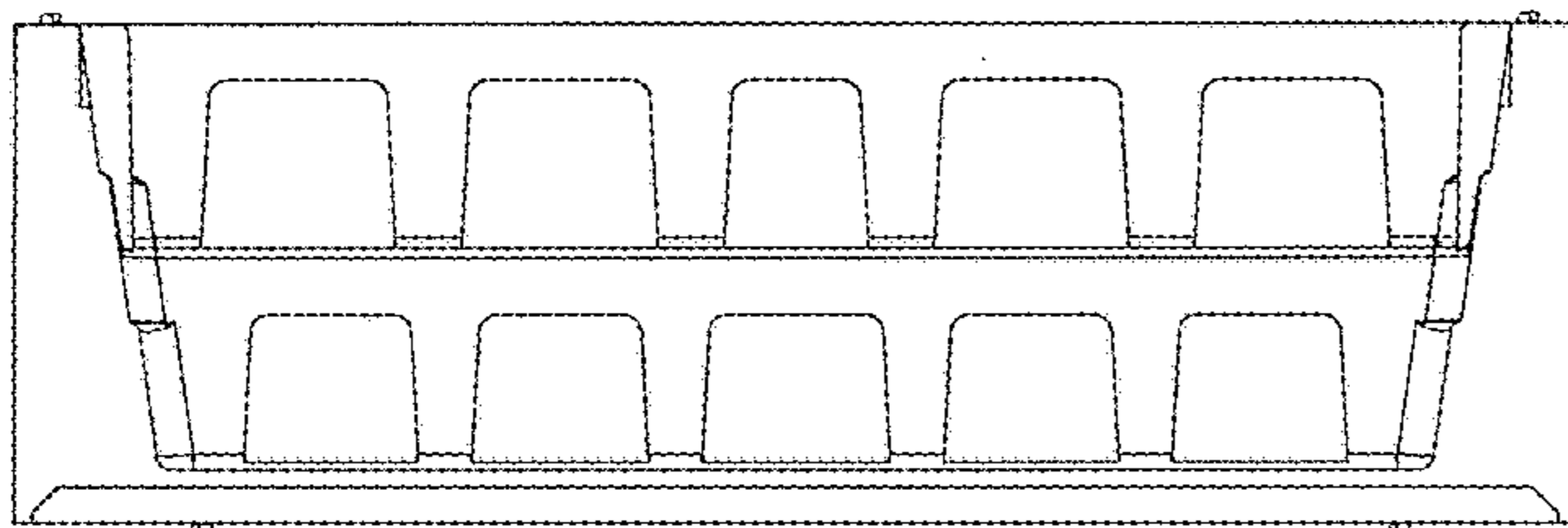
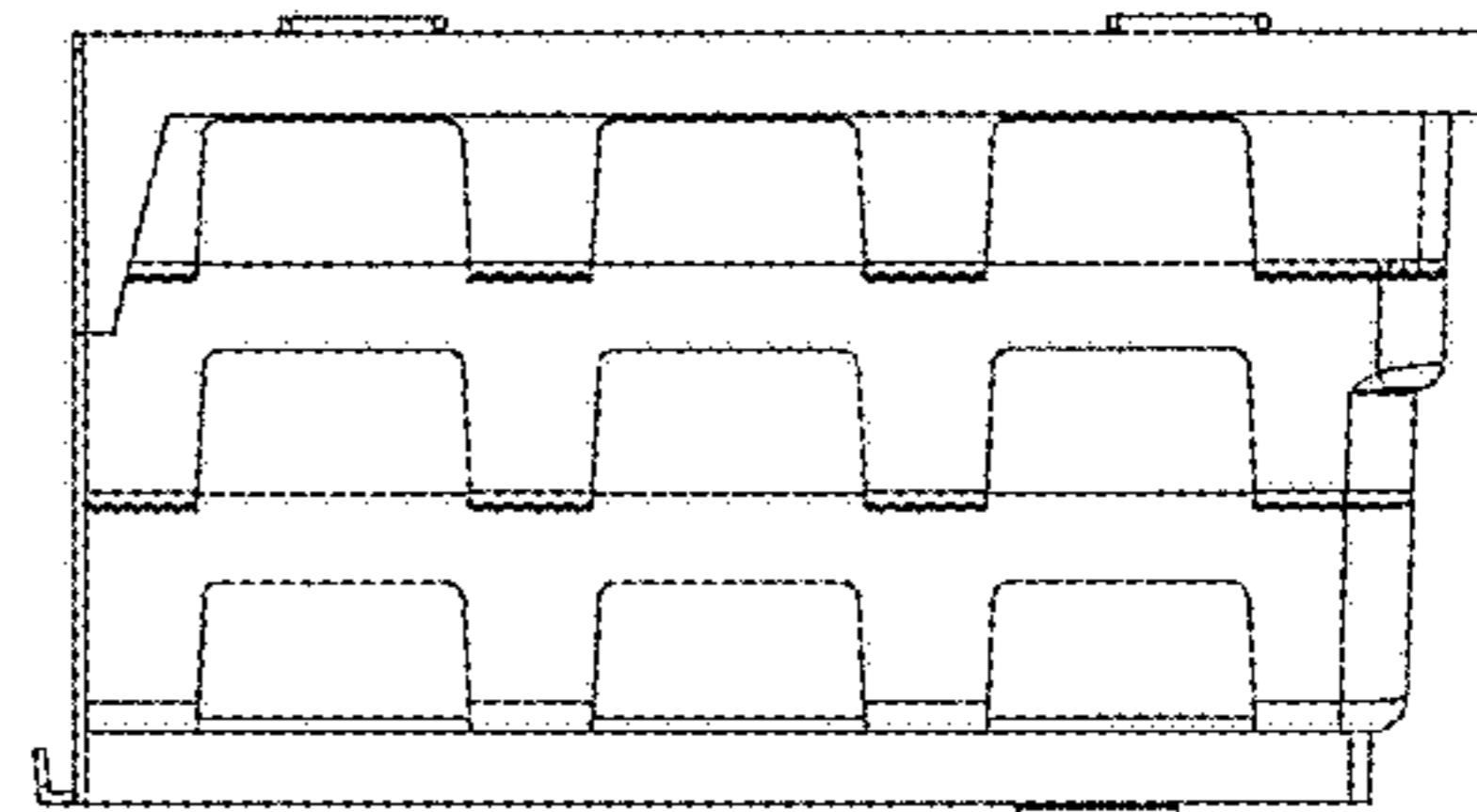


FIG. 3





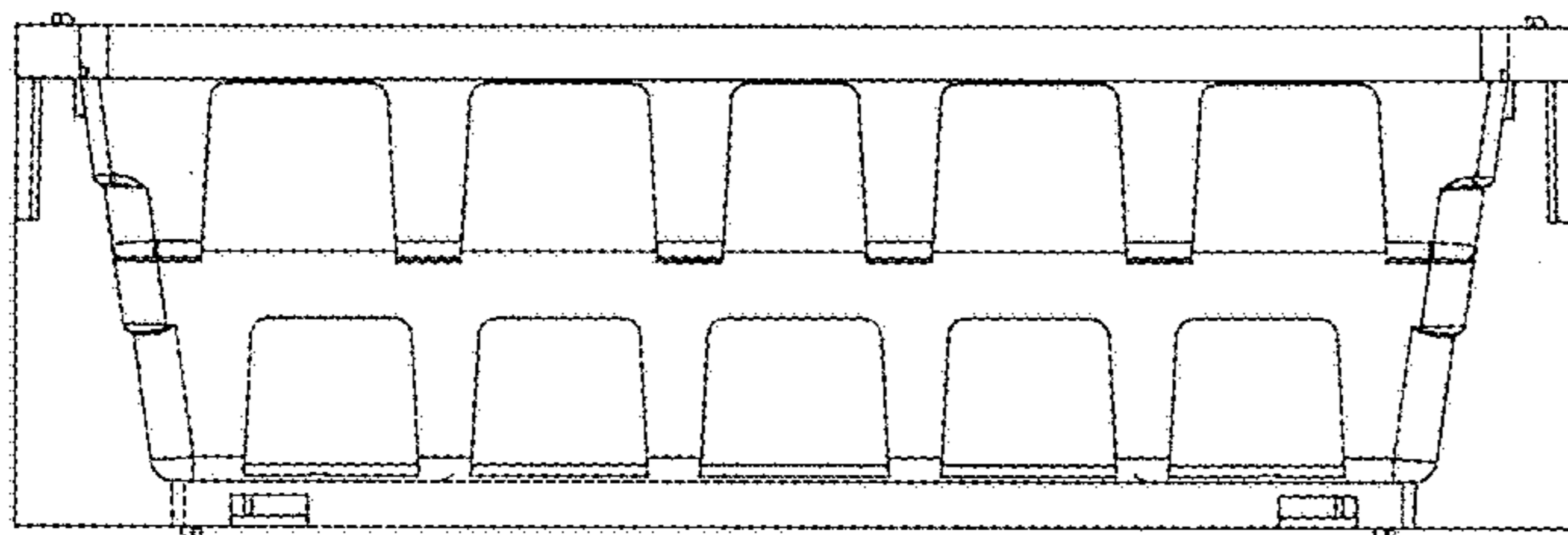


FIG. 4

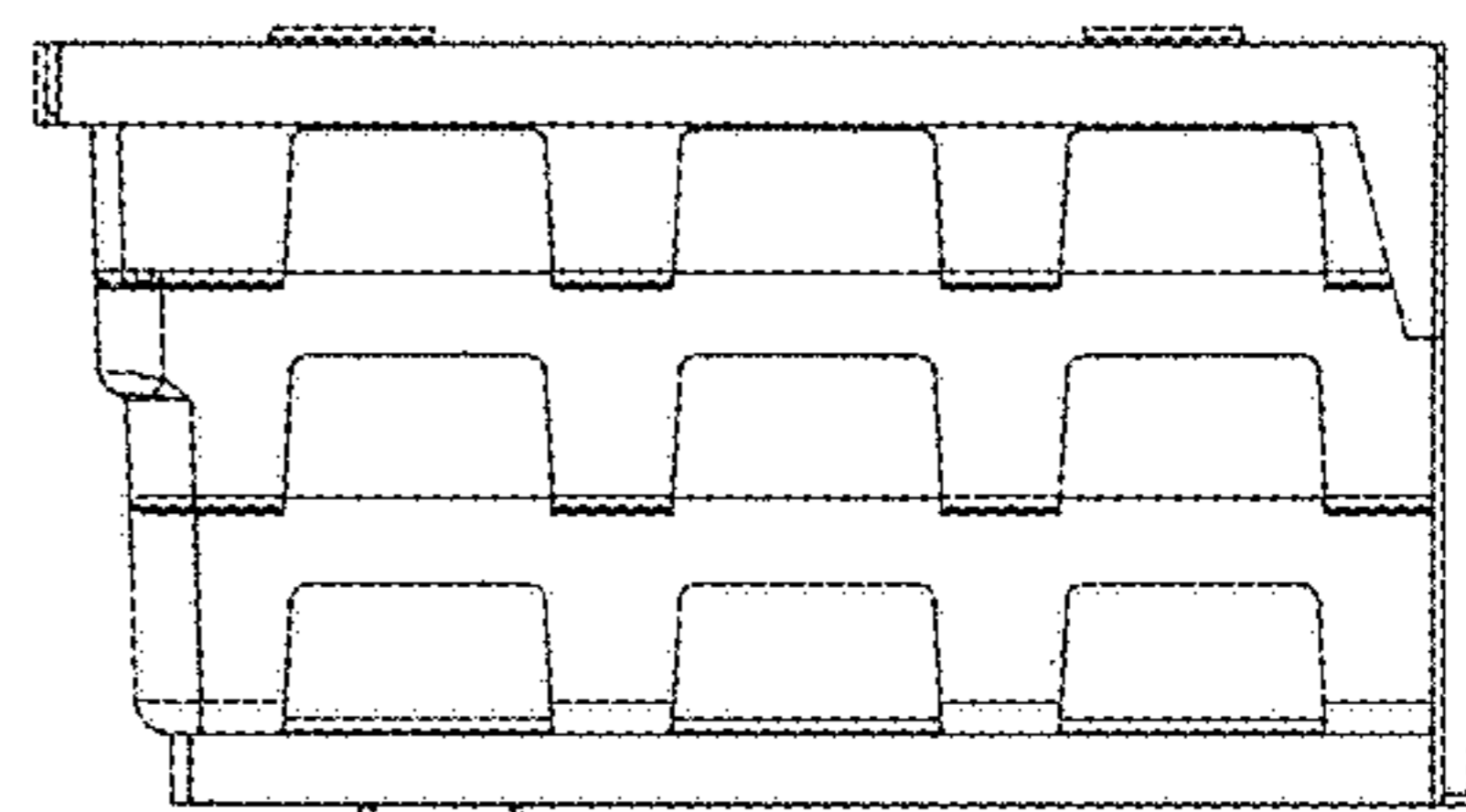


FIG. 5

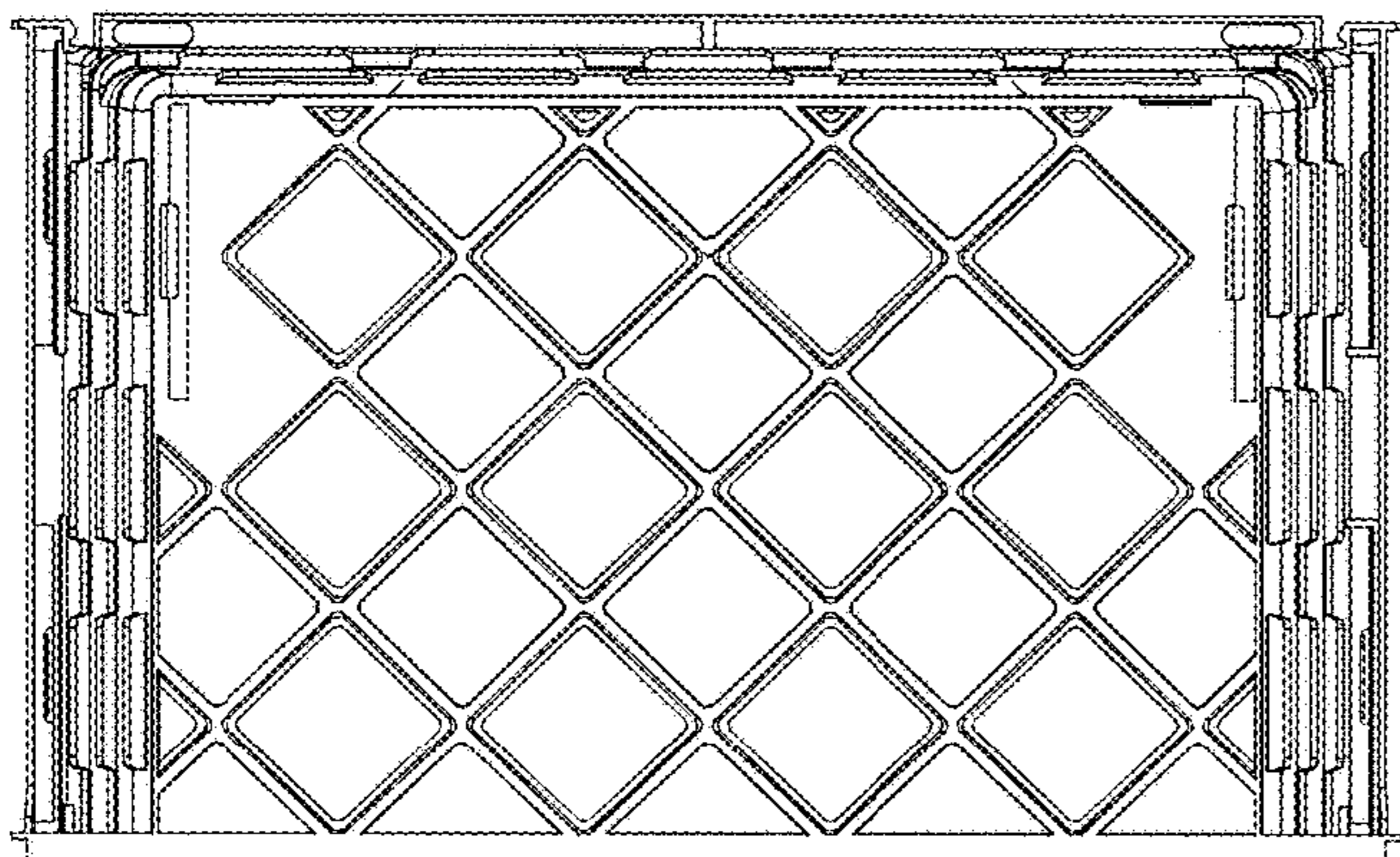


FIG. 6

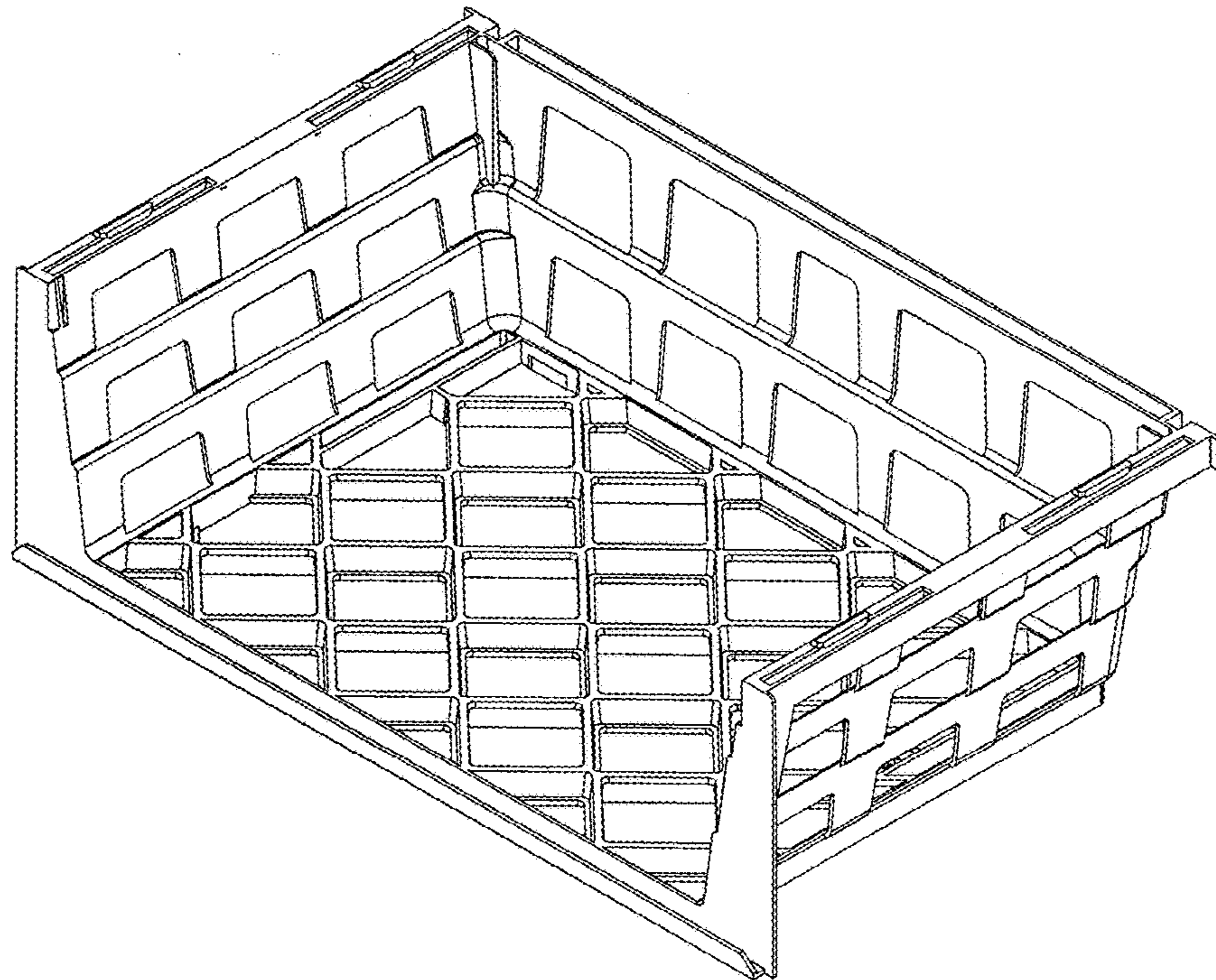


FIG. 7

FIG. 8

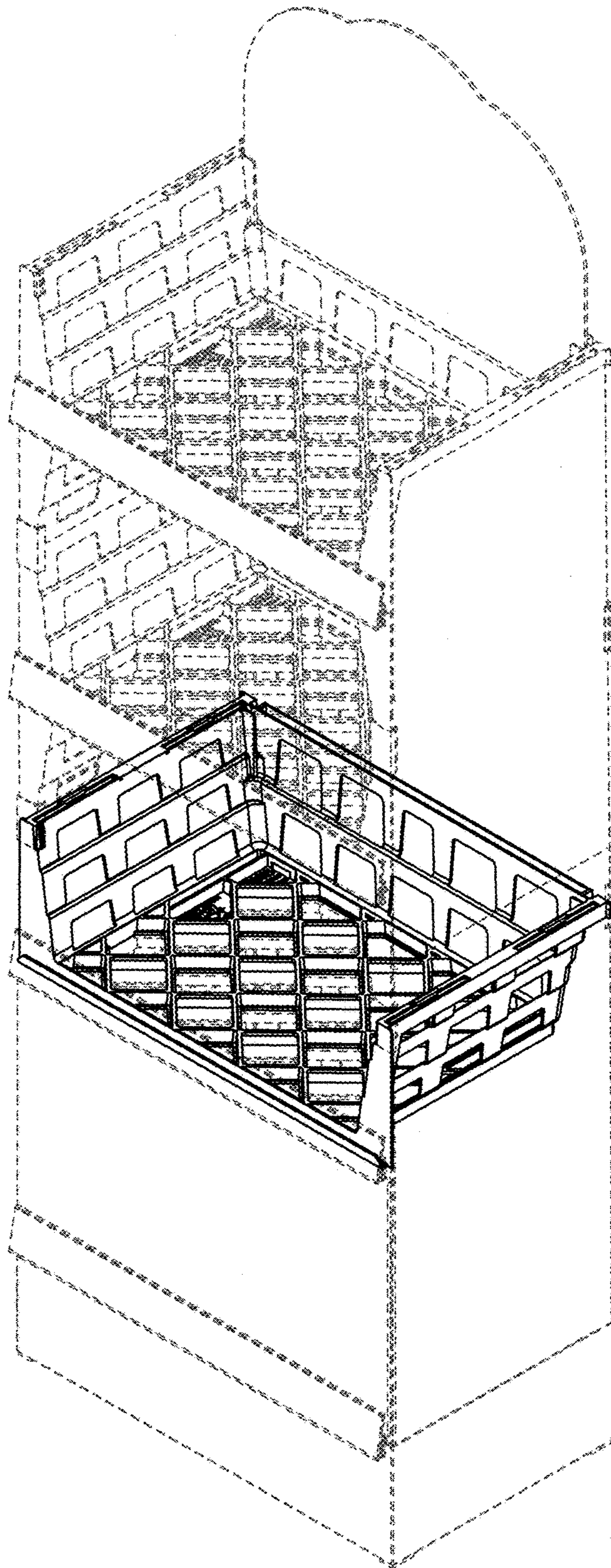




FIG. 9

