



US00D799858S

(12) **United States Design Patent**
Pearce et al.

(10) **Patent No.:** **US D799,858 S**

(45) **Date of Patent:** **** Oct. 17, 2017**

- (54) **MATTRESS CUSHION**
- (71) Applicant: **Purple Innovation, LLC**, Alpine, UT (US)
- (72) Inventors: **Tony M. Pearce**, Alpine, UT (US);
Andrea N. Pearce, Alpine, UT (US);
Daniel Harmon, Springville, UT (US);
Brett Crockett, South Jordan, UT (US)
- (73) Assignee: **Purple Innovation, LLC**, Alpine, UT (US)

- 3,563,837 A * 2/1971 Smith et al. A63B 6/00
112/420
- 4,422,194 A * 12/1983 Viesturs et al. A47C 27/085
5/654
- D308,453 S * 6/1990 Elrod D6/596
- D316,202 S * 4/1991 Farley D6/596
- 5,259,079 A * 11/1993 Visser A47C 27/001
5/685
- D356,917 S * 4/1995 Marshburn D5/52
- D365,956 S * 1/1996 Bonaddio 5/736
- D370,127 S * 5/1996 Bonaddio D5/53
- 5,960,496 A * 10/1999 Boyd A47C 27/144
5/722

(Continued)

(**) Term: **15 Years**

Primary Examiner — Mary Ann Calabrese

Assistant Examiner — Jennifer L Rempfer

(21) Appl. No.: **29/557,601**

(74) *Attorney, Agent, or Firm* — TraskBritt

(22) Filed: **Mar. 10, 2016**

(57) **CLAIM**

(51) **LOC (10) Cl.** **06-09**

The ornamental design for a mattress cushion, as shown and described.

(52) **U.S. Cl.**

USPC **D6/605**

(58) **Field of Classification Search**

DESCRIPTION

USPC D6/582–583, 587–592, 595–609,
D6/617–622; D21/803–809; D24/183

CPC A47G 9/00; A47G 2009/001; A47G
2009/002; A47G 2009/003; A47G
2009/005; A47G 2009/006; A47G 9/02;
A47G 9/0207; A47G 9/0215; A47G
9/0223; A47G 9/023; A47G 9/0238;
A47G 9/0246; A47G 9/0253; A47G
9/0261; A47G 9/06; A47G 9/062; A47G
9/066; A47G 9/068; A47G 9/08; A47G
2009/0276; A47G 9/0284; A47G 9/0292;
A47G 9/04; A47G 9/10

See application file for complete search history.

FIG. 1 is a perspective view of a mattress cushion, showing our new design;
FIG. 2 is a front side view of the mattress cushion shown in FIG. 1;
FIG. 3 is a back side view of the mattress cushion shown in FIG. 1;
FIG. 4 is a right side view of the mattress cushion shown in FIG. 1;
FIG. 5 is a left side view of the mattress cushion shown in FIG. 1;
FIG. 6 is a top view of the mattress cushion shown in FIG. 1; and,
FIG. 7 is a bottom view of the mattress cushion shown in FIG. 1.


The broken lines shown in the drawings represent portions of the mattress cushion that form no part of the claimed design.

(56) **References Cited**

U.S. PATENT DOCUMENTS

- 2,785,739 A * 3/1957 McGregor, Jr. A47C 27/146
15/244.3
- D218,389 S * 8/1970 Basner et al. D6/605

1 Claim, 5 Drawing Sheets



(56)

References Cited

U.S. PATENT DOCUMENTS

D431,100	S *	9/2000	Denney	D32/40
D468,951	S *	1/2003	Harris	D6/596
D486,027	S *	2/2004	Baxter	D6/596
D518,672	S *	4/2006	Contreras	D6/596
D519,311	S *	4/2006	Contreras	D6/596
D667,671	S *	9/2012	Rinehart	D6/605
D670,950	S *	11/2012	Price	D6/605
D672,180	S *	12/2012	Stoddard	D5/53
D707,061	S *	6/2014	Tjoflat	D6/605
D710,116	S *	8/2014	Blackford	D5/58
D731,820	S *	6/2015	Lechantre	D6/605
D775,864	S *	1/2017	Bertoncello	D6/605
D776,960	S *	1/2017	Suzuki	D6/605
2005/0091750	A1 *	5/2005	Radice	A47C 27/144 5/655.9
2007/0261173	A1 *	11/2007	Schlüssel	A47C 31/006 5/725
2007/0277323	A1 *	12/2007	Bain	A47C 27/006 5/699
2011/0094039	A1 *	4/2011	Tervo	A47C 27/056 5/691

* cited by examiner

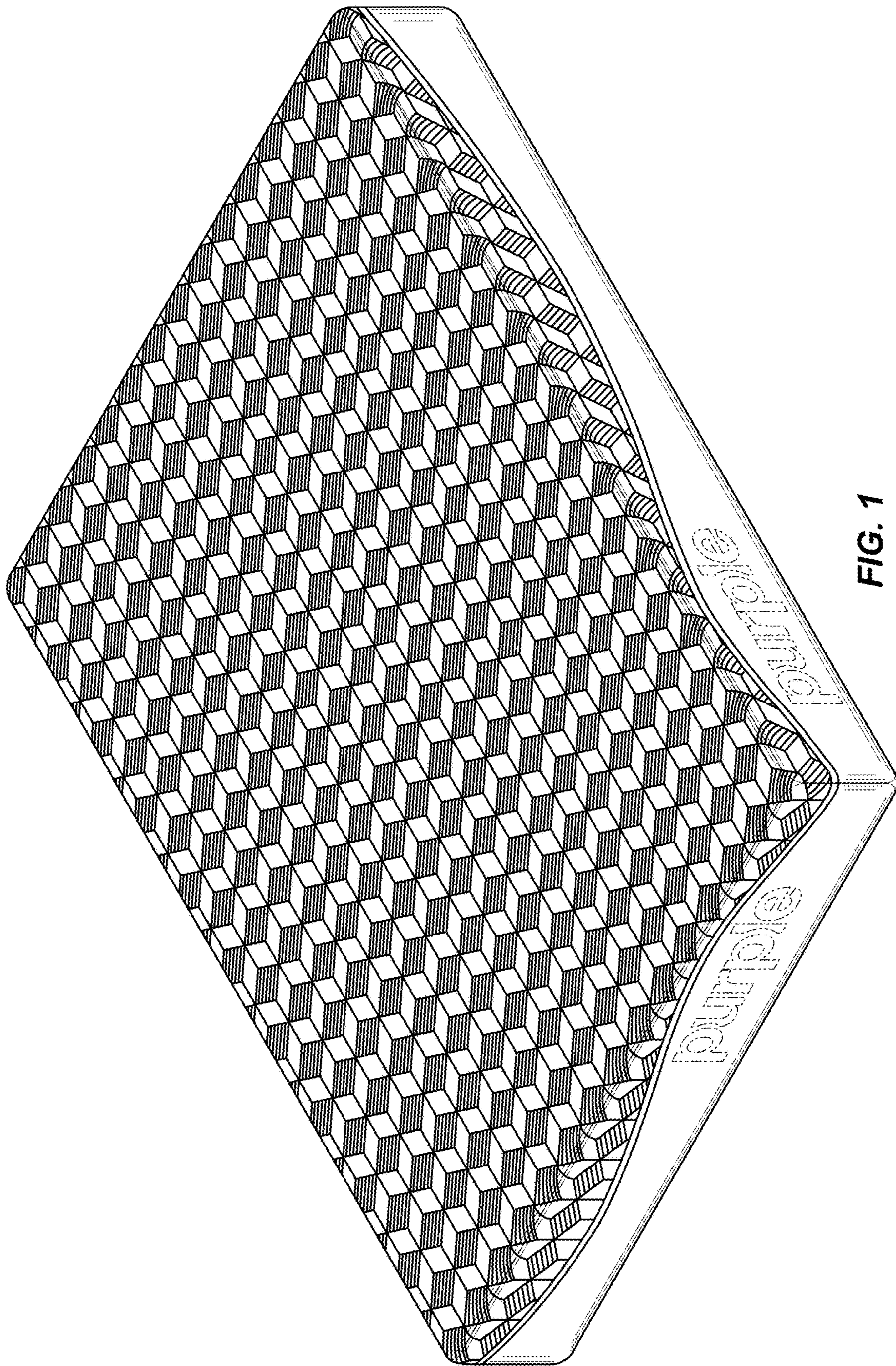


FIG. 1

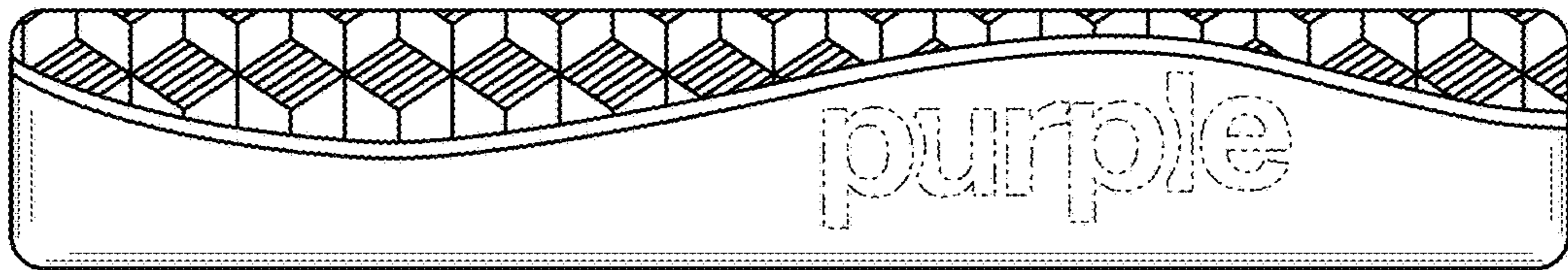


FIG. 2

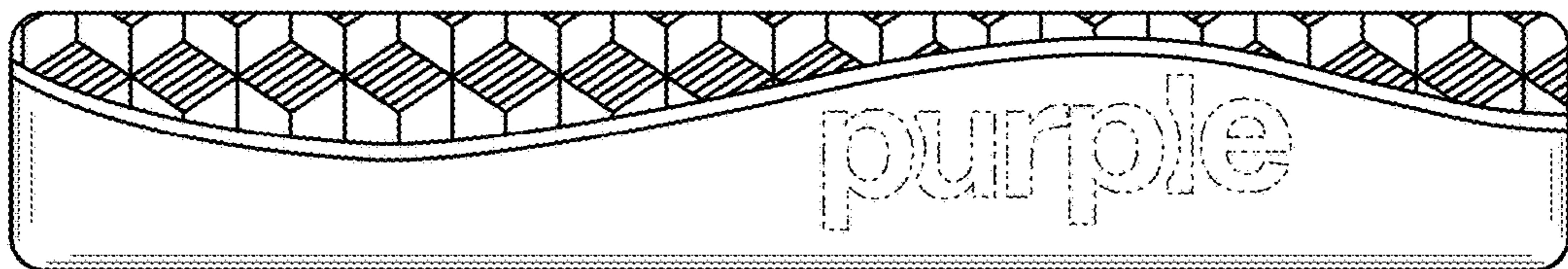


FIG. 3

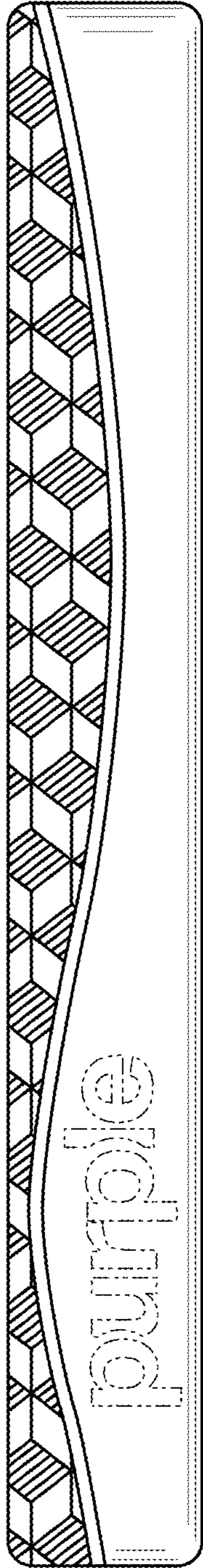


FIG. 4

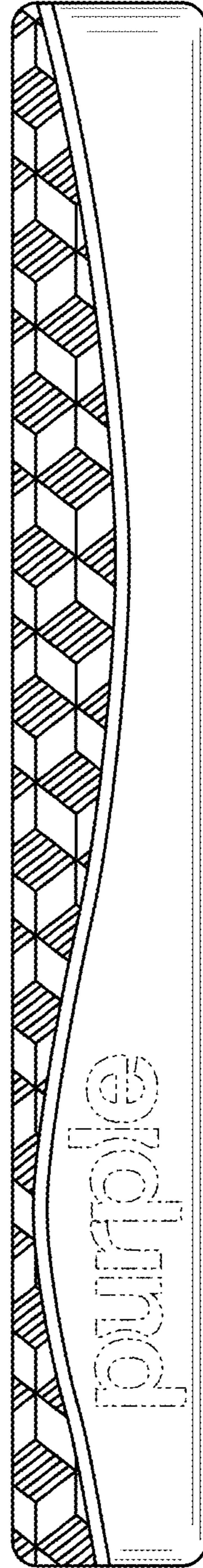


FIG. 5




FIG. 6




FIG. 7