

US00D799853S

(12) **United States Design Patent** (10) **Patent No.:** **US D799,853 S**
Cartledge et al. (45) **Date of Patent:** **** Oct. 17, 2017**

- (54) **DISPENSING DEVICE**
- (71) Applicant: **Handipod Limited**, Cowbridge (GB)
- (72) Inventors: **Philip Vincent Cartledge**, Llantwit Major (GB); **Neil Paul Taylor**, Dana Point, CA (US); **Gareth Dodd**, Barry (GB); **Richard Coombs**, Port Talbot (GB)
- (73) Assignee: **Handipod Limited** (GB)
- (**) Term: **15 Years**
- (21) Appl. No.: **29/546,463**
- (22) Filed: **Nov. 23, 2015**

D353,180 S *	12/1994	Dunning	D21/789
D431,735 S *	10/2000	Sullivan	D6/515
D464,179 S *	10/2002	Petersen	D30/153
D467,455 S *	12/2002	Driscoll	D6/524
D480,901 S *	10/2003	Millington	D6/518
D485,072 S *	1/2004	Brown-Paschal	D28/65
D530,555 S *	10/2006	Karraker	D6/545
D571,044 S *	6/2008	Conte	D28/65
D633,392 S *	3/2011	Northrop	D9/500
D643,299 S *	8/2011	Bunce	D9/521
D658,993 S *	5/2012	Gill	D9/500
D662,743 S *	7/2012	Meyerhoffer	D6/545
D683,560 S *	6/2013	Goldberg	D6/518
D691,480 S *	10/2013	Shukla	D24/104
D698,651 S *	2/2014	Sommer	D9/453
D718,553 S *	12/2014	Gnanendran	D6/518

(Continued)

- (30) **Foreign Application Priority Data**
- Sep. 2, 2015 (EM) 002764787-0001
- (51) **LOC (10) Cl.** **20-02**
- (52) **U.S. Cl.**
- USPC **D6/518**
- (58) **Field of Classification Search**
- USPC D6/515-523; 206/389, 391; 312/34.1, 312/34.8; 211/13.1; 221/173, 282; 242/570, 590, 588.1, 598, 588.6
- CPC B65D 85/04; B65D 85/672; A47F 7/00; A47G 21/12; D05B 3/14; B66D 1/7492; B65H 49/205; A47K 10/025
- See application file for complete search history.

- (56) **References Cited**
- U.S. PATENT DOCUMENTS
- 2,654,504 A * 10/1953 Hyams B44D 3/125 206/209
- D274,471 S * 6/1984 Widmer D24/110
- D302,384 S * 7/1989 Holewinski D9/526
- D335,721 S * 5/1993 Kimball D28/65
- D341,225 S * 11/1993 Lang D28/76
- D342,028 S * 12/1993 Stenger D24/224

OTHER PUBLICATIONS

Magnetsteel.com, Product range—Handipod, May 10, 2015, <http://www.magnetsteel.com/product-range/handipod/handipod.aspx>.*

Primary Examiner — David Muller
Assistant Examiner — Nathan Johnston
(74) *Attorney, Agent, or Firm* — Jennifer S. Sickler; Thompson & Knight LLP

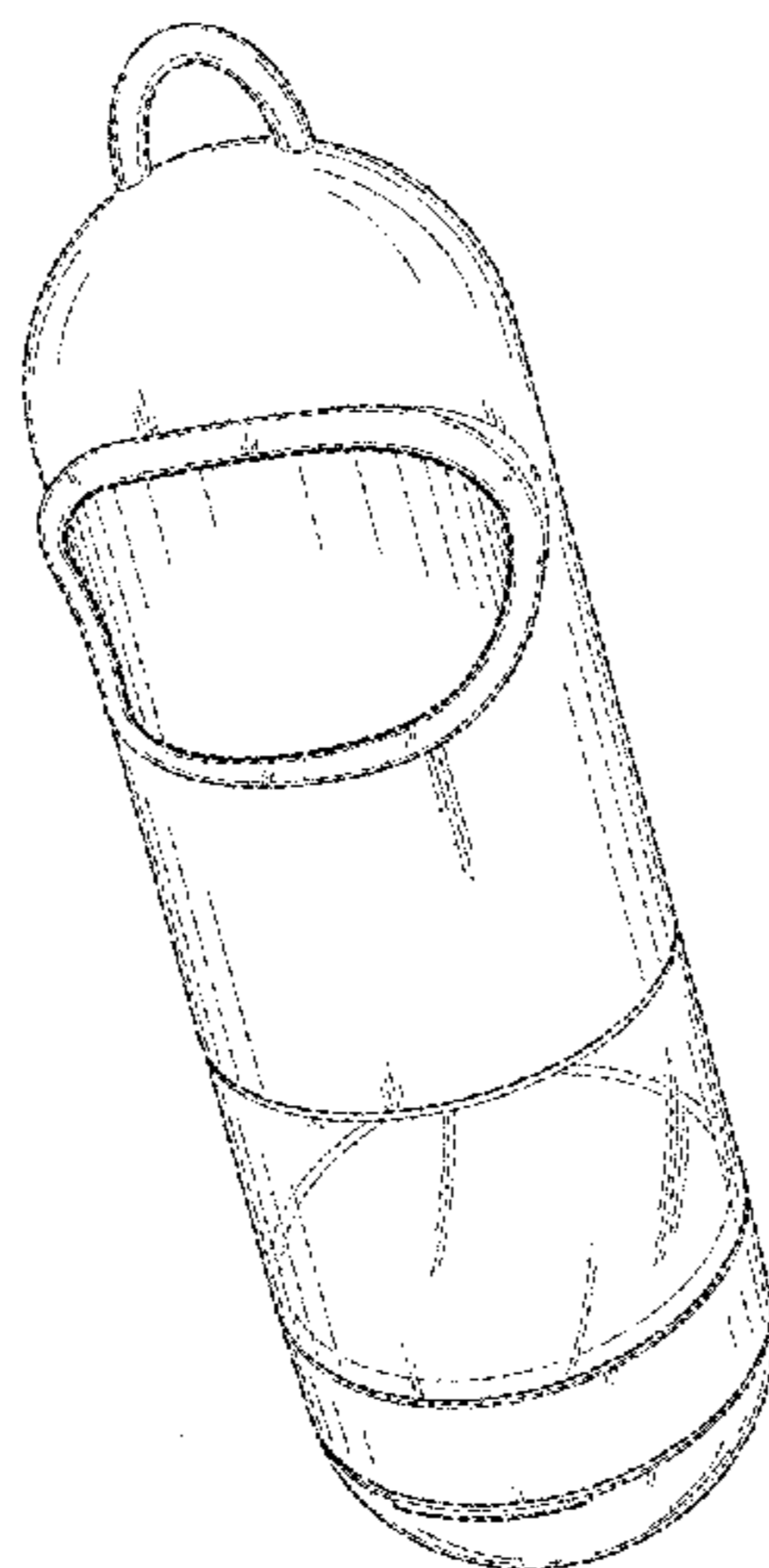
(57) **CLAIM**

The ornamental design for a dispensing device, as shown and described.

DESCRIPTION

FIG. 1 is a perspective view of a dispensing device, showing our new design.
FIG. 2 is front elevation view thereof;
FIG. 3 is a rear elevation view thereof;
FIG. 4 is a left elevation view thereof;
FIG. 5 is a right elevation view thereof;
FIG. 6 is a top plan view thereof; and,
FIG. 7 is a bottom view thereof.

1 Claim, 7 Drawing Sheets



(56)

References Cited

U.S. PATENT DOCUMENTS

D739,730 S *	9/2015	Marotti	D9/500
D751,908 S *	3/2016	Lee	D9/449
D751,921 S *	3/2016	Lam	D9/504
2005/0077312 A1 *	4/2005	Ellis	A47K 10/22 221/194

* cited by examiner

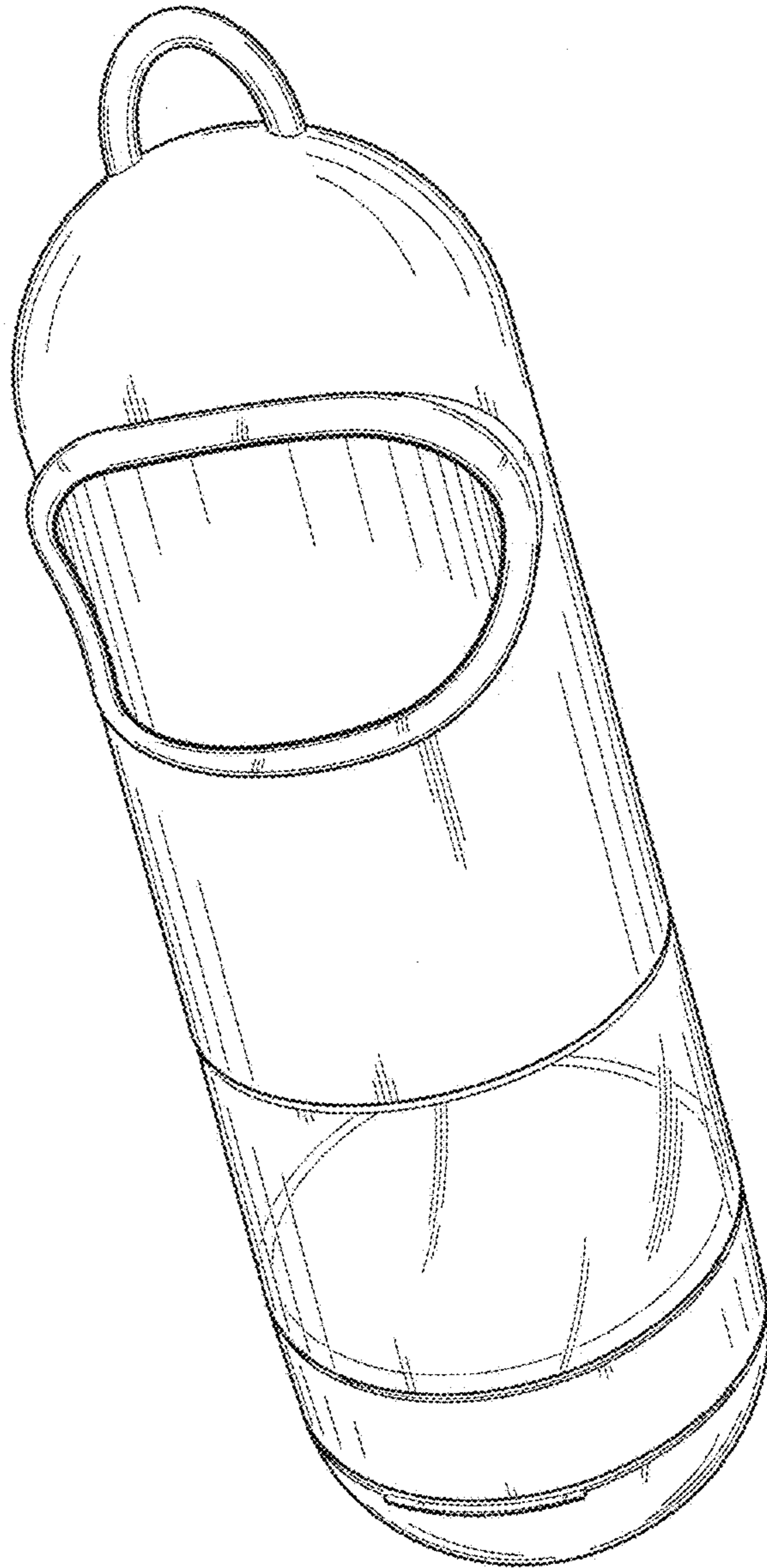


FIG. 1

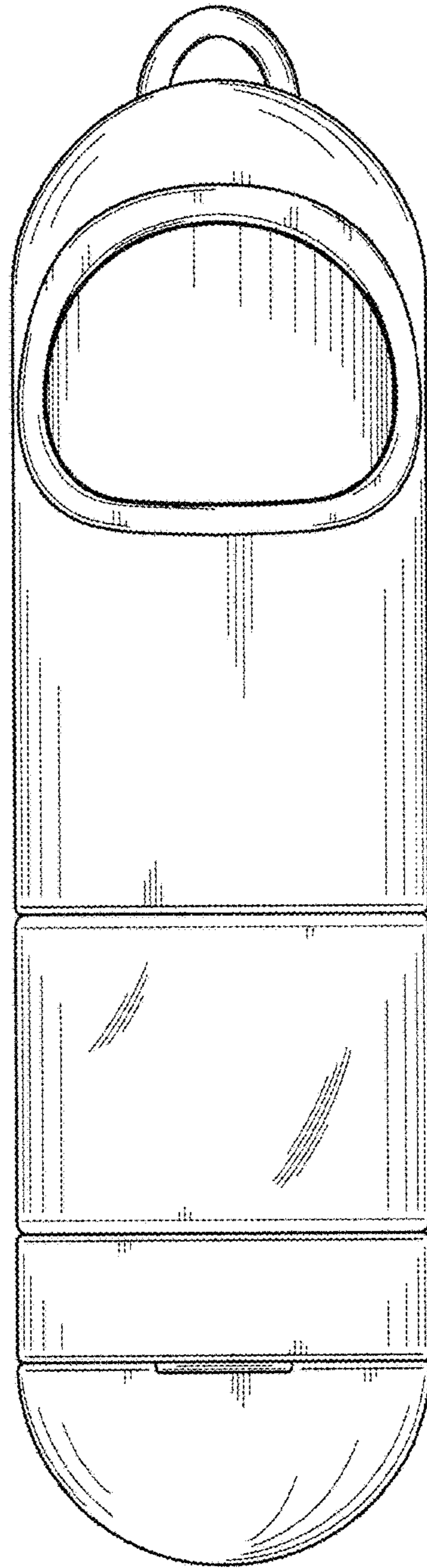


FIG. 2

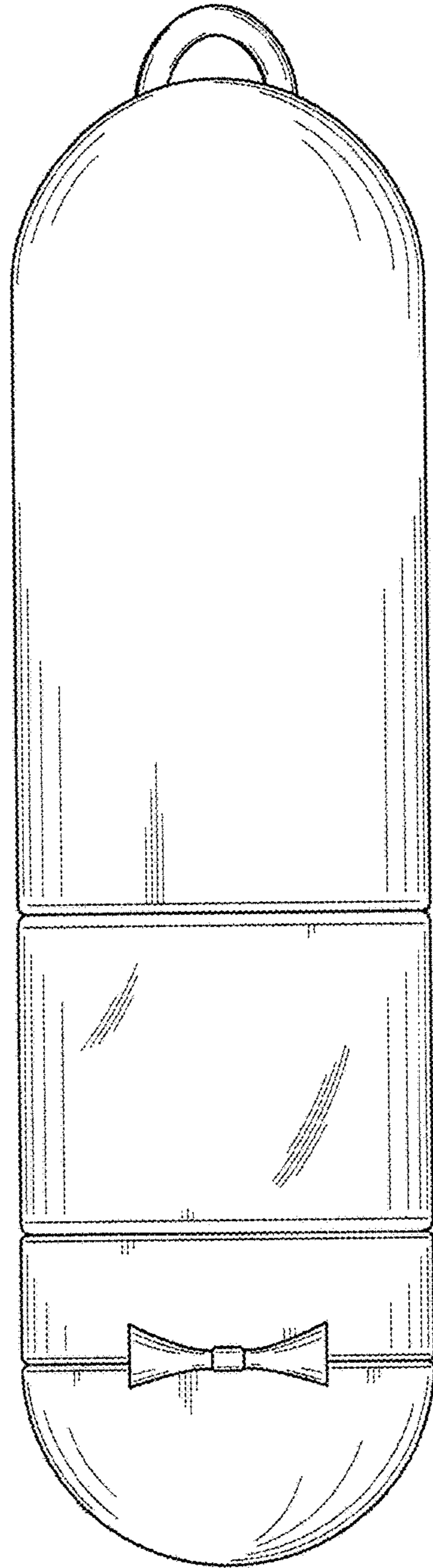


FIG. 3

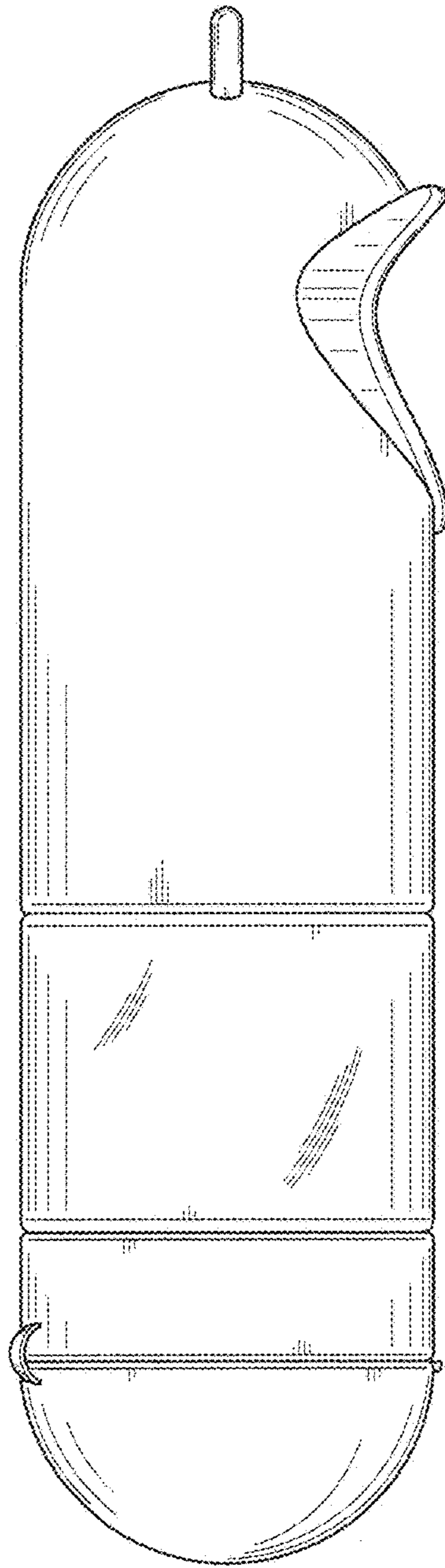


FIG. 4

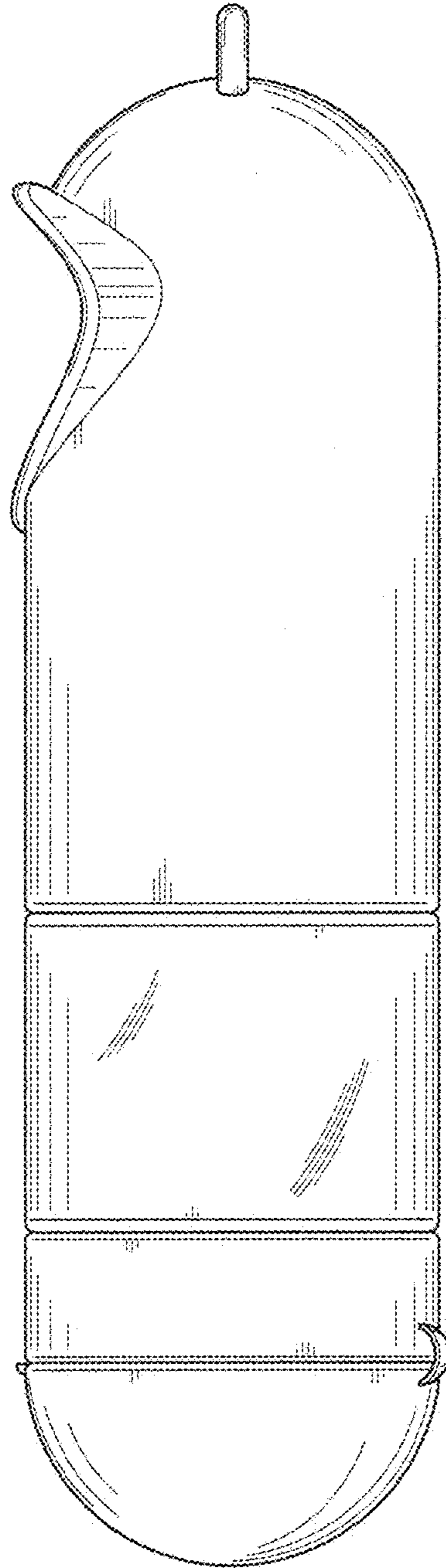


FIG. 5

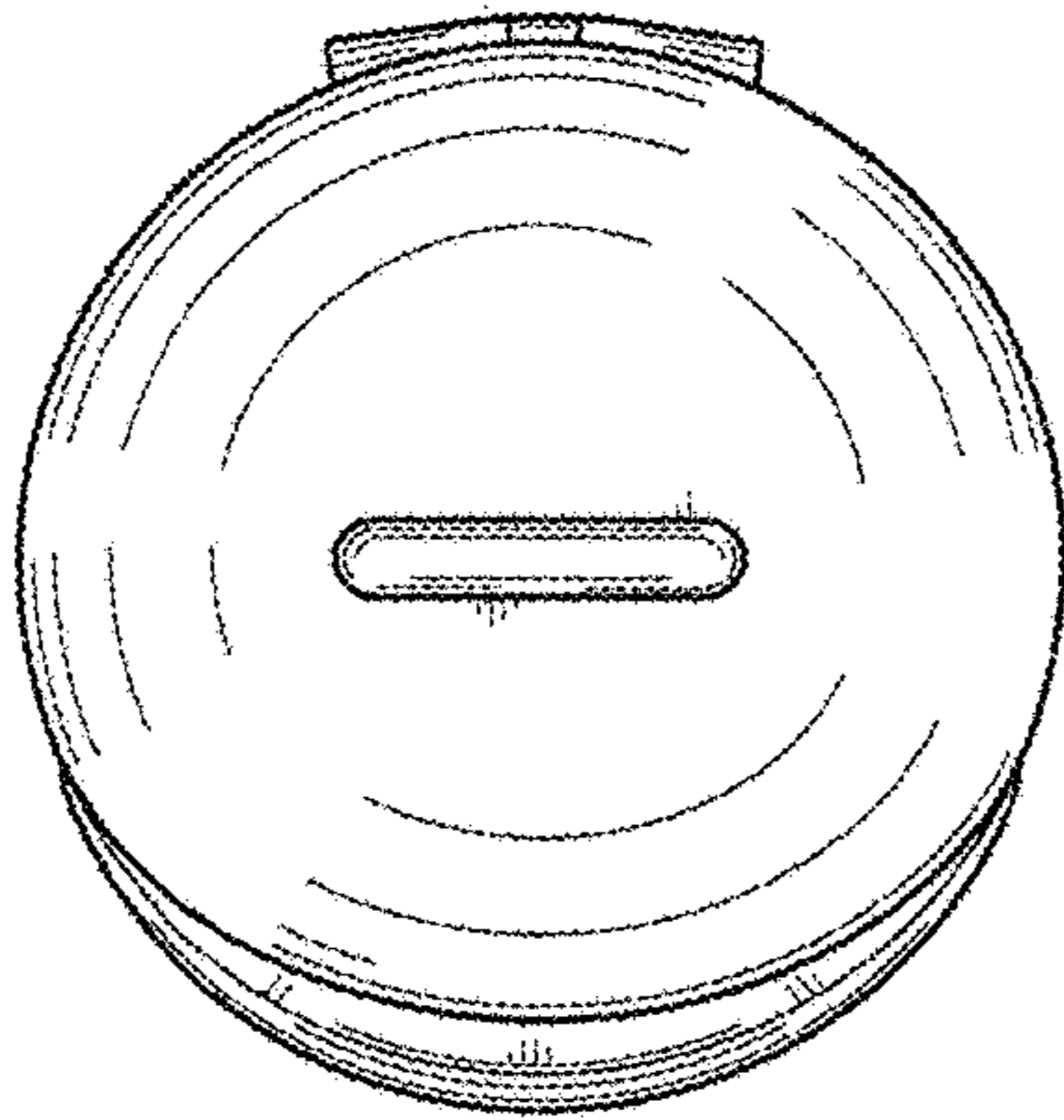


FIG. 6

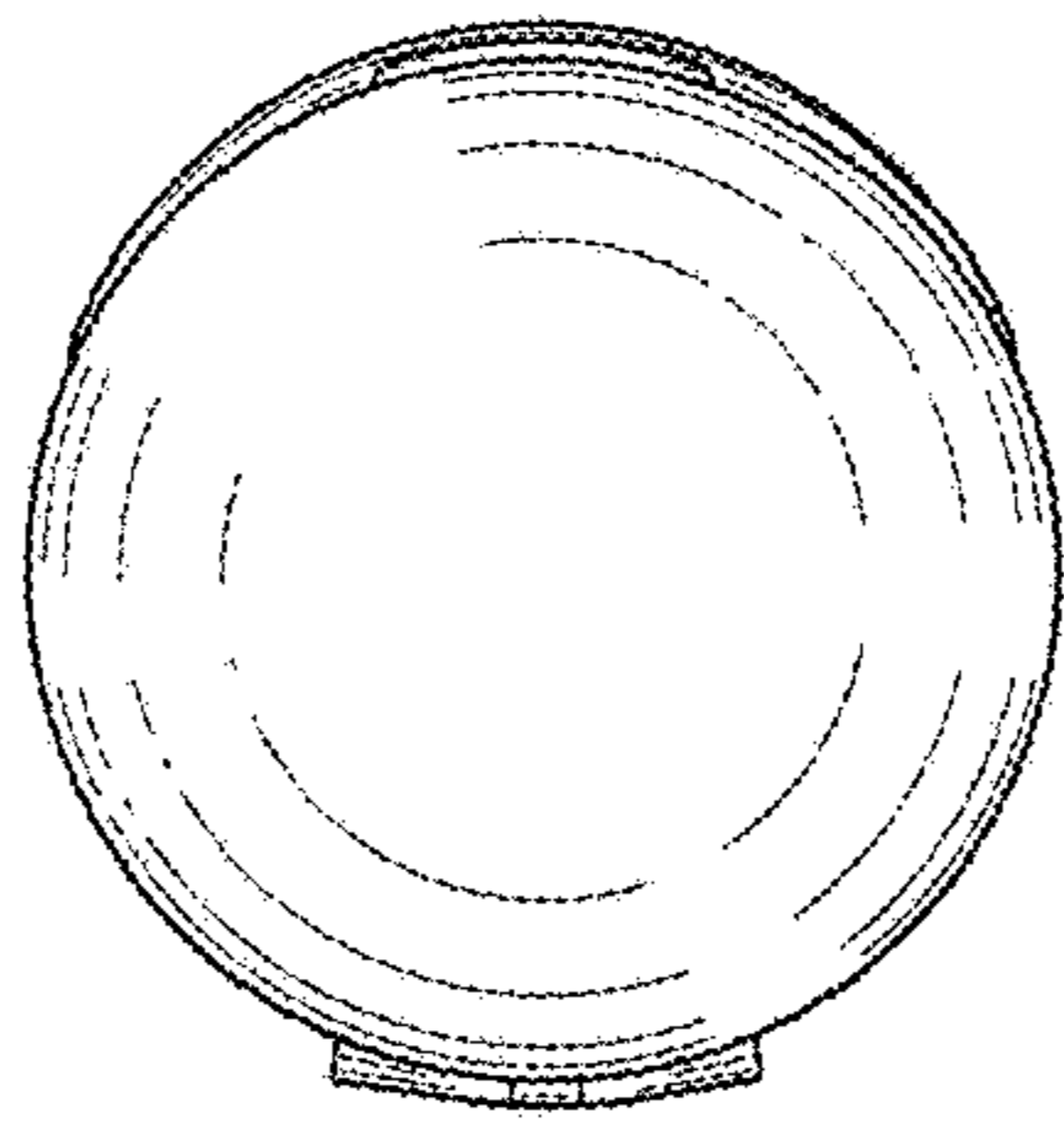


FIG. 7