



US00D799838S

(12) **United States Design Patent** (10) **Patent No.:** **US D799,838 S**
Lv et al. (45) **Date of Patent:** **** Oct. 17, 2017**

(54) **ROCKING CHAIR**
(71) Applicant: **JARDER OUTDOOR NINGBO CO., LTD**, Ningbo (CN)
(72) Inventors: **Zhenxiao Lv**, Ningbo (CN); **Junchao Yuan**, Ningbo (CN); **Jiahuan Shen**, Ningbo (CN); **Zhen Yang**, Ningbo (CN); **Ping Bao**, Ningbo (CN)
(73) Assignee: **Jarder Outdoor Ningbo Co., Ltd.**, Ningbo (CN)

D459,099 S * 6/2002 Liu D6/347
D581,174 S * 11/2008 Beckerman D6/346
D677,914 S * 3/2013 Cardenas D6/347
D699,453 S * 2/2014 Weng D6/347
D705,552 S * 5/2014 Zheng D6/347
D705,553 S * 5/2014 Zheng D6/347
D734,046 S * 7/2015 Shen D6/347
D734,619 S * 7/2015 Pan D6/347

(Continued)

(**) Term: **15 Years**
(21) Appl. No.: **29/575,076**
(22) Filed: **Aug. 22, 2016**

(30) **Foreign Application Priority Data**

Mar. 23, 2016 (CN) 2016 3 0086525
May 18, 2016 (CN) 2016 3 0187143
May 27, 2016 (CN) 2016 3 0206785

(51) **LOC (10) Cl.** **06-01**
(52) **U.S. Cl.**
USPC **D6/347**

(58) **Field of Classification Search**
USPC D6/334, 344, 346, 347, 348, 369-371, D6/373, 381, 708, 364; D12/52; D21/521, 534-539, 674, 676, 687, 688, D21/690, 828
CPC A47D 13/10; A47C 1/14; A47C 3/029; A47C 3/027; A47C 3/02; A47C 3/04; A47C 3/0255; A47C 4/02; A47C 4/03; A47C 4/04; A47C 5/12; A47C 15/008; Y10S 135/909; Y10T 403/32409

See application file for complete search history.

(56) **References Cited**

U.S. PATENT DOCUMENTS

678,192 A * 7/1901 Olson A47C 3/0255 297/245
993,000 A * 5/1911 Tothill A47C 3/0255 297/77

OTHER PUBLICATIONS

“Recliner Chair Swing” Oct. 12, 2013, catalinaspas.com, site visited Aug. 28, 2017. <http://www.catalinaspas.com/LASwing.html>.*

(Continued)

Primary Examiner — Kevin K Rudzinski
Assistant Examiner — Paul D Bohannon

(74) *Attorney, Agent, or Firm* — Wang Law Firm, Inc.

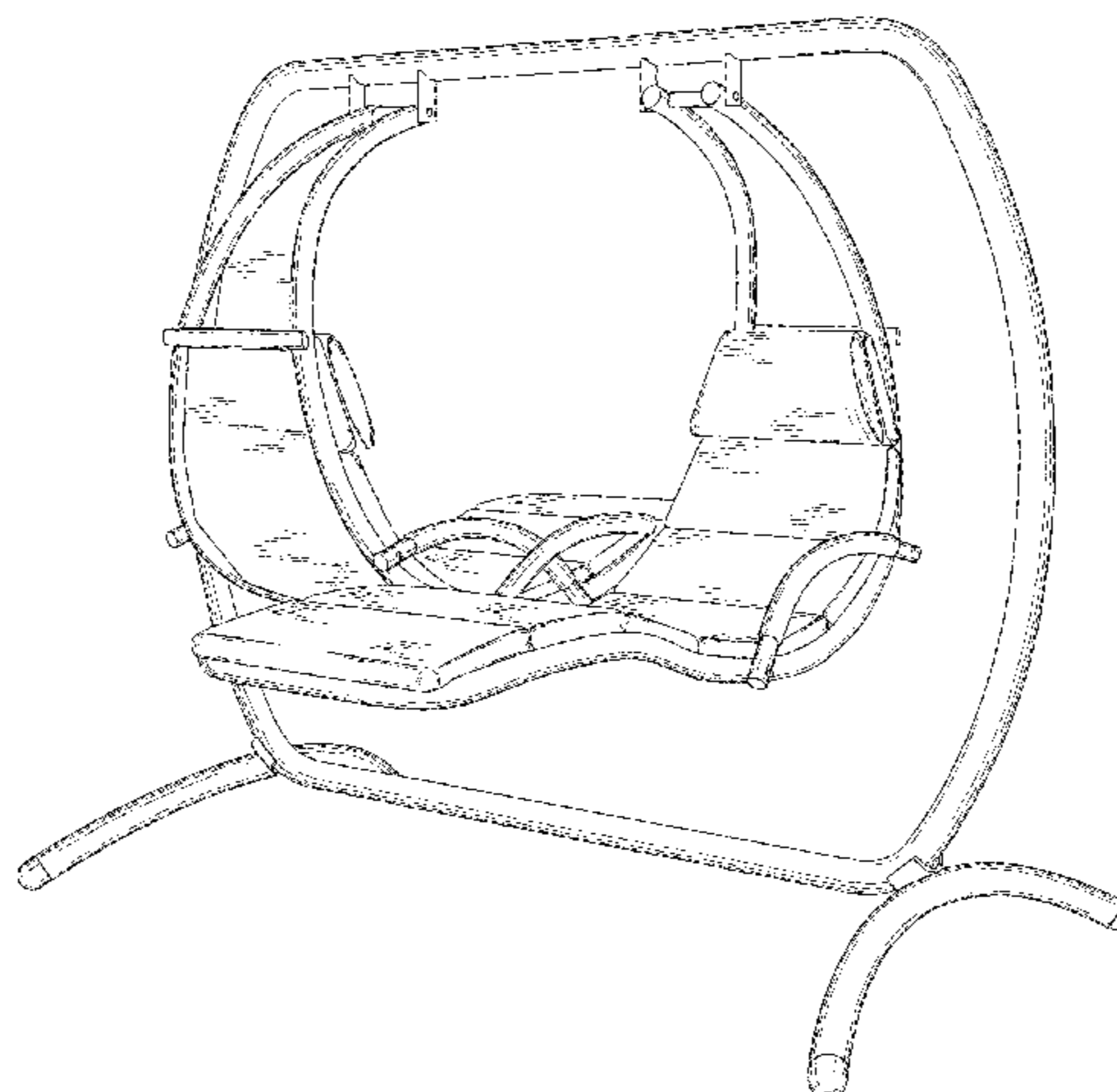
(57) **CLAIM**

The ornamental design for a rocking chair, as shown and described.

DESCRIPTION

FIG. 1 is a front view showing our new design;
FIG. 2 is a rear view thereof;
FIG. 3 is a left view thereof;
FIG. 4 is a right view thereof;
FIG. 5 is a bottom view thereof;
FIG. 6 is a top view thereof;
FIG. 7 is a perspective view thereof;
FIG. 8 is a perspective view with a sun shade; and,
FIG. 9 is a perspective view with another sun shade.
The broken line showing of sun shades is for the purpose of illustrating environmental structure and forms no part of the claimed design.

1 Claim, 9 Drawing Sheets



(56)

References Cited

U.S. PATENT DOCUMENTS

D752,351 S * 3/2016 Pan D6/347
D766,001 S * 9/2016 Stoter D6/347
D771,962 S * 11/2016 Weng D6/347
D774,786 S * 12/2016 Stoter D6/347
D778,076 S * 2/2017 Shen D6/347
D786,572 S * 5/2017 Shen D6/347
2002/0140261 A1* 10/2002 Liu A47C 3/0255
297/247
2015/0216309 A1* 8/2015 Habing A47C 1/14
472/118

OTHER PUBLICATIONS

“Palm Springs Outdoor Hanging Chair Recliner Swing Air Chaise Longue Cream” Apr. 2, 2016, walmart.com, site visited Aug. 28, 2017. <https://www.walmart.com/ip/Palm-Springs-Outdoor-Hanging-Chair-Recliner-Swing-Air-Chaise-Longue-Cream/50946443>.*

* cited by examiner




FIG. 1




FIG. 2

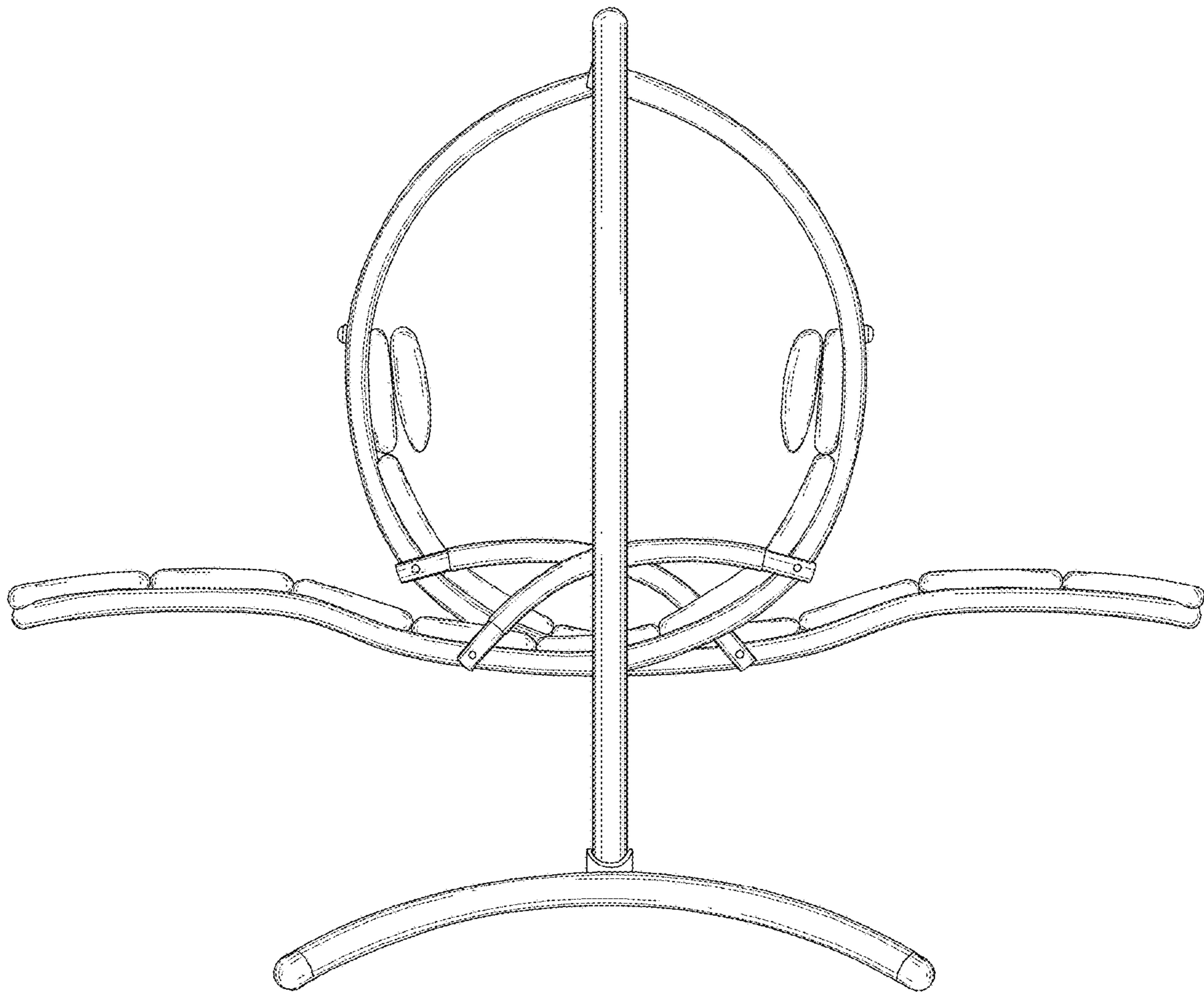


FIG. 3

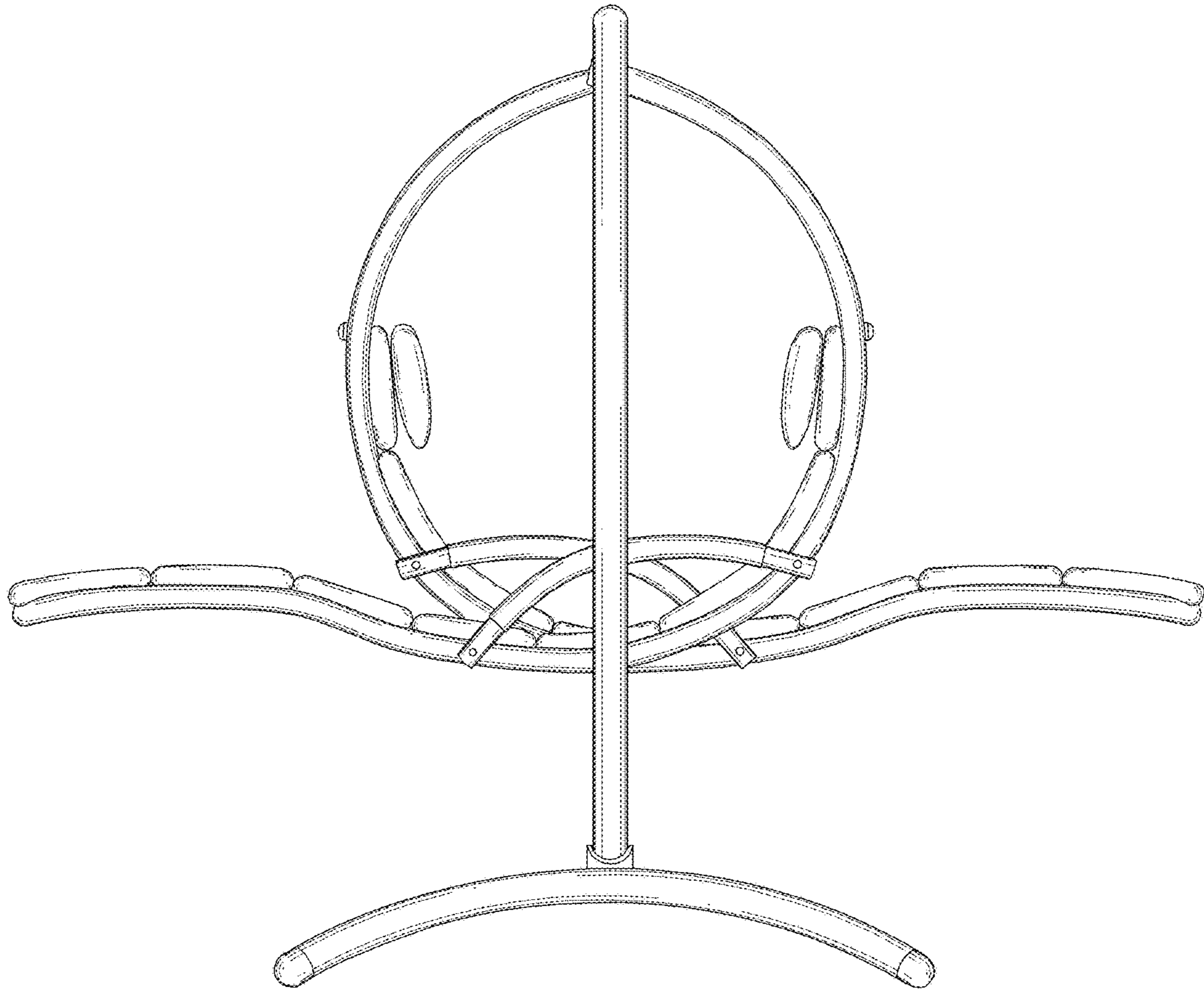


FIG. 4

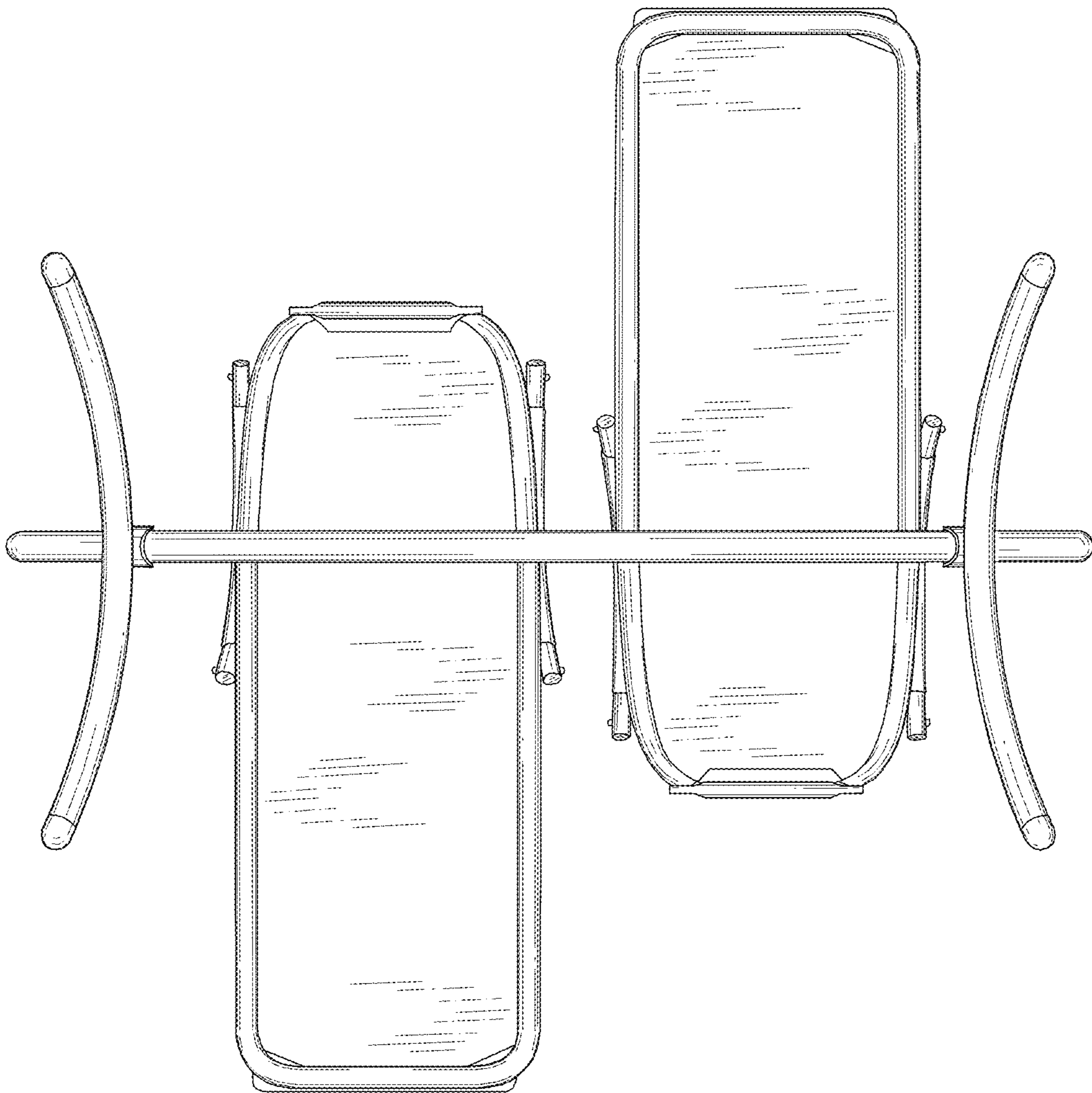


FIG. 5

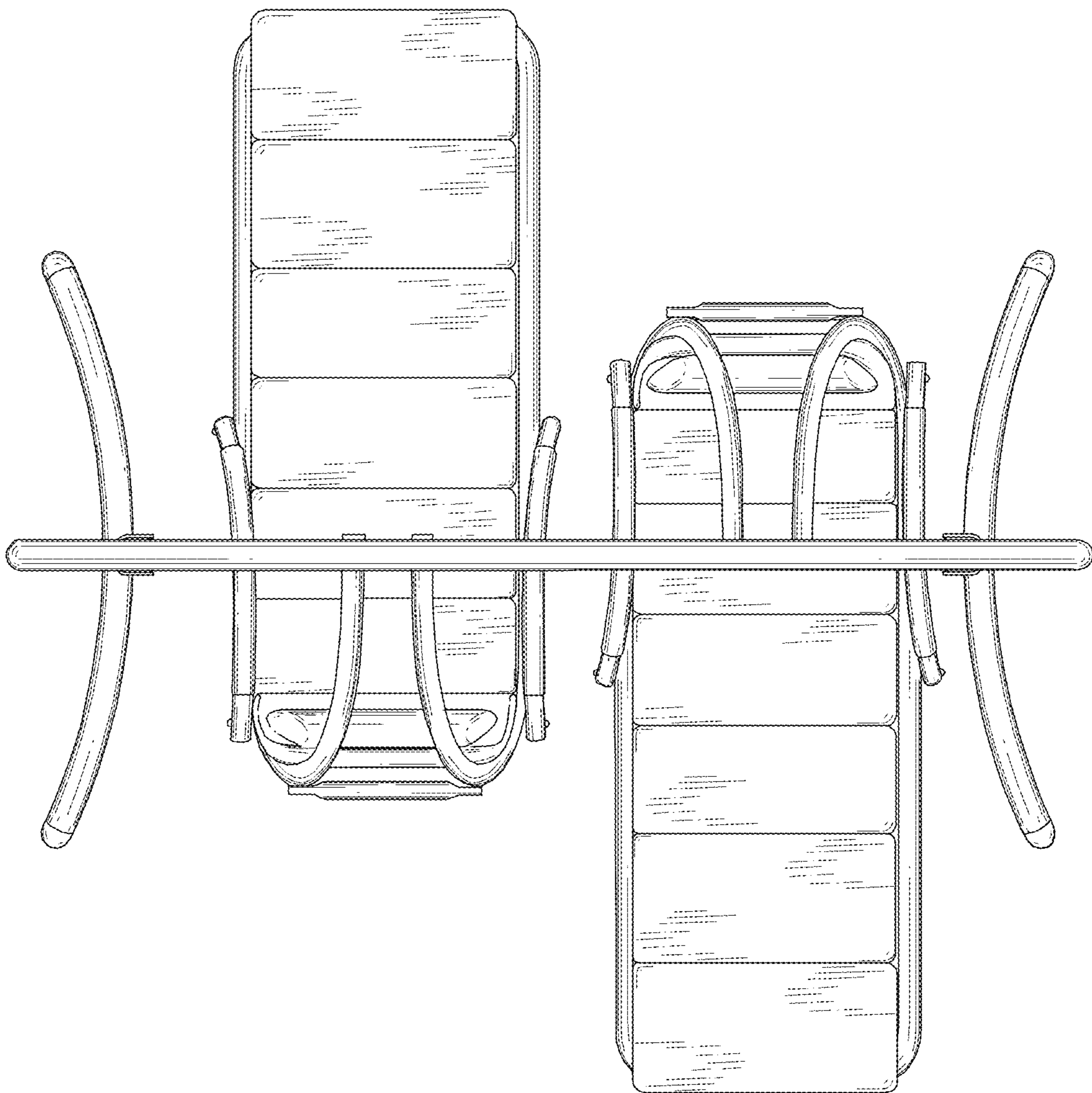


FIG. 6

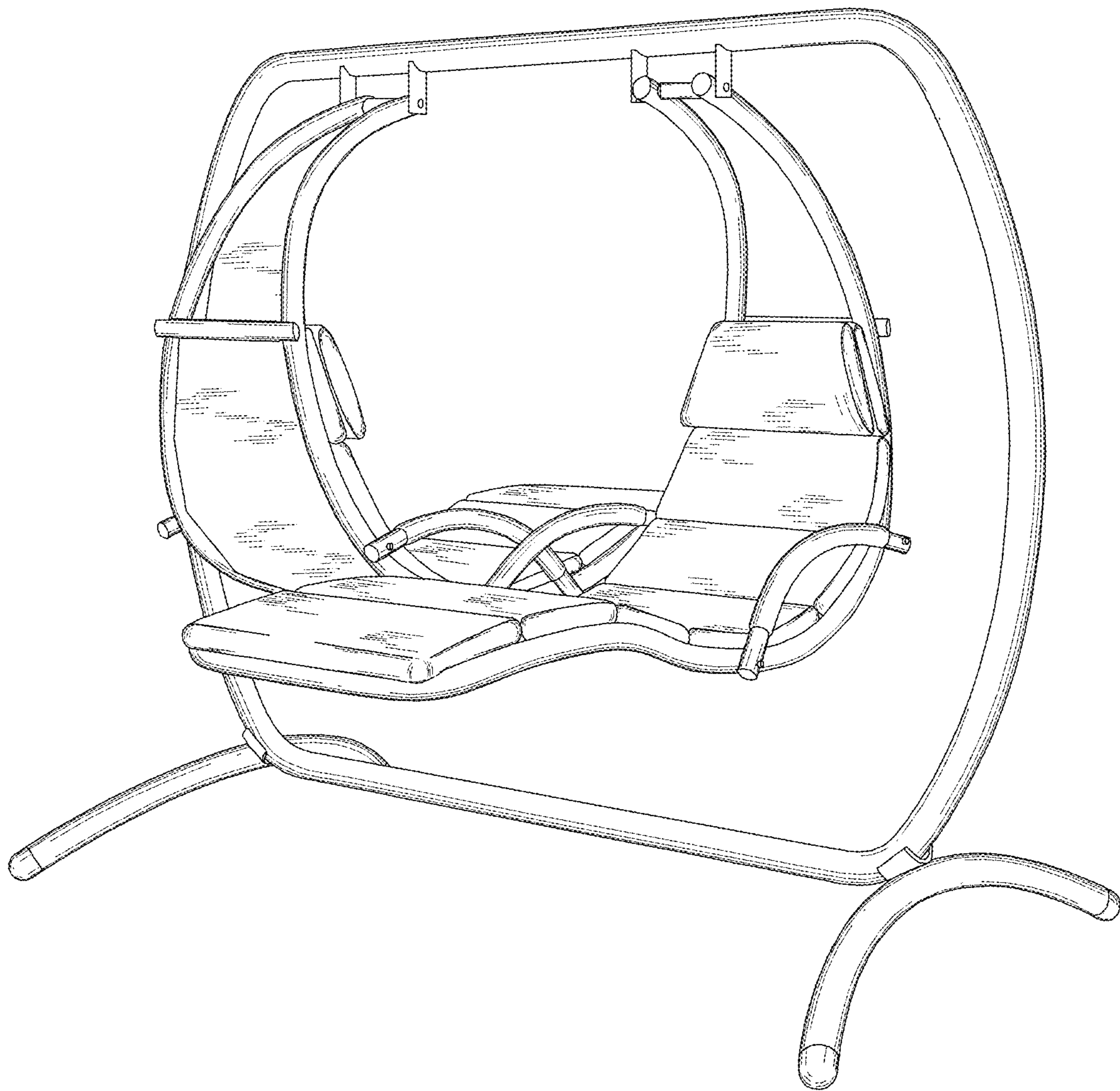


FIG. 7

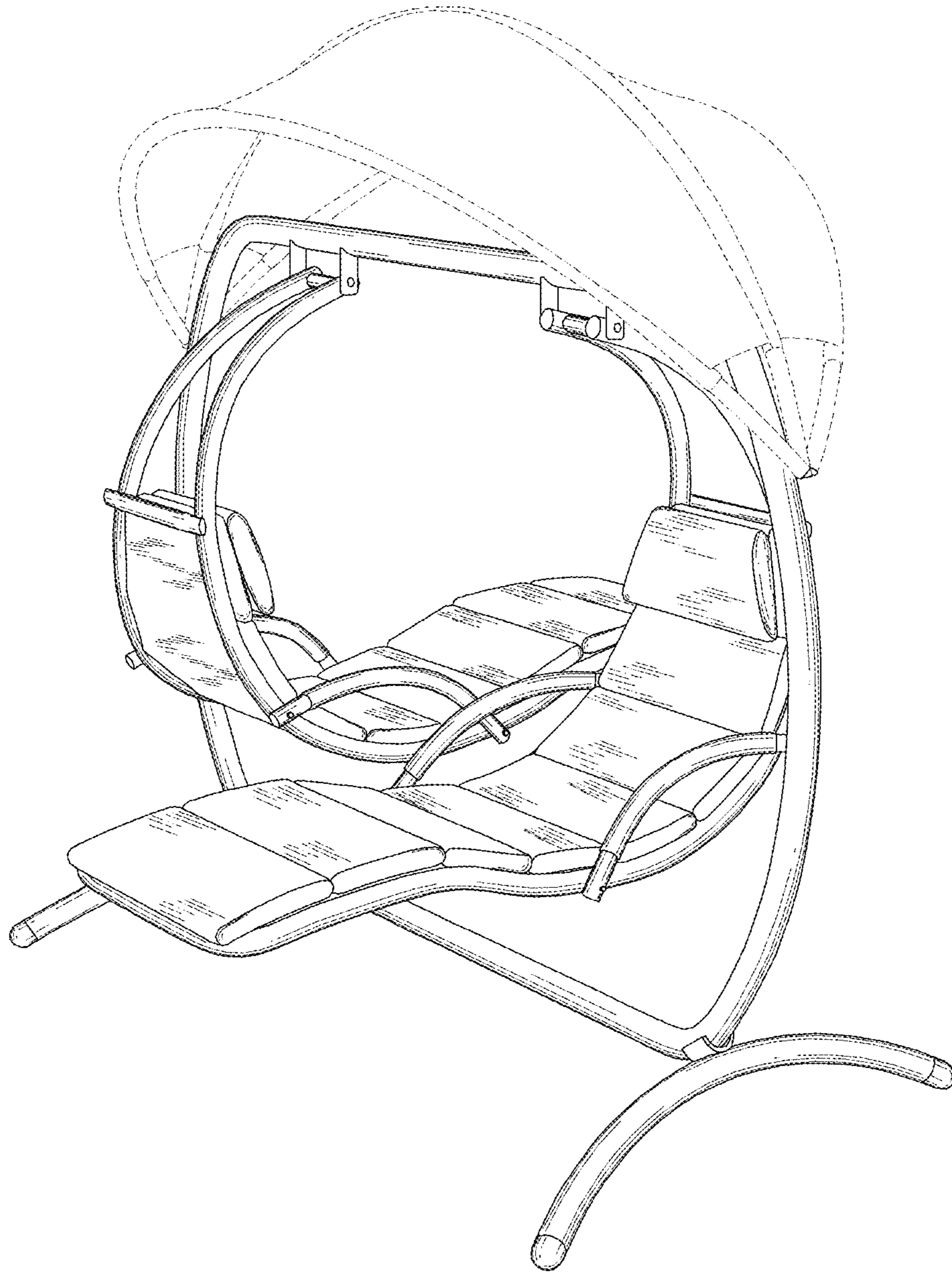


FIG. 8

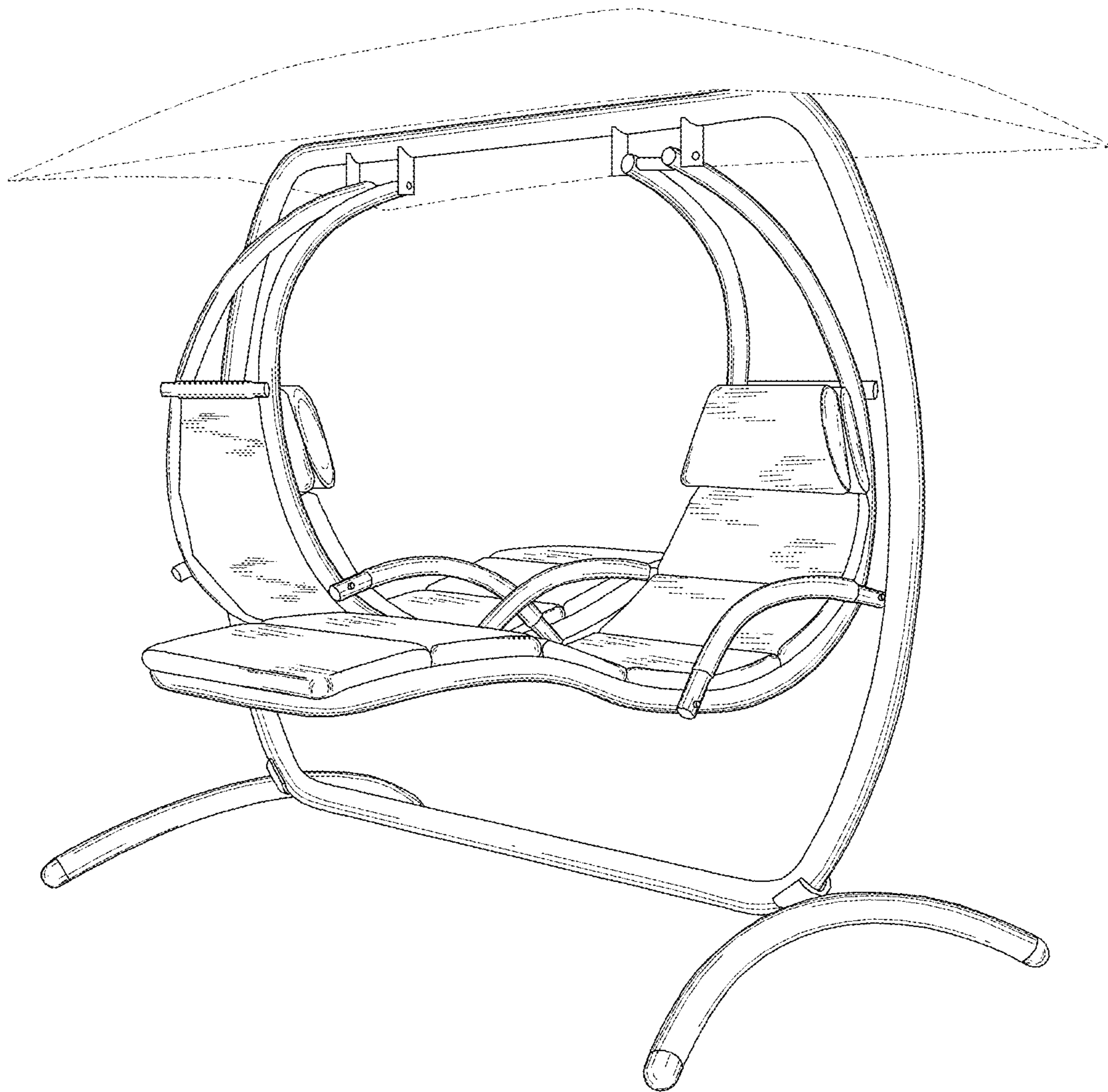


FIG. 9