



US00D799836S

(12) **United States Design Patent** (10) **Patent No.:** **US D799,836 S**
Bauernfeind et al. (45) **Date of Patent:** **** Oct. 17, 2017**

(54) **TOOTHBRUSH**

(71) Applicant: **The Gillette Company LLC**, Boston, MA (US)

(72) Inventors: **Siegfried Bauernfeind**, Frankfurt (DE); **Fiona Harrington**, Bad Soden (DE); **Kathrin Koch**, Schwalbach (DE); **Franziska Schmid**, Frankfurt (DE); **Aycan Senturk**, Frankfurt (DE); **Armin Tschol**, Kronberg (DE); **Tilman Winkler**, Kronberg (DE); **Rebecca Bei Zhang**, Beijing (CN)

(73) Assignee: **THE GILLETTE COMPANY LLC**, Boston, MA (US)

(**) Term: **15 Years**

(21) Appl. No.: **29/566,644**

(22) Filed: **Jun. 1, 2016**

(51) **LOC (10) Cl.** **04-02**

(52) **U.S. Cl.**
USPC **D4/104**

(58) **Field of Classification Search**
USPC D4/104, 105, 106, 110, 130, 132, 134, D4/136, 137, 138, 139, 108
(Continued)

(56) **References Cited**

U.S. PATENT DOCUMENTS

D301,397 S * 6/1989 Lacher D4/104
D335,579 S * 5/1993 Chuang D4/105
(Continued)

FOREIGN PATENT DOCUMENTS

CN 302764844 * 3/2014
CN 303555857 * 1/2016
(Continued)

Primary Examiner — Karen E Eldridge Powers

(57) **CLAIM**

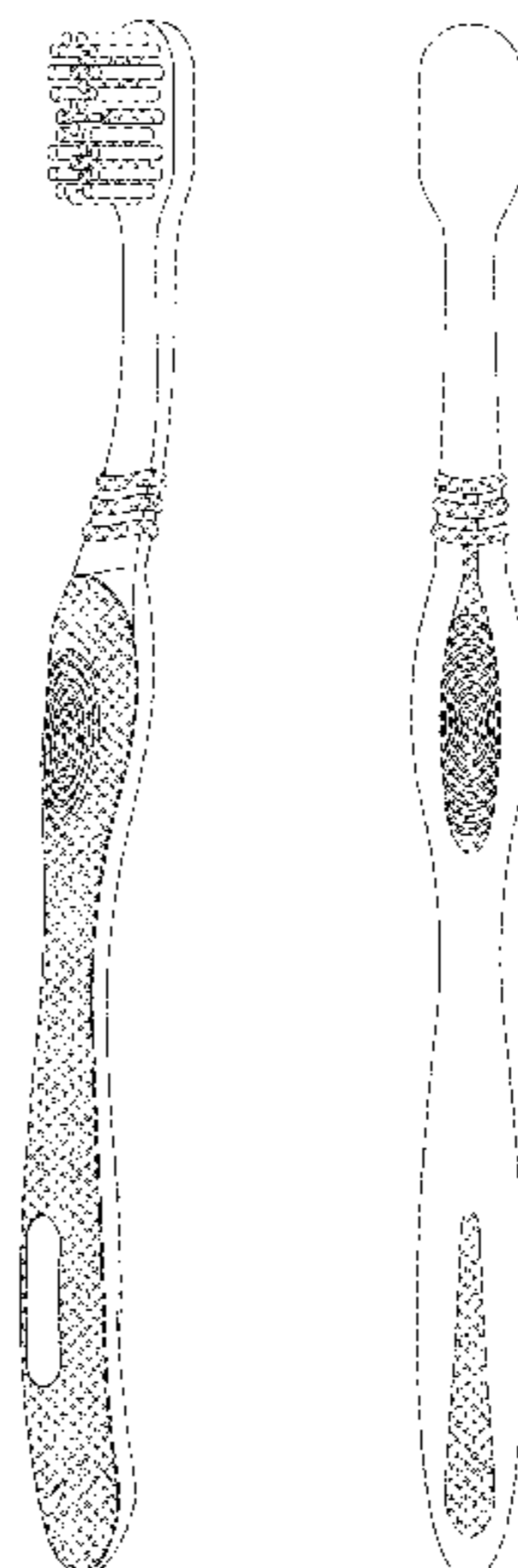
The ornamental design for a toothbrush, as shown and described.

DESCRIPTION

The present application file contains at least one drawing executed in color. Copies of this patent or patent application publication with color drawing(s) will be provided by the Office upon request and payment of the necessary fee.

FIG. 1 is a perspective view of a toothbrush;
FIG. 2 is a front plan view thereof;
FIG. 3 is a right side elevation view thereof;
FIG. 4 is a rear plan view thereof;
FIG. 5 is a left side elevation view thereof;
FIG. 6 is a top plan view thereof;
FIG. 7 is a bottom plan view thereof.
FIG. 8 is a perspective view of a toothbrush;
FIG. 9 is a front plan view thereof;
FIG. 10 is a right elevation side view thereof;
FIG. 11 is a rear plan view thereof;
FIG. 12 is a left side elevation view thereof;
FIG. 13 is a top plan view thereof;
FIG. 14 is a bottom plan view thereof.
FIG. 15 is a perspective view of a toothbrush;
FIG. 16 is a front plan view thereof;
FIG. 17 is a right side elevation view thereof;
FIG. 18 is a rear plan view thereof;
FIG. 19 is a left side elevation view thereof;
FIG. 20 is a top plan view thereof;
FIG. 21 is a bottom plan view thereof.
FIG. 22 is a perspective view of a toothbrush;
FIG. 23 is a front plan view thereof;
FIG. 24 is a right side elevation view thereof;
FIG. 25 is a rear plan view thereof;
FIG. 26 is a left side elevation view thereof;
FIG. 27 is a top plan view thereof; and,
FIG. 28 is a bottom plan view thereof.
The stippling in FIGS. 1-7 represents a contrast in color.

1 Claim, 8 Drawing Sheets
(6 of 8 Drawing Sheet(s) Filed in Color)



(58) **Field of Classification Search**
 CPC A46B 2200/1006; A46B 2200/108; A46B
 5/02; A46B 5/021; A46B 9/02; A46B
 9/04; A46B 7/02
 See application file for complete search history.

D646,063 S * 10/2011 Ballmaier D4/104
 D666,005 S * 8/2012 Winkler D4/104
 D686,416 S * 7/2013 Xi D4/104
 D689,287 S * 9/2013 Winkler D4/104
 8,726,448 B2 * 5/2014 Kato A46D 1/0238
 15/167.1
 D768,995 S * 10/2016 Xi D4/104
 D768,996 S * 10/2016 Xi D4/104
 D776,936 S * 1/2017 Fretwell D4/104
 2011/0219558 A1 * 9/2011 Vitt A46B 3/22
 15/167.1

(56) **References Cited**
 U.S. PATENT DOCUMENTS

D407,560 S * 4/1999 Huang D4/104
 D419,773 S * 2/2000 Beals D4/104
 D436,733 S * 1/2001 Klein D4/104
 D457,728 S * 5/2002 Blaustein D4/104
 D514,322 S * 2/2006 Moskovich D4/104
 D514,815 S * 2/2006 Moskovich D4/104
 D526,789 S * 8/2006 Wong D4/106
 D527,907 S * 9/2006 Kling D4/104
 D531,412 S * 11/2006 Wong D4/104
 D621,160 S * 8/2010 Ballmaier D4/104
 D621,621 S * 8/2010 Winkler D4/104
 D635,775 S * 4/2011 Kalbfeld D4/104

FOREIGN PATENT DOCUMENTS

TR 089877-0004 * 6/2016
 TR 089877-0006 * 6/2016
 TR 089877-0007 * 6/2016
 TR 089877-0008 * 6/2016
 TR 089878-0004 * 6/2016
 WO WO D080938-001 * 10/2013
 WO WO D086807-024 * 11/2015

* cited by examiner

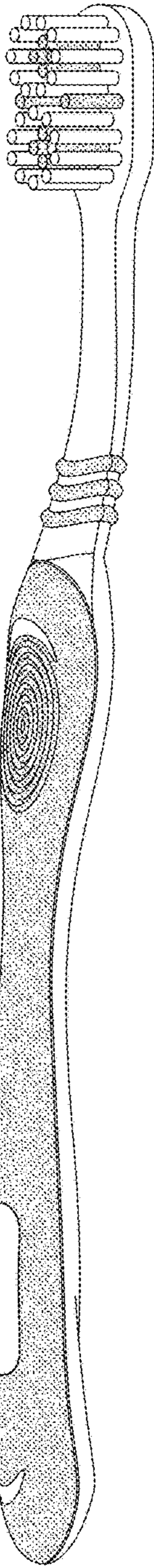


FIG. 1



FIG. 2

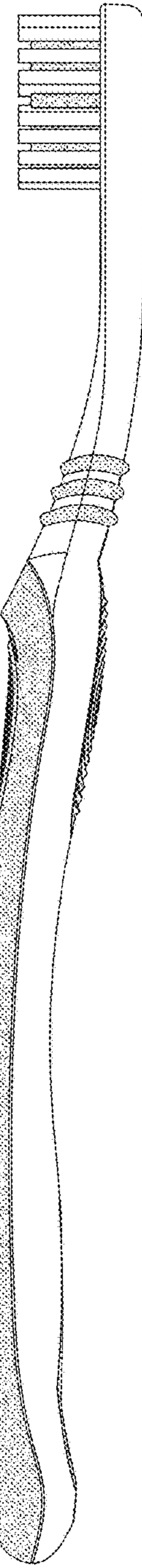


FIG. 3

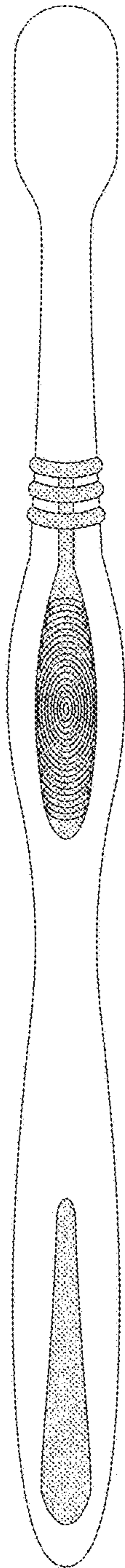


FIG. 4

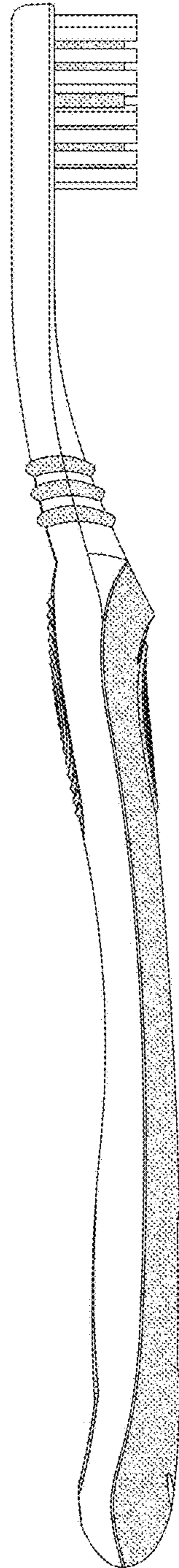


FIG. 5

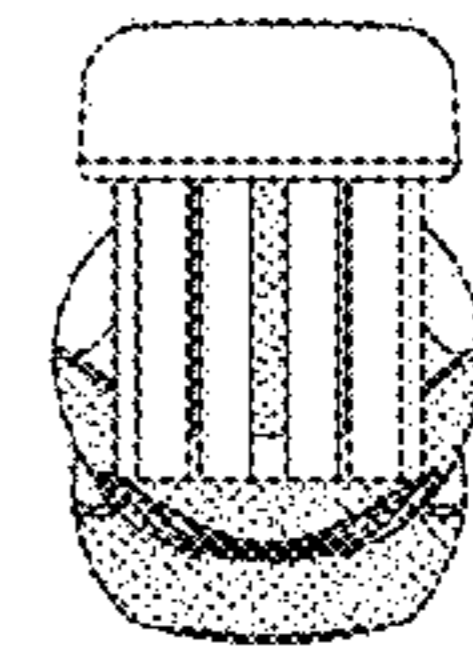


FIG. 6

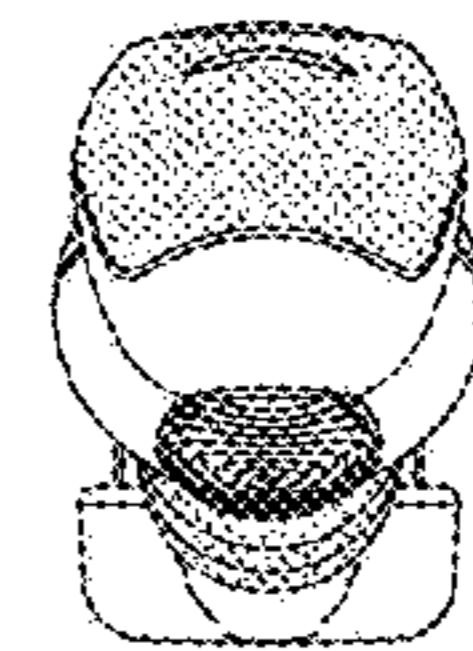


FIG. 7

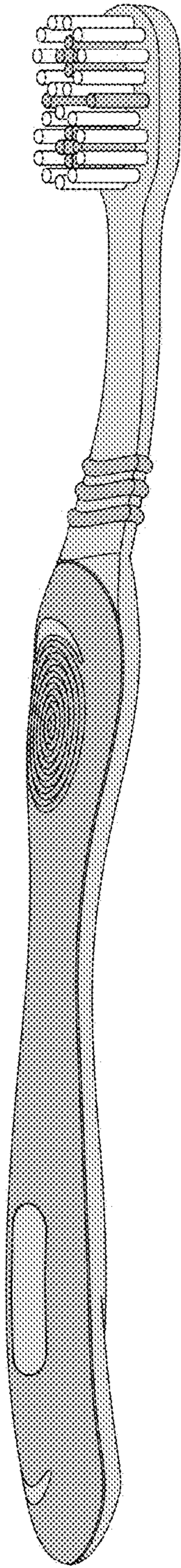


FIG. 8

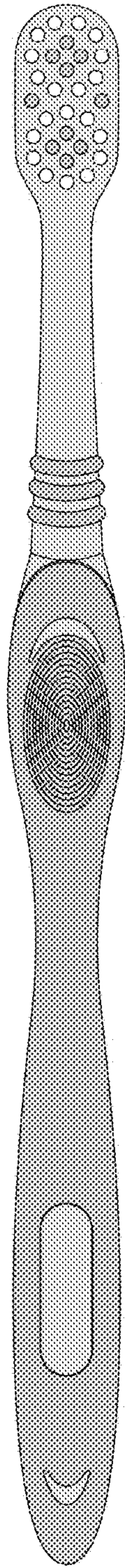


FIG. 9

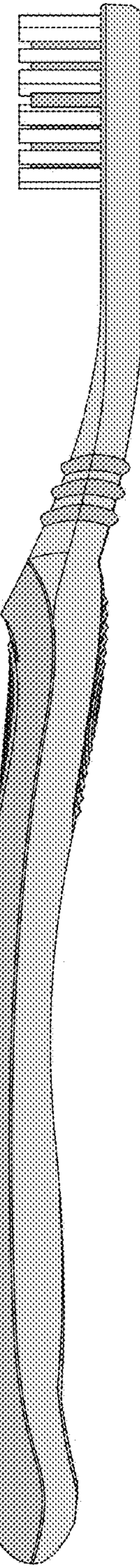


FIG. 10

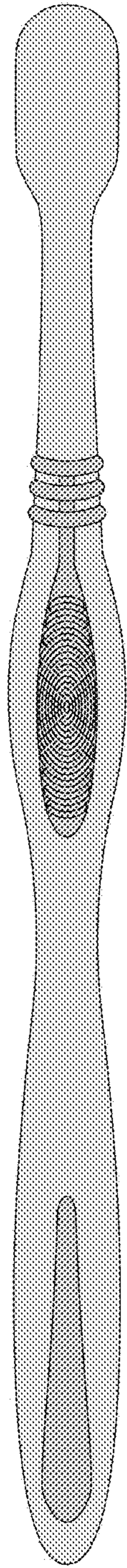


FIG. 11

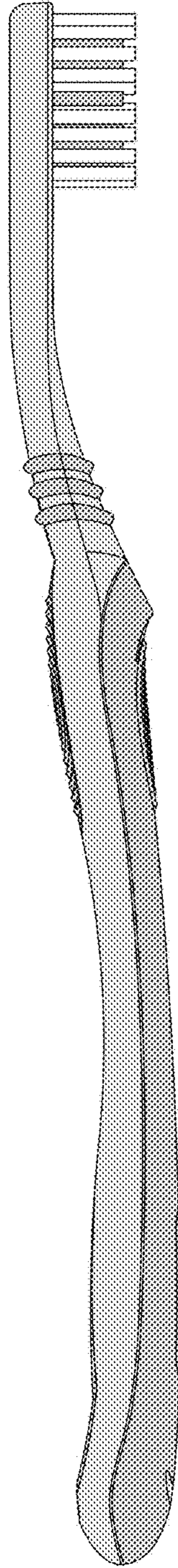


FIG. 12

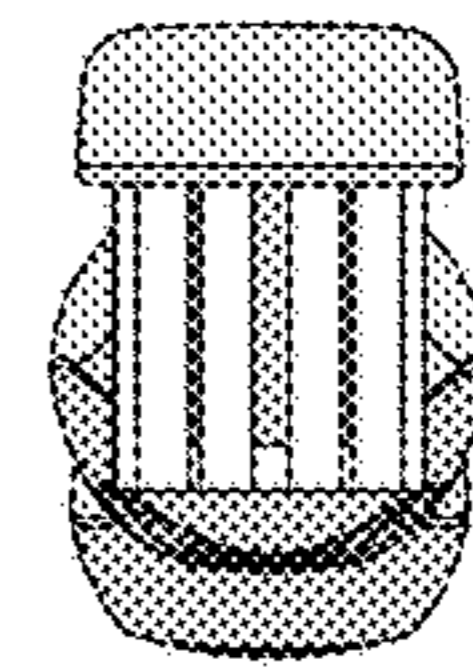


FIG. 13

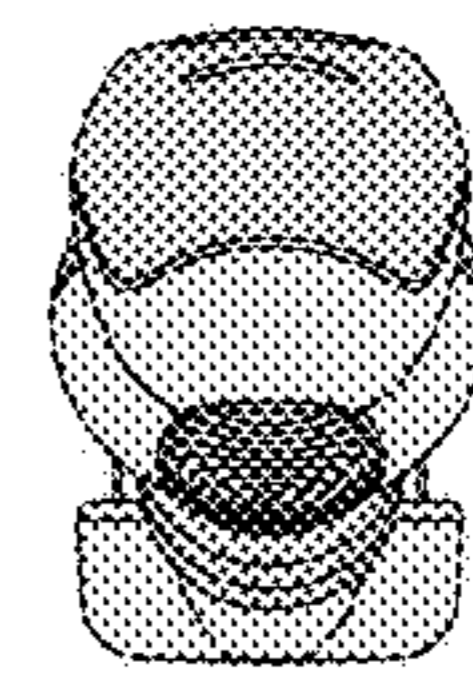


FIG. 14

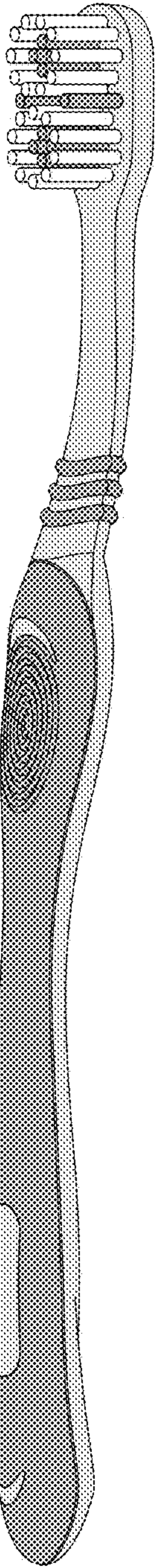


FIG. 15




FIG. 16

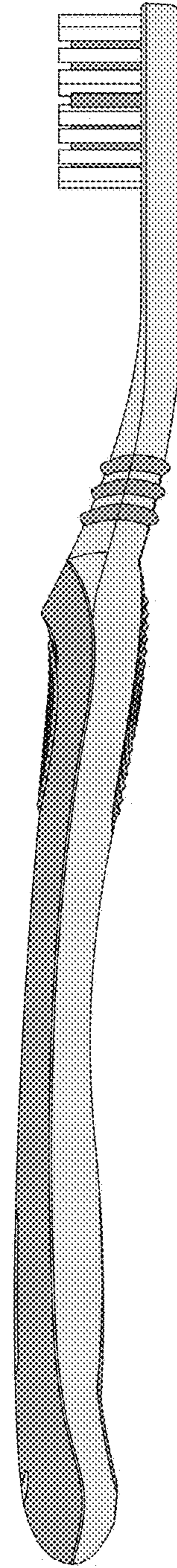


FIG. 17

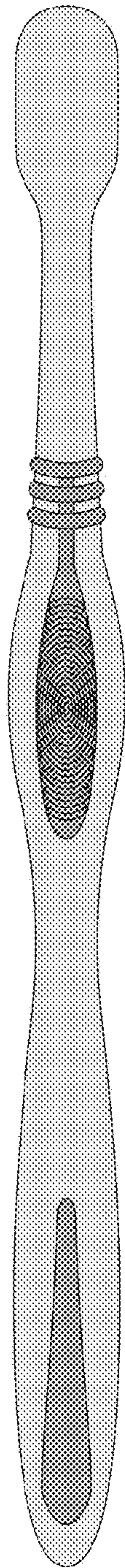


FIG. 18

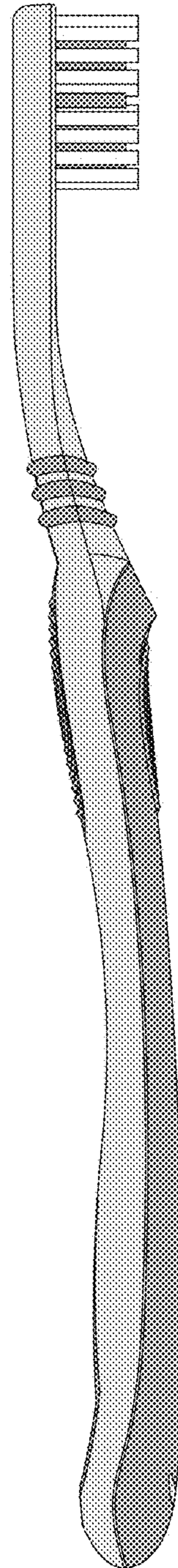


FIG. 19

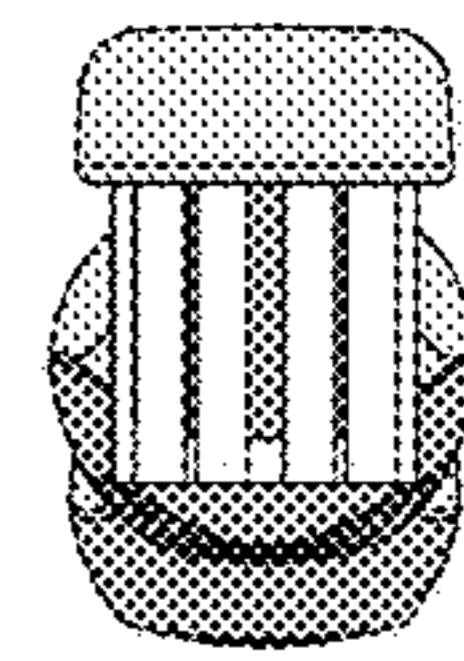


FIG. 20

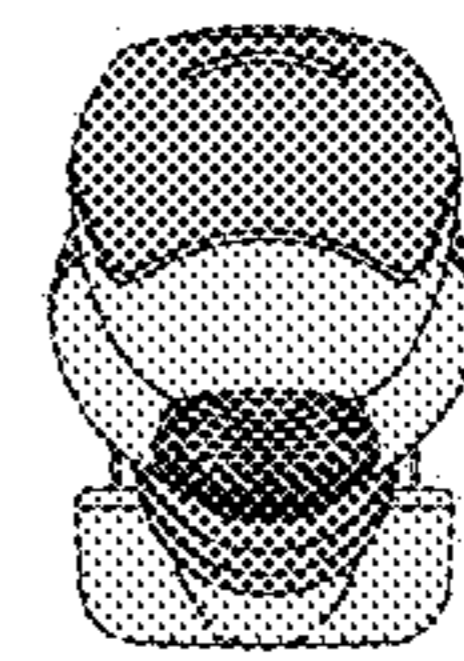


FIG. 21

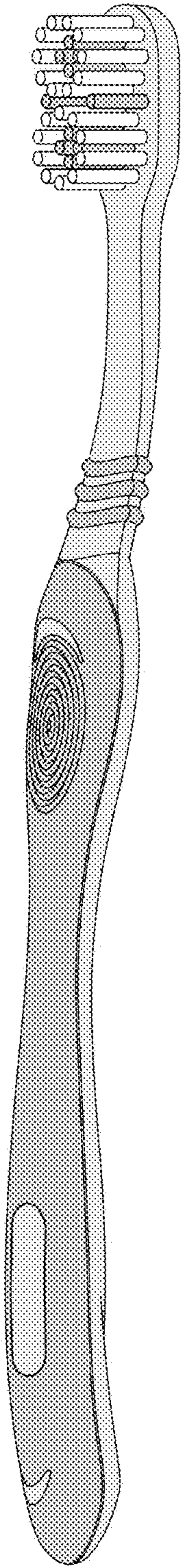


FIG. 22

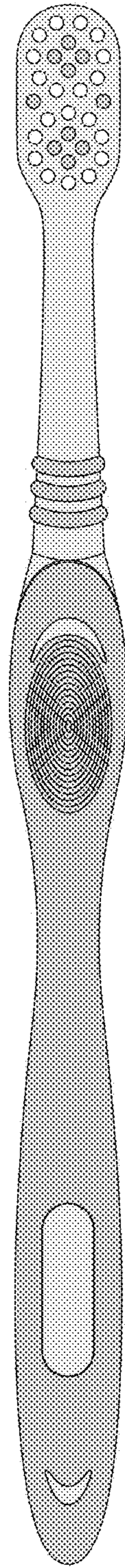


FIG. 23

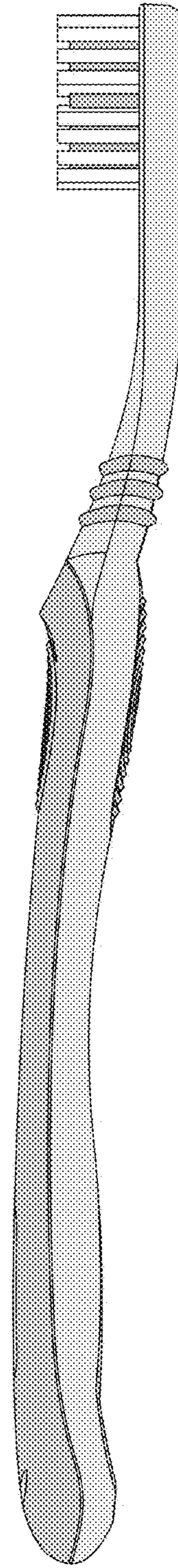


FIG. 24

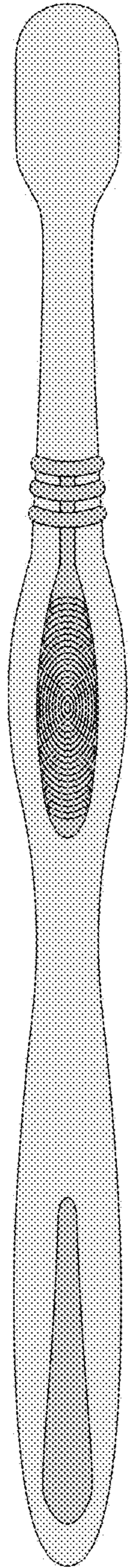


FIG. 25

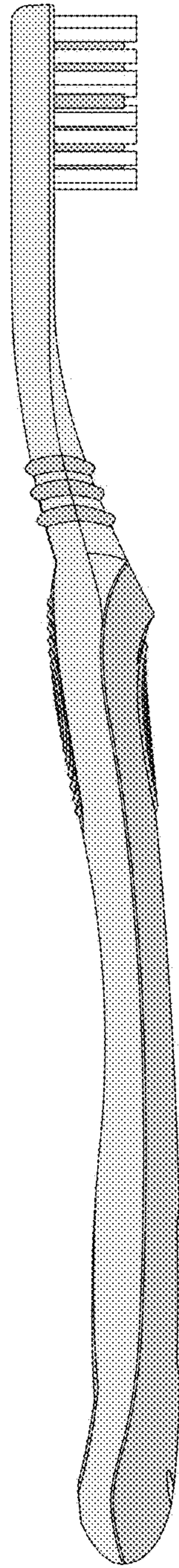


FIG. 26

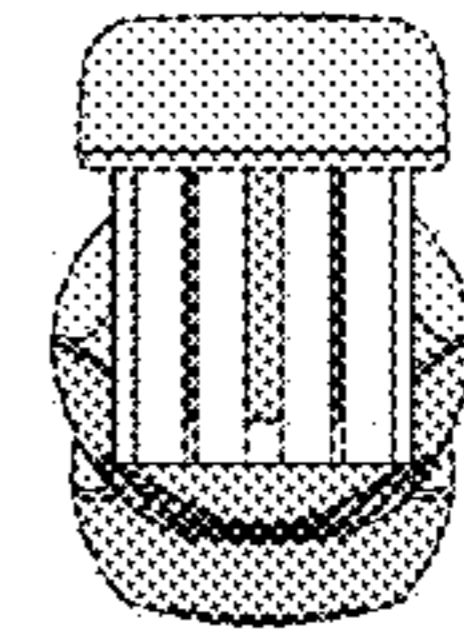


FIG. 27

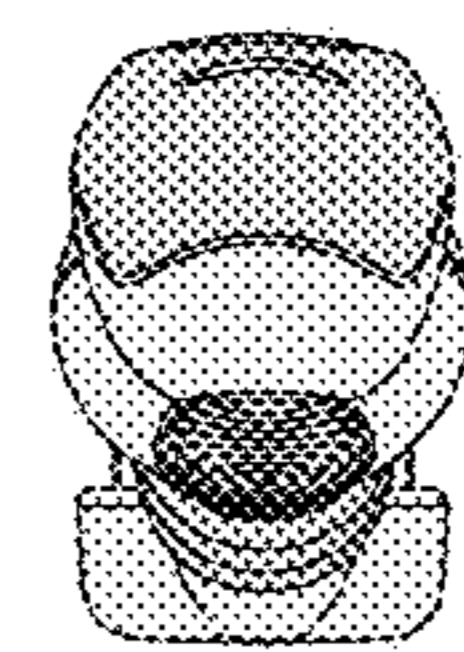


FIG. 28