



US00D799820S

(12) **United States Design Patent** (10) **Patent No.:** **US D799,820 S**
Guyon et al. (45) **Date of Patent:** **** Oct. 17, 2017**

(54) **HANDBAG**
(71) Applicant: **S.A.S. JEAN CASSEGRAIN**, Paris (FR)
(72) Inventors: **Isebellé Guyon**, Paris (FR); **Sophie Delafontaine**, Versailles (FR); **Philippe Cassegrain**, Paris (FR)
(73) Assignee: **S.A.S. Jean Cassegrain**, Paris (FR)
(**) Term: **15 Years**
(21) Appl. No.: **29/566,904**
(22) Filed: **Jun. 3, 2016**
(30) **Foreign Application Priority Data**
Jan. 7, 2016 (EP) 002937045
(51) **LOC (10) Cl.** **03-01**
(52) **U.S. Cl.**
USPC **D3/245**
(58) **Field of Classification Search**
USPC D3/232-233, 240-243, 245-246
CPC A45C 1/024; A45C 3/06
See application file for complete search history.
(56) **References Cited**
U.S. PATENT DOCUMENTS
D452,074 S 12/2001 Guyon
D461,633 S 8/2002 Guyon
D489,892 S 5/2004 Cassegrain
D489,896 S 5/2004 Cassegrain
D501,600 S 2/2005 Guyon
D545,566 S 7/2007 Guyon
D546,058 S 7/2007 Guyon
D547,060 S 7/2007 Delafontaine
D570,110 S 6/2008 Guyon et al.
D570,111 S 6/2008 Guyon et al.
D593,320 S 6/2009 Guyon et al.
D594,654 S 6/2009 Guyon et al.

D594,655 S 6/2009 Guyon et al.
D609,905 S 2/2010 Guyon et al.
D609,906 S 2/2010 Guyon et al.
D609,907 S 2/2010 Guyon et al.
D613,058 S 4/2010 Guyon et al.
D626,332 S 11/2010 Guyon et al.
D658,873 S 5/2012 Guyon et al.
D670,907 S 11/2012 Guyon et al.
D683,958 S 6/2013 Guyon et al.
D696,861 S 1/2014 Guyon et al.
D698,146 S * 1/2014 Deneve D3/245
D710,092 S * 8/2014 Boutet D3/232
D717,540 S * 11/2014 Venturini Fendi D3/232
D721,889 S * 2/2015 Simons D3/245
D756,113 S * 5/2016 Slimane D3/232

(Continued)

OTHER PUBLICATIONS

Book Collection, Urbannature, Automne, LongChamp, Paris, 2016, pp. 1-15, 20-32 and 36-40.

Primary Examiner — Holly H Baynham
(74) *Attorney, Agent, or Firm* — Gottlieb, Rackman & Reisman P.C.

(57) **CLAIM**

The ornamental design for a handbag, as shown and described.

DESCRIPTION

FIG. 1 is a perspective view of the handbag showing our new design;
FIG. 2 is a front elevational view thereof; the rear elevational view being a mirror image;
FIG. 3 is a right side elevational view thereof;
FIG. 4 is the left side elevational view thereof;
FIG. 5 is a top plan view thereof; and,
FIG. 6 is a bottom plan view thereof.
The stitching shown in FIGS. 1-6 is a part of the claimed design.

1 Claim, 6 Drawing Sheets



(56)

References Cited

U.S. PATENT DOCUMENTS

D761,018 S	*	7/2016	Gamble	D3/245
D767,882 S	*	10/2016	Javits, Jr.	D3/232
D767,887 S	*	10/2016	Kim	D3/245
D772,566 S	*	11/2016	Slimane	D3/245
D773,177 S	*	12/2016	Abel	D3/232

* cited by examiner



FIG. 1



FIG. 2



FIG. 3



FIG. 4




FIG. 5




FIG. 6

UNITED STATES PATENT AND TRADEMARK OFFICE
CERTIFICATE OF CORRECTION

PATENT NO. : D799,820 S
APPLICATION NO. : 29/566904
DATED : October 17, 2017
INVENTOR(S) : Isebelle Guyon, Sophie Delafontaine and Philippe Cassegrain

Page 1 of 1

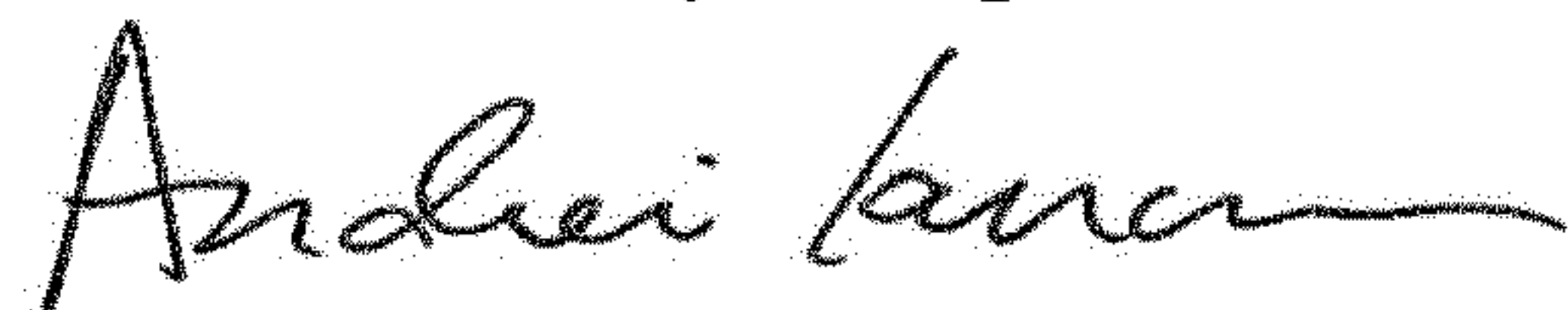
It is certified that error appears in the above-identified patent and that said Letters Patent is hereby corrected as shown below:

On the Title Page

Item (72) should read:

Inventors: Isabelle Guyon, Paris (FR); Sophie Delafontaine, Versailles (FR); Philippe Cassegrain,
Paris (FR)

Signed and Sealed this
Second Day of April, 2019



Andrei Iancu
Director of the United States Patent and Trademark Office