



US00D799803S

(12) **United States Design Patent**
Nethongkome

(10) **Patent No.:** **US D799,803 S**

(45) **Date of Patent:** **** Oct. 17, 2017**

- (54) **SHOE OUTSOLE**
- (71) Applicant: **NIKE, Inc.**, Beaverton, OR (US)
- (72) Inventor: **Benjamin Nethongkome**, Beaverton, OR (US)
- (73) Assignee: **NIKE, Inc.**, Beaverton, OR (US)
- (**) Term: **15 Years**
- (21) Appl. No.: **29/565,035**
- (22) Filed: **May 17, 2016**
- (51) **LOC (10) Cl.** **02-04**
- (52) **U.S. Cl.**
USPC **D2/953; D2/951; D2/957; D2/959; D2/960**
- (58) **Field of Classification Search**
USPC D2/902, 906, 908, 916, 918, 925, D2/946-962, 977; 36/3 B, 22 R, 24.5, 36/25 R, 28, 32 R, 34 R, 59 C, 67 A, 103
CPC A43B 13/00; A43B 13/02; A43B 13/023; A43B 13/026; A43B 13/04; A43B 13/08; A43B 13/10; A43B 13/12; A43B 13/14; A43B 13/141; A43B 13/143; A43B 13/16; A43B 13/18; A43B 13/181; A43B 13/187; A43B 13/189; A43B 13/20; A43B 13/22; A43B 13/223; A43B 13/24; A43B 13/28; A43B 13/30; A43B 13/32; A43B 13/34; A43B 13/36
See application file for complete search history.

- (56) **References Cited**
U.S. PATENT DOCUMENTS
354,693 A * 12/1886 Dick A43B 17/006 36/3 B
D117,831 S * 11/1939 Johnson 36/32 R
D281,462 S * 11/1985 Pope D2/953
D307,212 S * 4/1990 Aveni D2/953

- D307,817 S * 5/1990 Schneider D2/959
- D313,114 S * 12/1990 Aveni D2/953
- D327,165 S * 6/1992 Hatfield D2/953
- D333,555 S * 3/1993 Hatfield D2/953
- D334,655 S * 4/1993 McDonald D2/953
- 5,203,792 A * 4/1993 Kaiser A43B 9/00 12/142 C
- D339,464 S * 9/1993 Teague D2/953
- D366,354 S * 1/1996 Yoshikawa D2/947
- D390,690 S * 2/1998 Murai D2/953
- D394,946 S * 6/1998 Gaudio D2/960
- D395,343 S * 6/1998 Lozano D2/960
- D400,347 S * 11/1998 Gaudio D2/960
- D402,451 S * 12/1998 Wunsch D2/959
- D408,972 S * 5/1999 Greenberg D2/951


(Continued)

Primary Examiner — T. Chase Nelson
(74) *Attorney, Agent, or Firm* — Shook, Hardy & Bacon L.L.P.

(57) **CLAIM**
The ornamental design for a shoe outsole, as shown and described.

DESCRIPTION
FIG. 1 is a bottom photographic view of a shoe outsole showing the present design;
FIG. 2 is a bottom, lateral-side perspective, photographic view thereof;
FIG. 3 is a bottom, medial-side perspective view thereof; and,
FIG. 4 is a bottom, front perspective view thereof.
The even broken lines shown in the drawings are directed to environment, are for informational purposes only, and form no part of the claimed design.
The long and short broken lines are boundary lines, which define bounds of the claimed design. These boundaries do not exist in reality in the article embodying the design. It is understood that the claimed design extends to these boundaries but does not include the boundaries.

1 Claim, 4 Drawing Sheets



(56)

References Cited

U.S. PATENT DOCUMENTS

D412,394	S *	8/1999	Loveder	D2/951
D412,779	S *	8/1999	James	D2/951
D432,763	S *	10/2000	Smith, III	D2/947
D446,916	S *	8/2001	Cockrell	D2/947
D478,412	S *	8/2003	Adams	D2/956
D488,916	S *	4/2004	McClaskie	D2/957
D524,018	S *	7/2006	Deas	D2/947
D585,187	S *	1/2009	Jarvis	D2/951
D590,586	S *	4/2009	Harlow	D2/951
D607,191	S *	1/2010	McClaskie	D2/951
D613,041	S *	4/2010	Thompson	D2/902
D621,143	S *	8/2010	Lamont	D2/951
D638,616	S *	5/2011	Gibson	D2/951
D666,391	S *	9/2012	Van Zyll De Jong	D2/951
D676,224	S *	2/2013	Marshall	D2/951
8,863,412	B2 *	10/2014	Dekovic	A43B 13/141 36/103
D728,911	S *	5/2015	Spring	D2/951
D747,860	S *	1/2016	de Costa Pereira Machado	D2/951
D762,359	S *	8/2016	Slimane	D2/925
D765,364	S *	9/2016	Chang	D2/947
D769,593	S *	10/2016	Chang	D2/951
D777,414	S *	1/2017	Truelsen	D2/960
D779,174	S *	2/2017	de Montgolfier	D2/947
9,629,415	B2 *	4/2017	Cortez	A43B 13/181
D785,303	S *	5/2017	Carboy	D2/951
2009/0188132	A1 *	7/2009	Fujikawa	A43B 13/223 36/103
2013/0118036	A1 *	5/2013	Gibson	A43B 13/223 36/103
2015/0089841	A1 *	4/2015	Smaldone	A43B 5/00 36/103

* cited by examiner



FIG. 1




FIG. 2




FIG. 3




FIG. 4