



US00D799800S

(12) **United States Design Patent** (10) **Patent No.:** **US D799,800 S**
Engel (45) **Date of Patent:** **** Oct. 17, 2017**

- (54) **SHOE MIDSOLE**
- (71) Applicant: **Converse, Inc.**, Boston, MA (US)
- (72) Inventor: **Gavin Engel**, Boston, MA (US)
- (73) Assignee: **Converse Inc.**, Boston, MA (US)
- (**) Term: **15 Years**
- (21) Appl. No.: **29/545,668**
- (22) Filed: **Nov. 14, 2015**
- (51) **LOC (10) Cl.** **02-04**
- (52) **U.S. Cl.**
USPC **D2/947**
- (58) **Field of Classification Search**
USPC D2/902, 906, 908, 916, 918, 925,
D2/946-962, 977; 36/3 B, 22 R, 24.5,
36/25 R, 28, 32 R, 34 R, 59 C, 67 A, 103
CPC A43B 13/00; A43B 13/02; A43B 13/023;
A43B 13/026; A43B 13/04; A43B 13/08;
A43B 13/10; A43B 13/12; A43B 13/14;
A43B 13/141; A43B 13/143; A43B
13/16; A43B 13/18; A43B 13/181; A43B
13/187; A43B 13/189; A43B 13/20; A43B
13/22; A43B 13/223; A43B 13/24; A43B
13/28; A43B 13/30; A43B 13/32; A43B
13/34; A43B 13/36
See application file for complete search history.

(56) **References Cited**
U.S. PATENT DOCUMENTS

D255,171 S *	6/1980	Bowers	D2/908
4,541,186 A *	9/1985	Mulvihill	A43B 5/00 36/114
D291,944 S *	9/1987	Tong	D2/955
D297,682 S *	9/1988	Le	D2/954
D303,867 S *	10/1989	Argyropoulos	D2/902
D421,830 S *	3/2000	Rohrbach	D2/947

D422,400 S *	4/2000	Brady	D2/902
D594,187 S *	6/2009	Hickman	D2/907
D611,240 S *	3/2010	Choi	D2/902
D613,041 S *	4/2010	Thompson	D2/902
D618,452 S *	6/2010	Dean	D2/946
D620,694 S *	8/2010	McCarthy	D2/977
D659,360 S *	5/2012	Jolicoeur	D2/951
D683,526 S *	6/2013	Day, Jr.	D2/902
D686,805 S *	7/2013	Day, Jr.	D2/902
D719,726 S *	12/2014	Amphyon	D2/951
D736,506 S *	8/2015	Kasprzak	D2/947
D738,600 S *	9/2015	Vasyli	D2/947
D739,128 S *	9/2015	Vasyli	D2/947
D758,057 S *	6/2016	Zlatanovski	D2/947
D762,359 S *	8/2016	Slimane	D2/925
9,402,442 B2 *	8/2016	Rapf	A43B 13/26
D781,542 S *	3/2017	McGhee	D2/947
D782,791 S *	4/2017	Silverstein	D2/947
2005/0268487 A1 *	12/2005	Ellis	A43B 3/0005 36/25 R
2006/0277795 A1 *	12/2006	Baier	A43B 13/12 36/30 R

(Continued)

Primary Examiner — T. Chase Nelson
(74) *Attorney, Agent, or Firm* — Banner & Witcoff, Ltd.

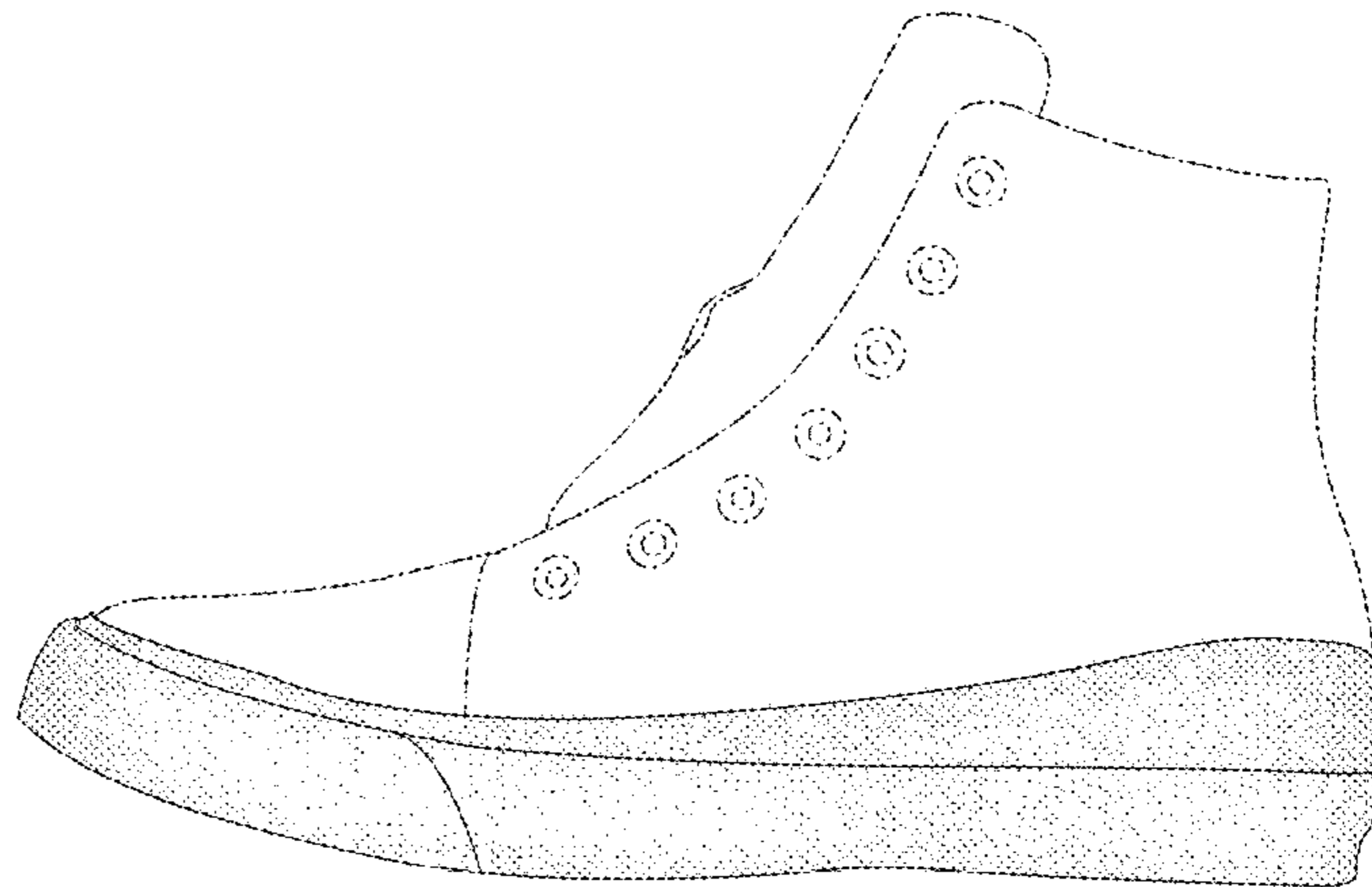

(57) **CLAIM**

The ornamental design for a shoe midsole, as shown and described.

DESCRIPTION

FIG. 1 is a front perspective view of a shoe midsole showing my new design;
FIG. 2 is a side view thereof;
FIG. 3 is a rear perspective view thereof;
FIG. 4 is a second front perspective view thereof;
FIG. 5 is a second side view thereof; and,
FIG. 6 is a second rear perspective view thereof.
The broken lines showing the remainder of the shoe are for environmental purposes only and form no part of the claimed design.

1 Claim, 6 Drawing Sheets



(56)

References Cited

U.S. PATENT DOCUMENTS

2014/0290099 A1 * 10/2014 Corbett A43B 5/005
36/103

* cited by examiner

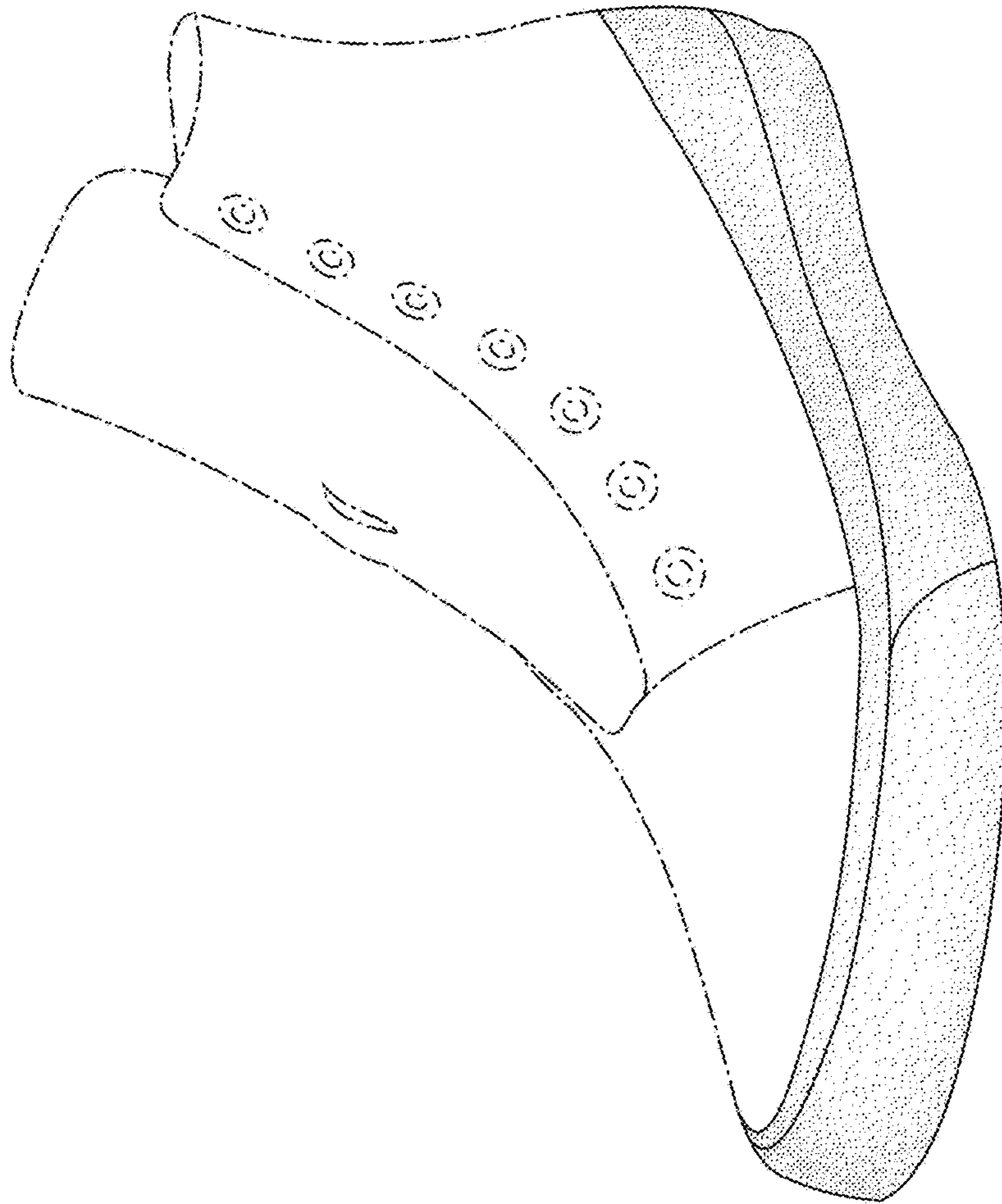


FIG. 1

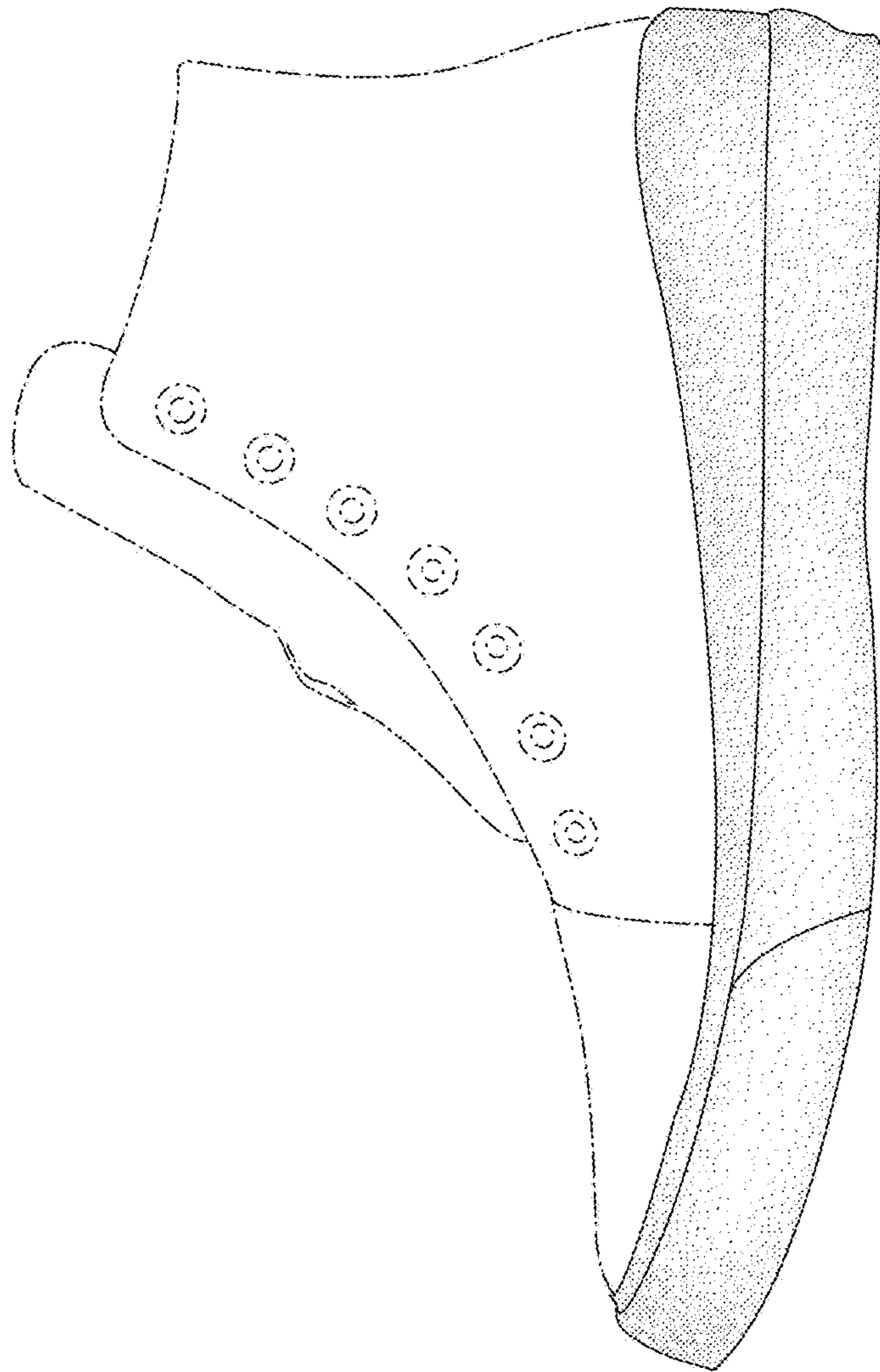


FIG. 2

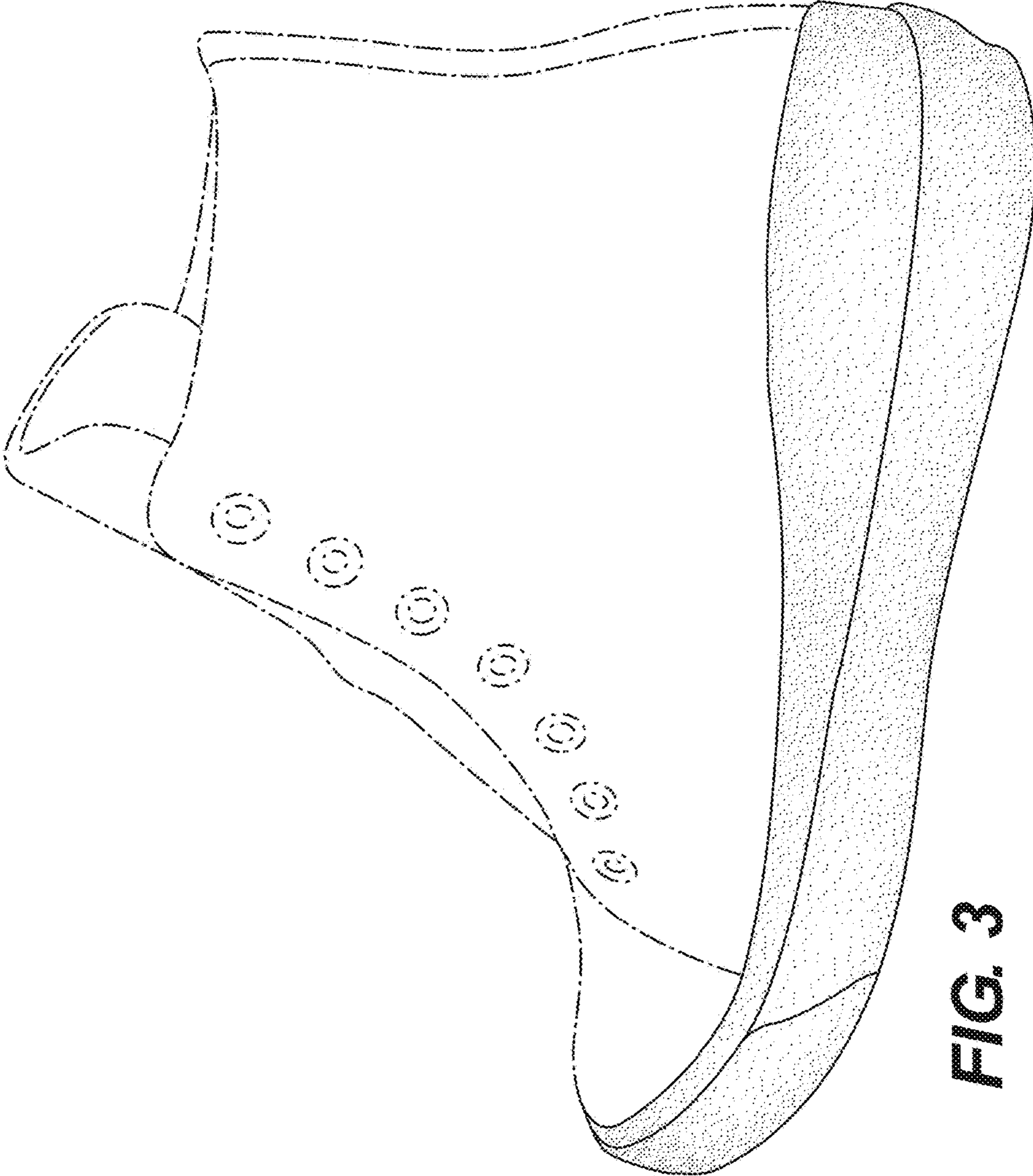


FIG. 3

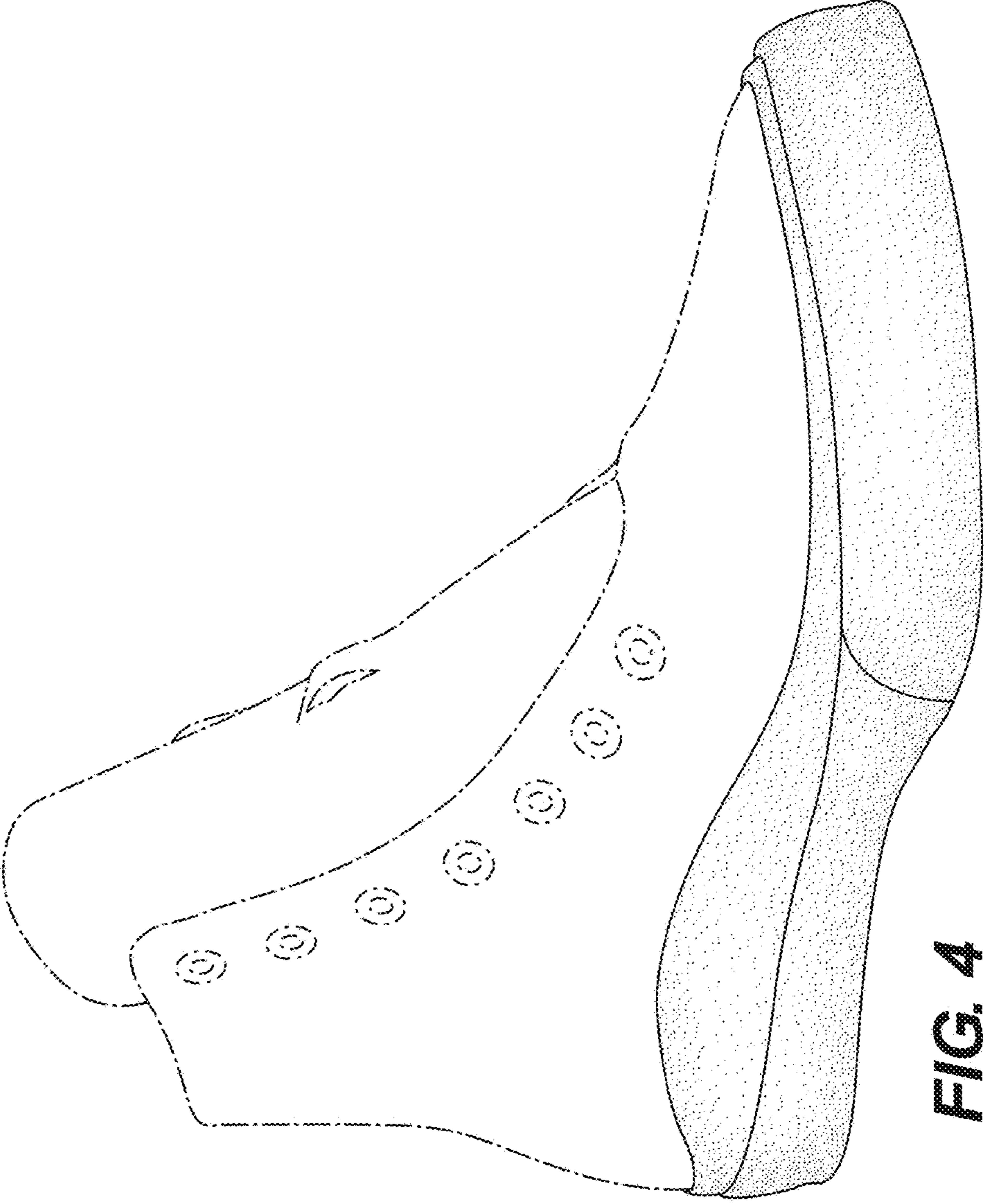


FIG. 4

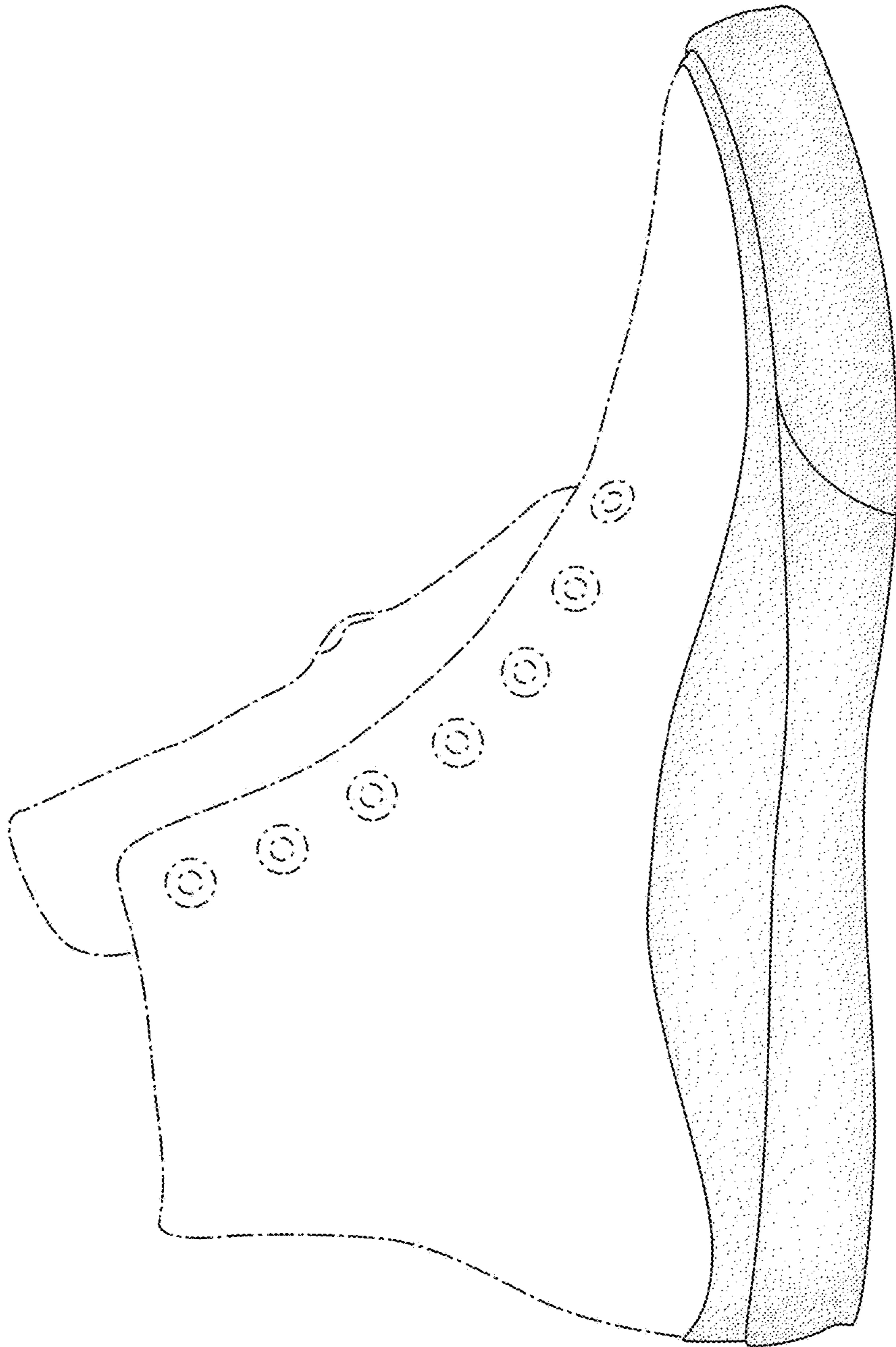


FIG. 5

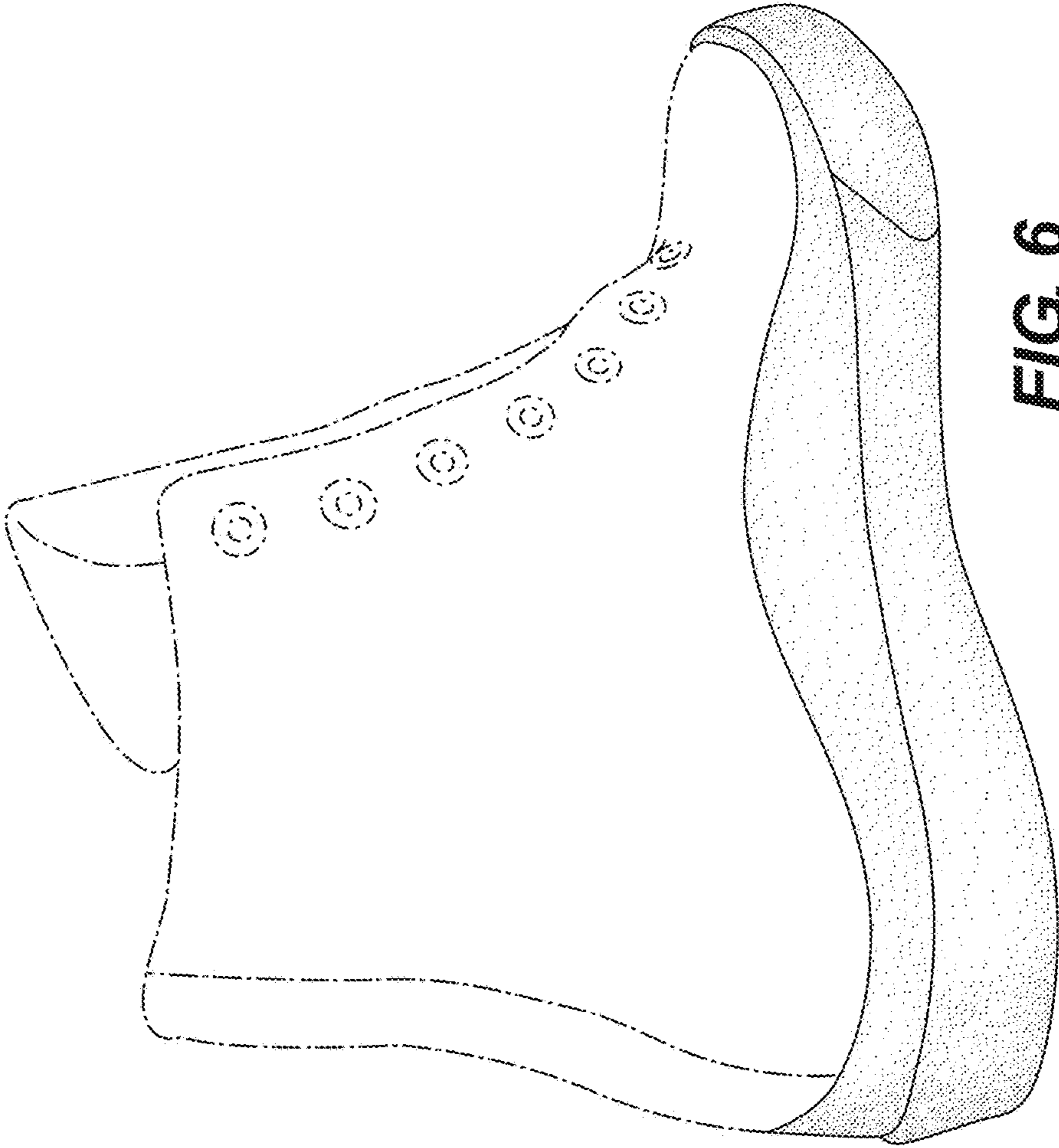


FIG. 6