



US00D799799S

(12) **United States Design Patent**  
**Knoll**

(10) **Patent No.:** **US D799,799 S**

(45) **Date of Patent:** **\*\* Oct. 17, 2017**

(54) **INTERNAL FOOT SHELL FOR A SKATE**

(56) **References Cited**

(71) Applicant: **Matthias Knoll**, Bindlach (DE)

U.S. PATENT DOCUMENTS

(72) Inventor: **Matthias Knoll**, Bindlach (DE)

4,385,456	A *	5/1983	Livernois .....	A43B 3/0047
				36/115
D375,829	S *	11/1996	Schaper .....	D2/904
D376,185	S *	12/1996	Berndorfer .....	D2/904
D377,510	S *	1/1997	Berndorfer .....	D2/904
D379,258	S *	5/1997	Cheng .....	D2/904
D382,932	S *	8/1997	Chou .....	D2/904
D405,591	S *	2/1999	Kan .....	D2/946
D410,516	S *	6/1999	Hyser .....	D21/772
D423,619	S *	4/2000	Graf .....	D21/762
D450,424	S *	11/2001	Sirvain .....	D2/904
6,460,274	B1 *	10/2002	Mateu .....	A43B 5/0401
				36/115
D526,474	S *	8/2006	Labonte .....	D2/904
D533,246	S *	12/2006	Koyess .....	D21/771
D542,520	S *	5/2007	Labonte .....	D2/904
D654,667	S *	2/2012	Jennings .....	D2/906
D722,752	S *	2/2015	Svensson .....	D2/951

(73) Assignee: **POWERSLIDE GmbH**, Bindlach (DE)

(\*\*) Term: **15 Years**

(21) Appl. No.: **29/531,016**

(22) Filed: **Jun. 22, 2015**

(30) **Foreign Application Priority Data**

Jan. 28, 2015 (EM) ..... 002622324-0002

(51) **LOC (10) Cl.** ..... **02-04**

(52) **U.S. Cl.**  
USPC ..... **D2/904**

(58) **Field of Classification Search**  
USPC ..... D2/896, 902, 904, 905, 909, 910, 946,  
D2/947, 961, 968, 970  
CPC .... A43B 1/00; A43B 1/14; A43B 3/00; A43B  
3/02; A43B 3/04; A43B 5/00; A43B  
5/002; A43B 5/003; A43B 5/006; A43B  
5/04; A43B 5/0401; A43B 5/0405; A43B  
5/0407; A43B 5/0409; A43B 5/0411;  
A43B 5/0415; A43B 5/0421; A43B  
5/0423; A43B 5/0427; A43B 5/0435;  
A43B 5/0441; A43B 5/045; A43B  
5/0468; A43B 5/047; A43B 5/0486; A43B  
5/0488; A43B 5/16; A43B 5/1608; A43B  
5/1616; A43B 5/1625; A43B 5/1666;  
A43B 5/1675; A43B 7/14; A43B 7/18;  
A43B 7/19; A43B 7/20; A43B 7/32;  
A43B 17/00; A43B 17/003; A43B 19/00

See application file for complete search history.

\* cited by examiner

*Primary Examiner* — Elizabeth J Oswecki

(74) *Attorney, Agent, or Firm* — Law Offices of Steven  
W. Weinrieb

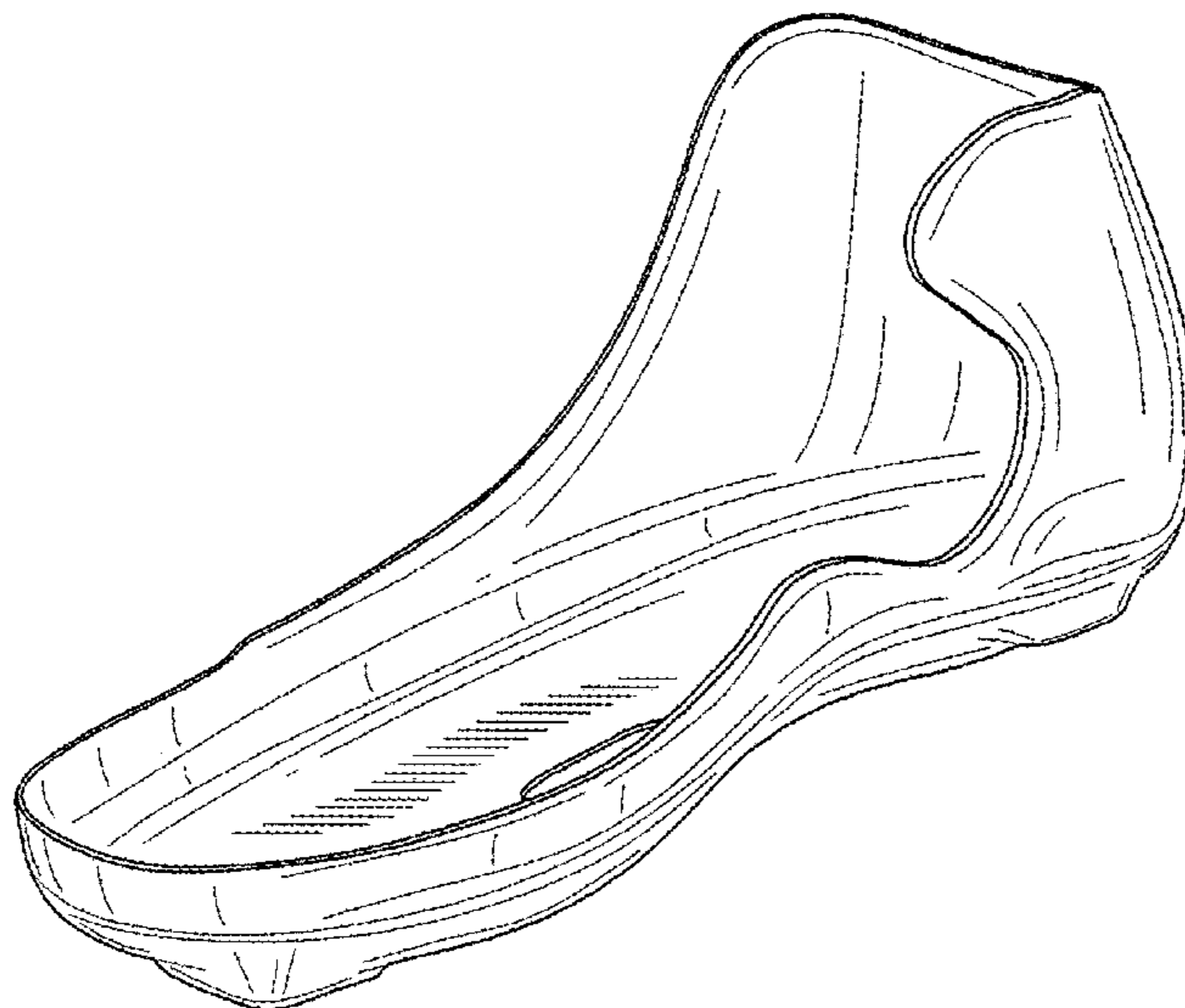
(57) **CLAIM**

The ornamental design for an internal foot shell for a skate,  
as shown and described.

**DESCRIPTION**

FIG. 1 is a perspective view of an internal foot shell for a  
skate showing my new design;  
FIG. 2 is a right side elevational view thereof;  
FIG. 3 is a left side elevational view thereof;  
FIG. 4 is a front elevational view thereof;  
FIG. 5 is a rear elevational view thereof;  
FIG. 6 is a bottom plan view thereof; and,  
FIG. 7 is a top plan view thereof.

**1 Claim, 7 Drawing Sheets**



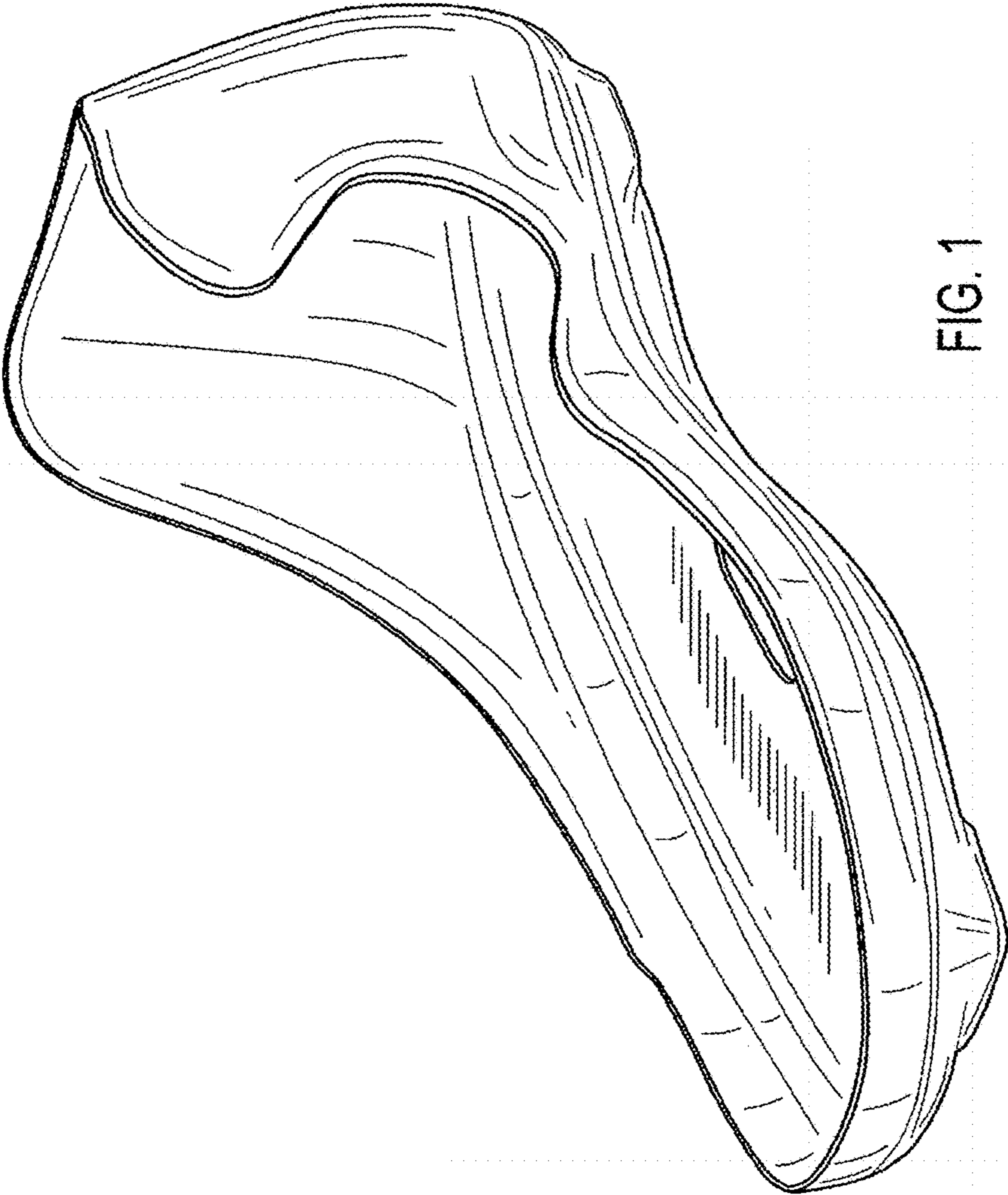


FIG. 1

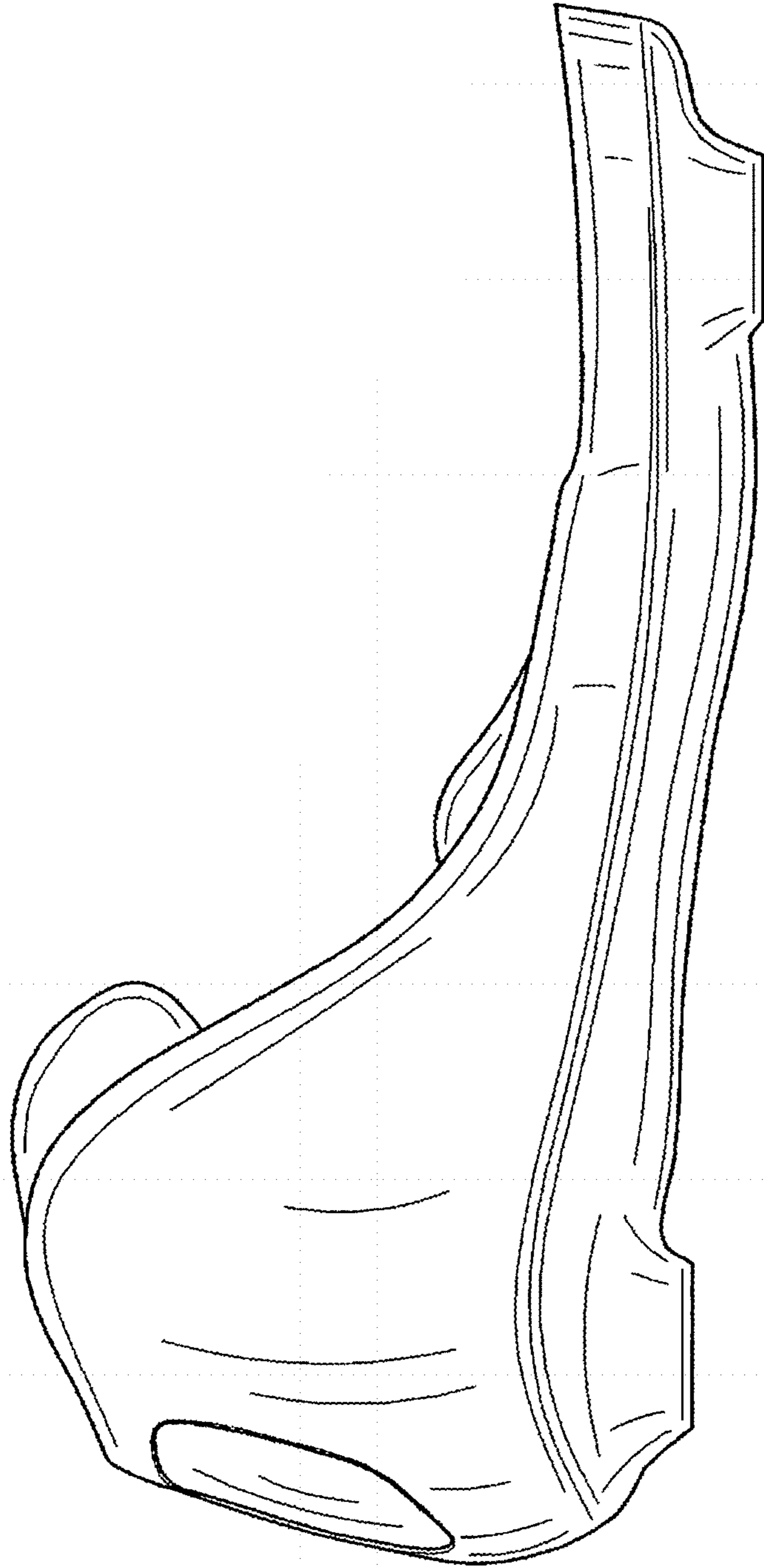


FIG. 2

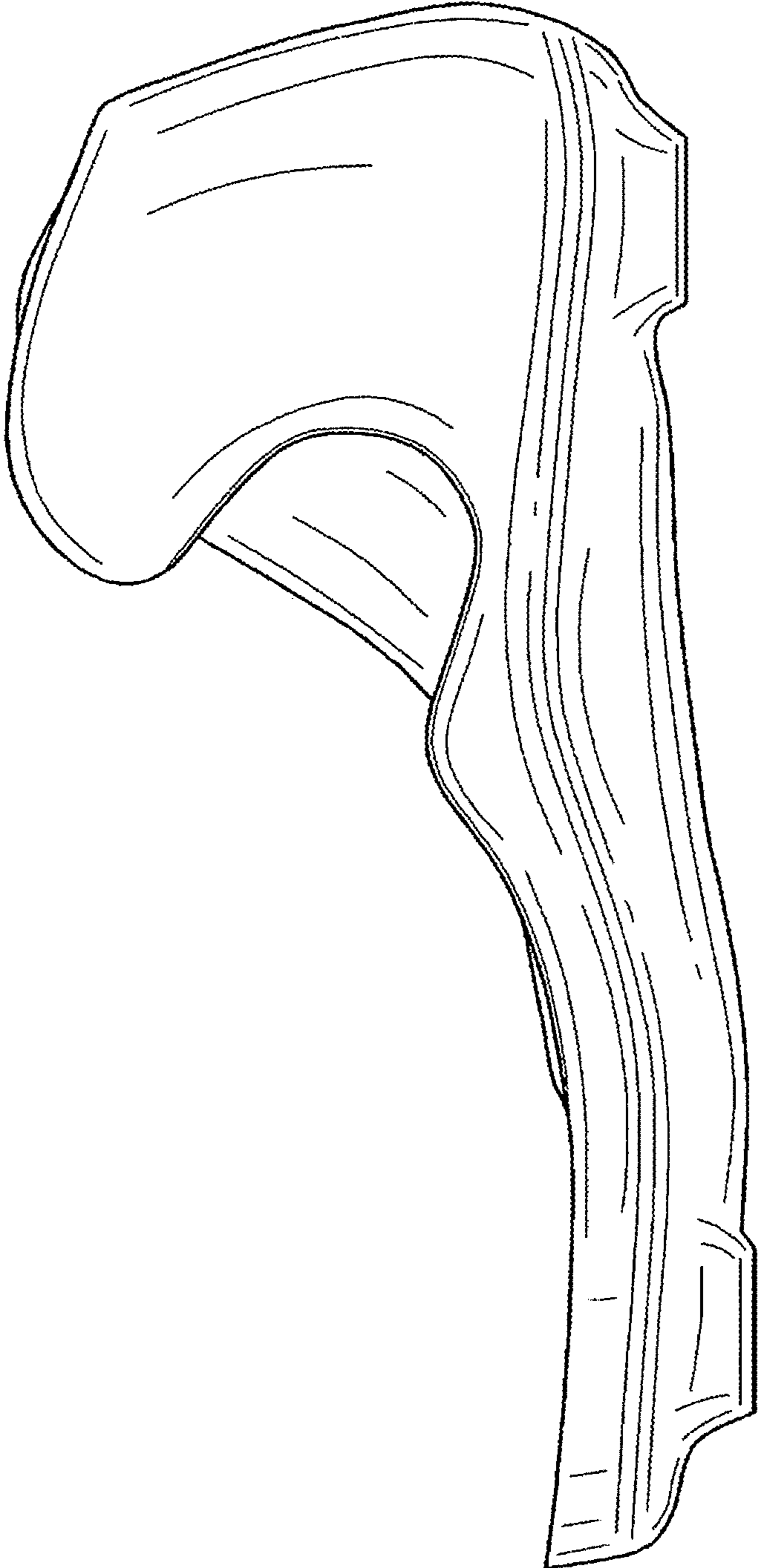


FIG. 3

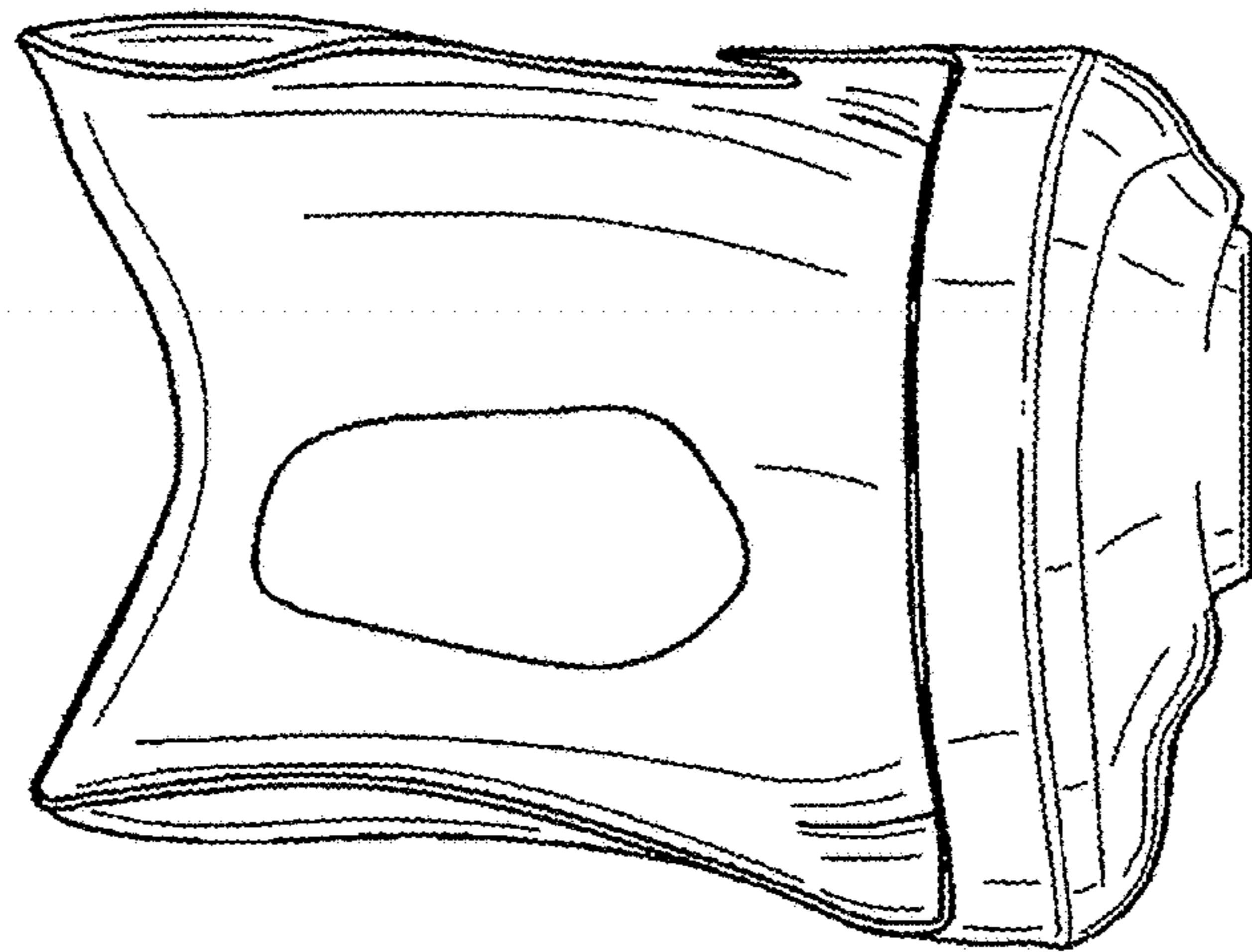


FIG. 4

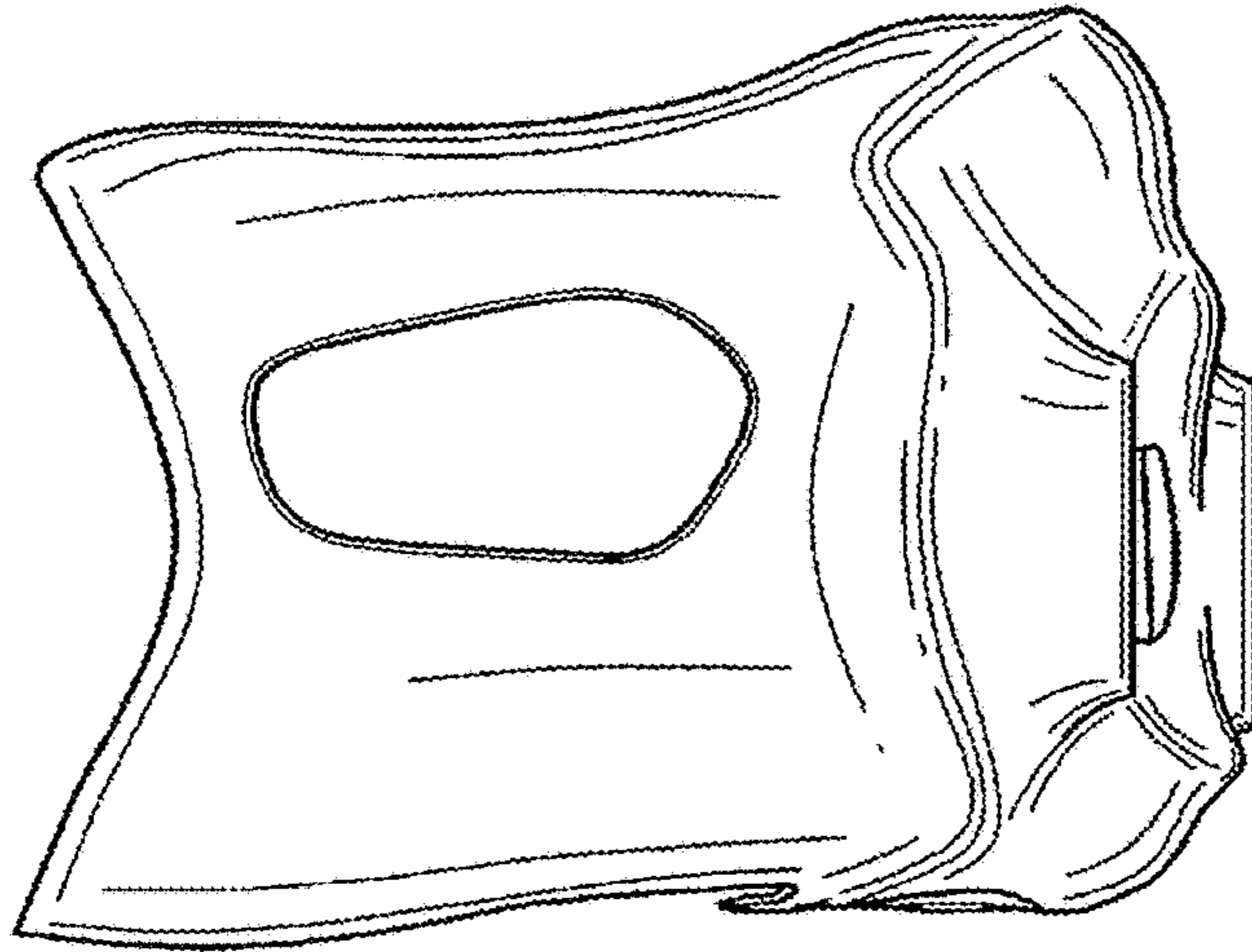


FIG. 5

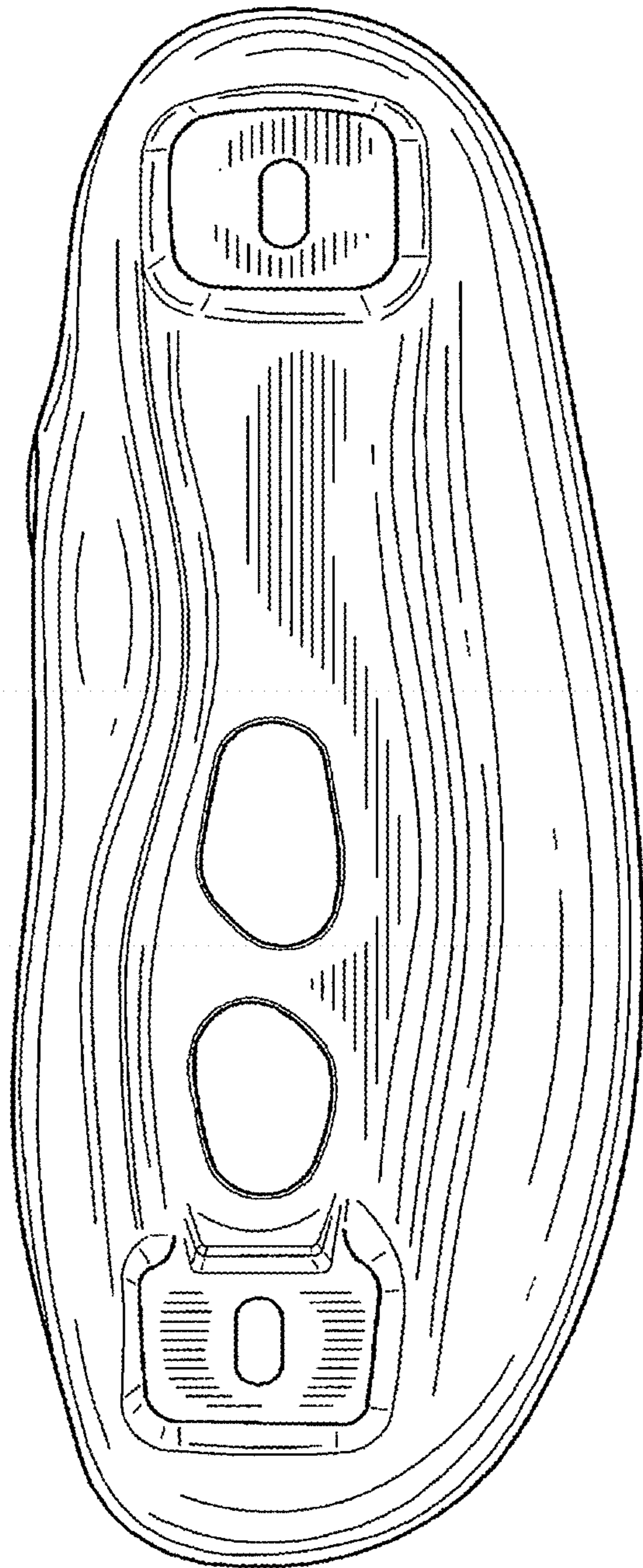


FIG. 6

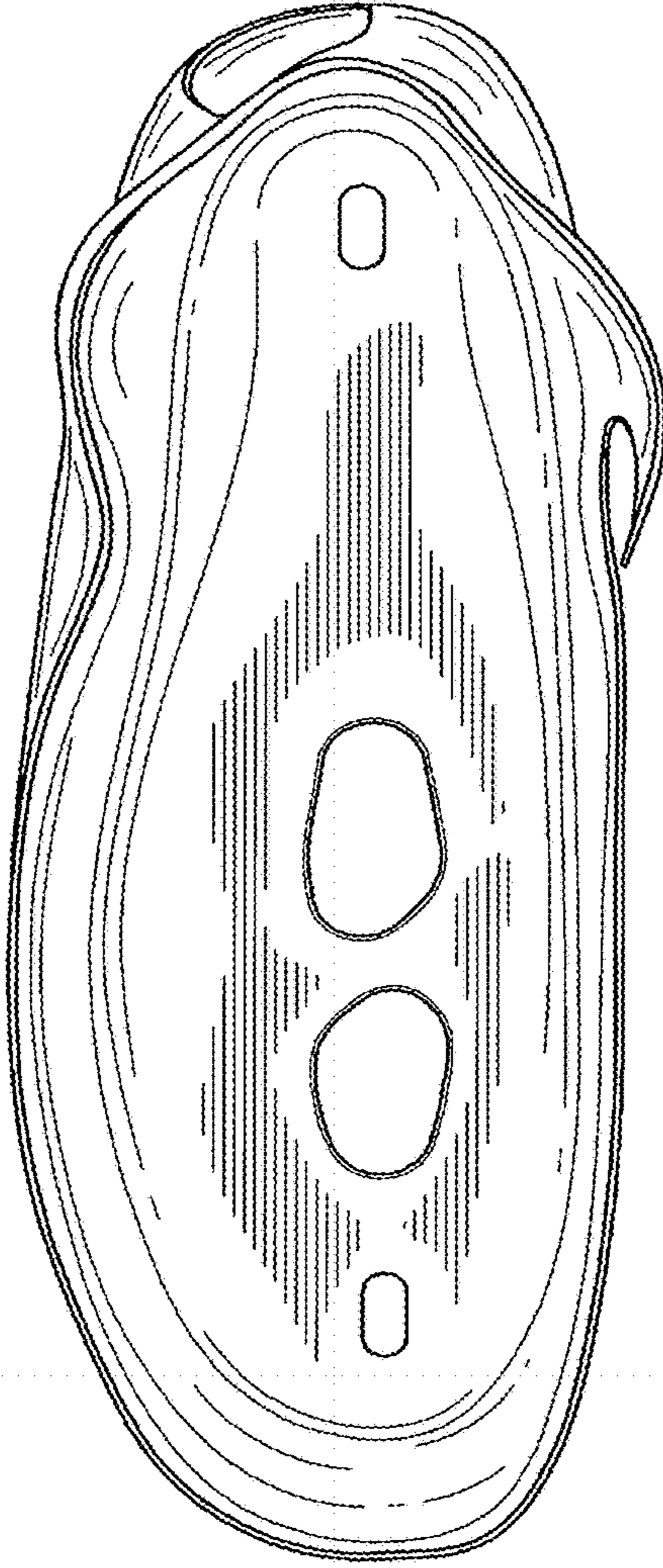


FIG. 7