

US00D799791S

(12) **United States Design Patent** (10) **Patent No.:** **US D799,791 S**
Ingram (45) **Date of Patent:** **** Oct. 17, 2017**

(54) **COAT**
 (71) Applicant: **NIKE, Inc.**, Beaverton, OR (US)
 (72) Inventor: **Jeff Ingram**, Portland, OR (US)
 (73) Assignee: **NIKE, Inc.**, Beaverton, OR (US)
 (**) Term: **15 Years**
 (21) Appl. No.: **29/545,742**

4,149,272 A 4/1979 Maeshima
 D255,056 S 5/1980 Parsons
 4,602,387 A 7/1986 Zakrzewski
 4,619,622 A 10/1986 McDonald et al.
 D298,474 S 11/1988 Twede
 5,465,424 A 11/1995 Cudney et al.
 D367,551 S 3/1996 Chalbeck et al.
 D374,329 S 10/1996 Wilde
 D414,913 S 10/1999 Katz et al.
 D478,708 S 8/2003 Miros et al.
 6,654,963 B2 12/2003 Fayle et al.
 D516,777 S 3/2006 Beck

(Continued)

(22) Filed: **Nov. 16, 2015**
 (51) **LOC (10) Cl.** **02-02**
 (52) **U.S. Cl.**
 USPC **D2/828**
 (58) **Field of Classification Search**
 USPC D2/828, 728, 750, 829-831, 839-840,
 D2/847, 853, 999; 2/84, 93, 95-98, 102,
 2/108, 122, 125, DIG. 1
 CPC ... A41D 1/00; A41D 1/02; A41D 1/04; A41D
 1/22; A41D 27/00; A41D 27/28; A41D
 3/00; A41D 3/08; Y10S 2/01; Y10S 2/03
 See application file for complete search history.

FOREIGN PATENT DOCUMENTS

GB 196879 A 6/1958
 WO 0011979 A1 3/2000

OTHER PUBLICATIONS

Design U.S. Appl. No. 29/545,772, filed Nov. 16, 2015, Jeff Ingram,
 Inventor.

(Continued)

Primary Examiner — Eric L Goodman
Assistant Examiner — Amy C Wierenga
 (74) *Attorney, Agent, or Firm* — Shook, Hardy and Bacon
 L.L.P.

(56) **References Cited**
 U.S. PATENT DOCUMENTS

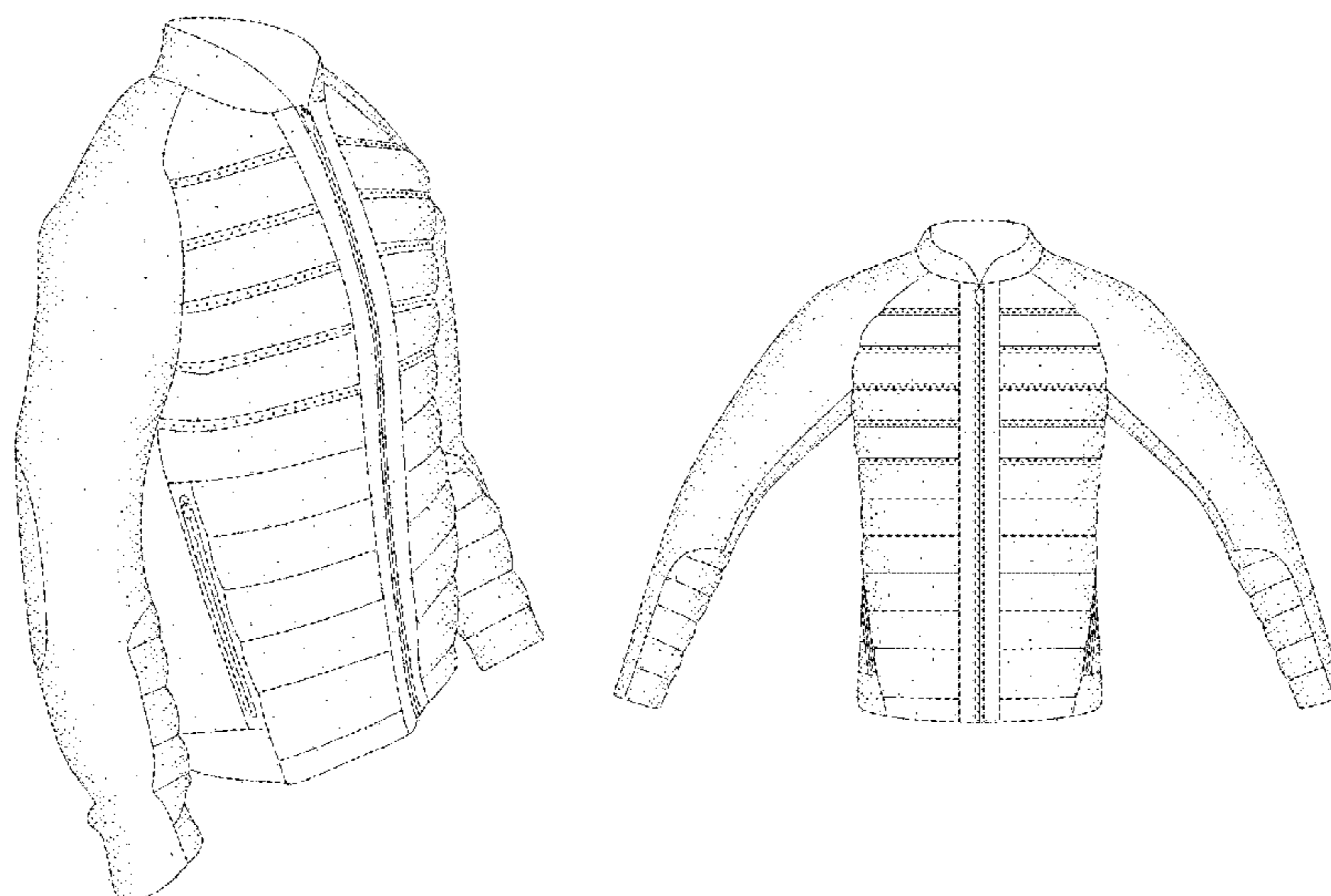
339,920 A 4/1886 Paulme
 1,657,866 A 1/1928 Mooney
 D113,203 S 1/1939 Feigenbaum
 D113,204 S 1/1939 Feigenbaum
 D115,592 S 7/1939 Shapiro
 D118,524 S 1/1940 Zelinka
 D139,535 S 11/1944 Bauer
 D157,696 S 3/1950 Paaue
 2,669,721 A 2/1954 Koch
 D194,967 S 4/1963 Bauer
 3,116,489 A 1/1964 Weiss
 3,398,406 A 8/1968 Waterbury
 3,883,914 A 5/1975 Blair et al.
 3,988,780 A 11/1976 Armellino
 4,084,264 A 4/1978 Marion et al.

(57) **CLAIM**
 The ornamental design for a coat, as shown and described.

DESCRIPTION

FIG. 1 is a right, front perspective view of a coat according
 to the present design;
 FIG. 2 is a front view thereof;
 FIG. 3 is a right side view thereof;
 FIG. 4 is a left side thereof; and,
 FIG. 5 is a back view thereof.

1 Claim, 4 Drawing Sheets



(56)

References Cited

OTHER PUBLICATIONS

U.S. PATENT DOCUMENTS

D541,010 S 4/2007 Boucher
 D580,632 S 11/2008 Adams
 D618,440 S 6/2010 Parker
 D620,231 S 7/2010 Parker
 D622,032 S 8/2010 Lambertz
 D622,033 S 8/2010 Lambertz
 D622,034 S 8/2010 Lambertz
 D622,035 S 8/2010 Lambertz
 D625,078 S 10/2010 Scott-Curran
 D626,725 S 11/2010 Snyder et al.
 D631,230 S 1/2011 Ruffini
 D633,690 S 3/2011 Tronvold
 D633,691 S 3/2011 Tronvold
 D637,794 S 5/2011 Gosse
 D638,200 S 5/2011 Gorson
 D638,201 S 5/2011 Gosse
 D638,202 S 5/2011 Gosse
 D639,023 S 6/2011 Iamartino et al.
 D641,137 S 7/2011 Evans et al.
 D642,770 S 8/2011 Bengyak
 D643,577 S 8/2011 Bulan et al.
 D653,430 S 2/2012 Pouches
 D654,659 S 2/2012 Scott-Curran
 D654,664 S 2/2012 Evans et al.
 D656,301 S 3/2012 Randall
 D662,282 S 6/2012 Meunier-Bouchard
 D662,285 S 6/2012 Rushworth
 D675,400 S 2/2013 Mertes
 D679,072 S 4/2013 Abbevik et al.
 D685,158 S 7/2013 Lambertz
 D685,159 S 7/2013 Lambertz
 D685,160 S 7/2013 Savage
 D689,262 S 9/2013 Passman
 D689,263 S 9/2013 Passman
 D693,095 S 11/2013 Grant
 D695,491 S 12/2013 Hawkins et al.
 D698,123 S 1/2014 Yu et al.
 D698,525 S 2/2014 Roberts et al.
 D698,526 S 2/2014 Roberts et al.
 D698,528 S 2/2014 Roberts et al.
 D702,920 S 4/2014 Chaney
 D707,423 S 6/2014 Pezzimenti
 D707,424 S 6/2014 Pezzimenti
 D710,573 S 8/2014 Pezzimenti
 D713,128 S 9/2014 Pezzimenti et al.
 D713,620 S 9/2014 Pezzimenti et al.
 D713,621 S 9/2014 Pezzimenti et al.
 D714,022 S 9/2014 Mong et al.
 D714,526 S 10/2014 Ingram
 D746,548 S * 1/2016 Ingram D2/828
 D746,551 S * 1/2016 Ingram D2/839
 D747,075 S * 1/2016 Ingram D2/831
 D749,298 S * 2/2016 Mertes D2/828
 D762,048 S * 7/2016 Lomax D2/829
 D770,730 S * 11/2016 Borovicka D2/828
 D780,408 S * 3/2017 Pezzimenti D2/829
 D783,944 S * 4/2017 Lomax D2/829
 2004/0153012 A1 8/2004 Schroeder
 2012/0204313 A1* 8/2012 Evans A41F 5/00
 2013/0276201 A1 10/2013 Pezzimenti
 2017/0099899 A1* 4/2017 Pezzimenti A41D 27/28

Design U.S. Appl. No. 29/545,769, filed Nov. 16, 2015, Rob Darmour, Inventor.
 Design U.S. Appl. No. 29/545,771, filed Nov. 16, 2015, Jeff Ingram, Inventor.
 Design U.S. Appl. No. 29/545,775, filed Nov. 16, 2015, Rob Darmour, Inventor.
 Design U.S. Appl. No. 29/545,777, filed Nov. 16, 2015, Rob Darmour, Inventor.
 Design U.S. Appl. No. 29/545,773, filed Nov. 16, 2015, Jeff Ingram, Inventor.
 Design U.S. Appl. No. 29/545,791, filed Nov. 16, 2015, Adriana Moreno, Inventor.
 Design U.S. Appl. No. 29/545,742, filed Nov. 16, 2015, Jeff Ingram, Inventor.
 Design U.S. Appl. No. 29/545,743, filed Nov. 16, 2015, Jeff Ingram, Inventor.
 Design U.S. Appl. No. 29/545,744, filed Nov. 16, 2015, Jeff Ingram, Inventor.
 Design U.S. Appl. No. 29/545,746, filed Nov. 16, 2015, Jeff Ingram, Inventor.
 Design U.S. Appl. No. 29/545,748, filed Nov. 16, 2015, Jeff Ingram, Inventor.
 Design U.S. Appl. No. 29/545,739, filed Nov. 16, 2015, Jeff Ingram, Inventor.
 Design U.S. Appl. No. 29/528,454, filed May 28, 2015, Jeff Ingram, Inventor.
 Design U.S. Appl. No. 29/528,457, filed May 28, 2015, Jeff Ingram, Inventor.
 Design U.S. Appl. No. 29/545,818, filed Nov. 16, 2015, Shelia Van Sisseran, Inventor.
 Design U.S. Appl. No. 29/528,462, filed May 28, 2015, Jeff Ingram, Inventor.
 Design U.S. Appl. No. 29/528,467, filed May 28, 2015, Jeff Ingram, Inventor.
 Design U.S. Appl. No. 29/528,453, filed May 28, 2015, Jeff Ingram, Inventor.
 Design U.S. Appl. No. 29/528,458, filed May 28, 2015, Jeff Ingram, Inventor.
 Design U.S. Appl. No. 29/541,954, filed Oct. 9, 2015, Sheliah Van Sisseran, Inventor.
 Design U.S. Appl. No. 29/541,962, filed Oct. 9, 2015, Sheliah Van Sisseran, Inventor.
 Design U.S. Appl. No. 29/541,972, filed Oct. 9, 2015, Sheliah Van Sisseran, Inventor.
 Design U.S. Appl. No. 29/541,978, filed Oct. 9, 2015, Sheliah Van Sisseran, Inventor.
 Design U.S. Appl. No. 29/541,952, filed Oct. 9, 2015, Sheliah Van Sisseran, Inventor.
 Design U.S. Appl. No. 29/541,970, filed Oct. 9, 2015, Sheliah Van Sisseran, Inventor.
 Design U.S. Appl. No. 29/541,973, filed Oct. 9, 2015, Sheliah Van Sisseran, Inventor.
 Design U.S. Appl. No. 29/541,977, filed Oct. 9, 2015, Sheliah Van Sisseran, Inventor.
 Design U.S. Appl. No. 29/541,983, filed Oct. 9, 2015, Sheliah Van Sisseran, Inventor.
 Design U.S. Appl. No. 29/545,811, filed Nov. 16, 2015, Shelia Van Sisseran, Inventor.
 Design U.S. Appl. No. 29/545,813, filed Nov. 16, 2015, Shelia Van Sisseran, Inventor.
 Design U.S. Appl. No. 29/545,809, filed Nov. 16, 2015, Shelia Van Sisseran, Inventor.

* cited by examiner

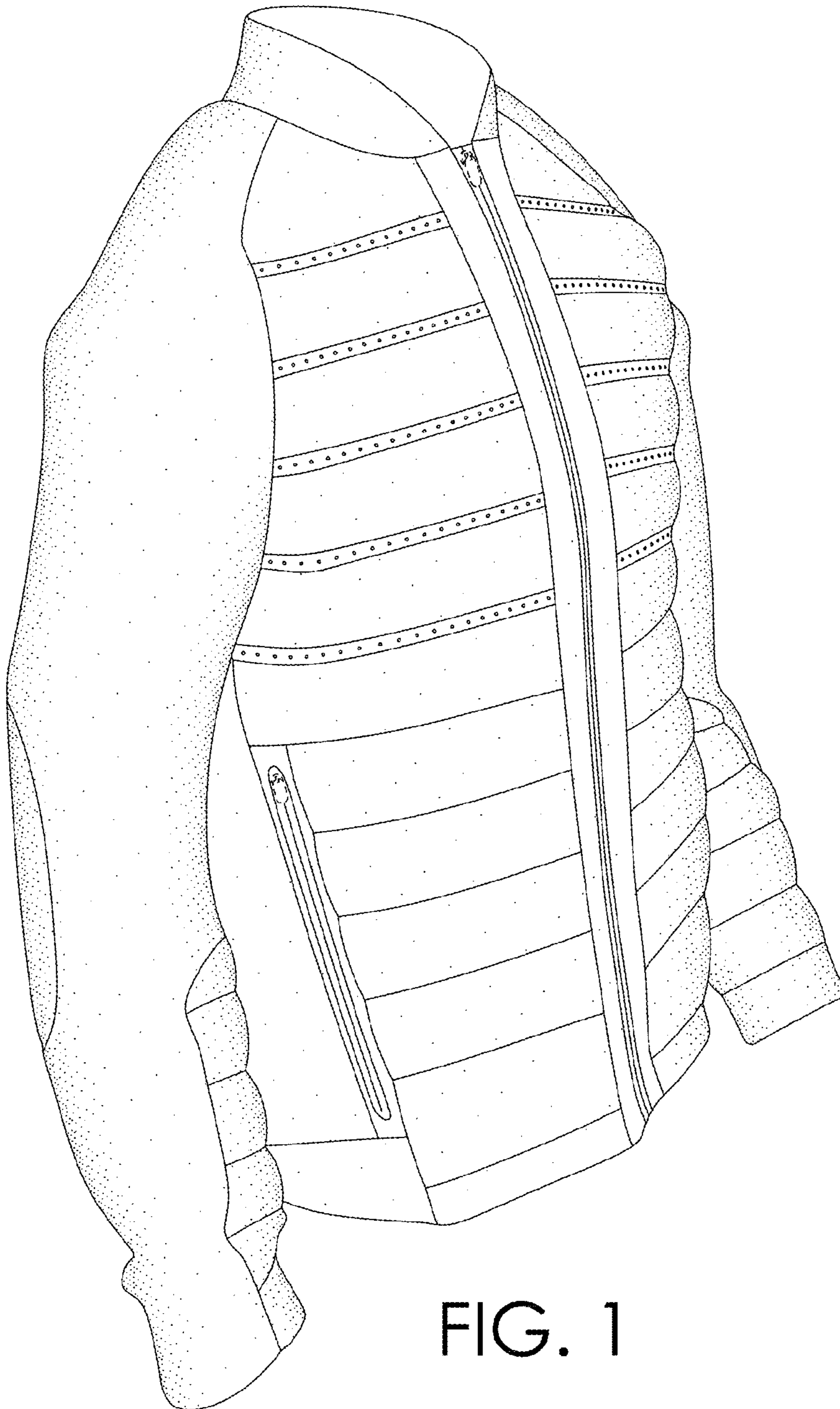


FIG. 1

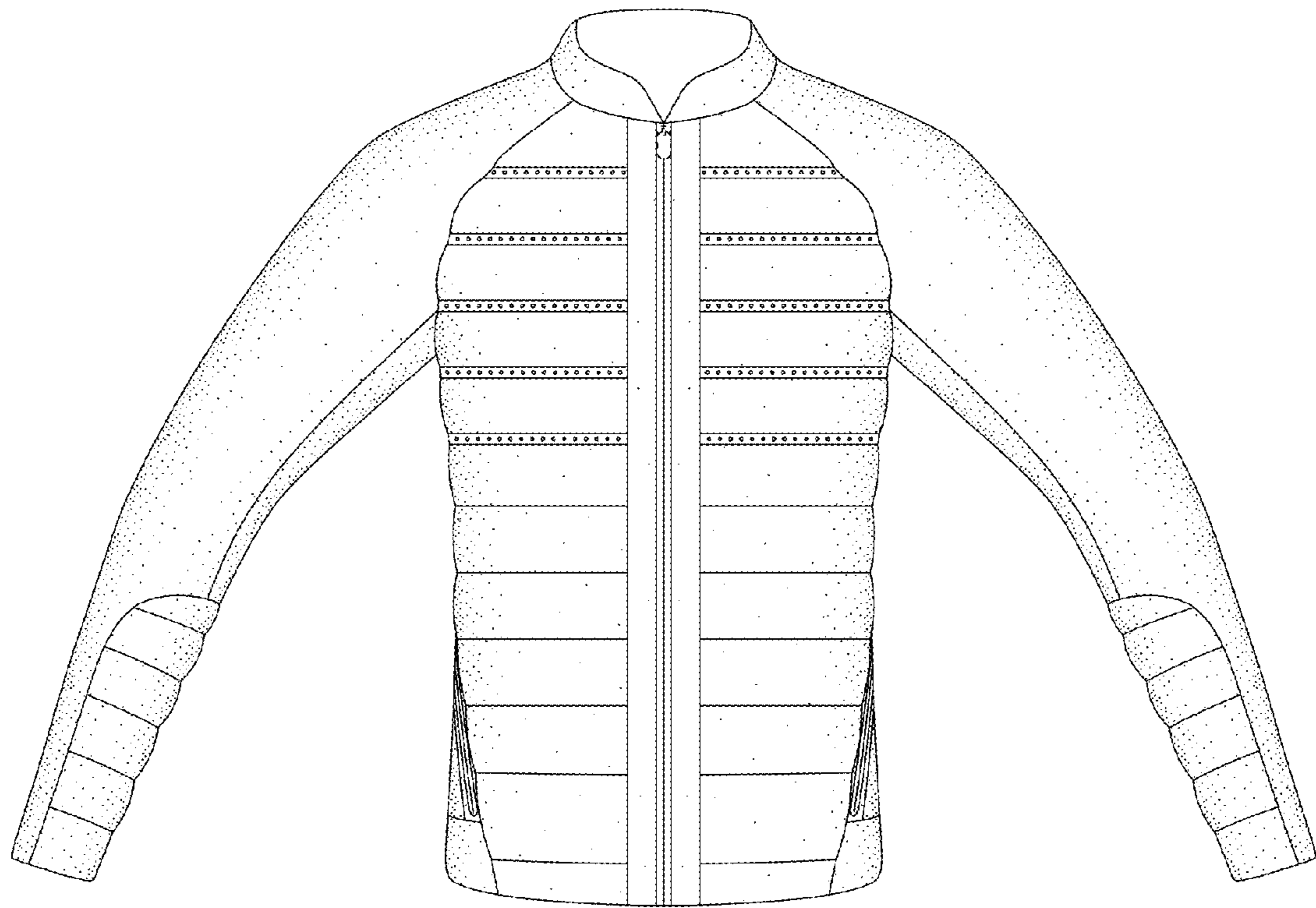


FIG. 2

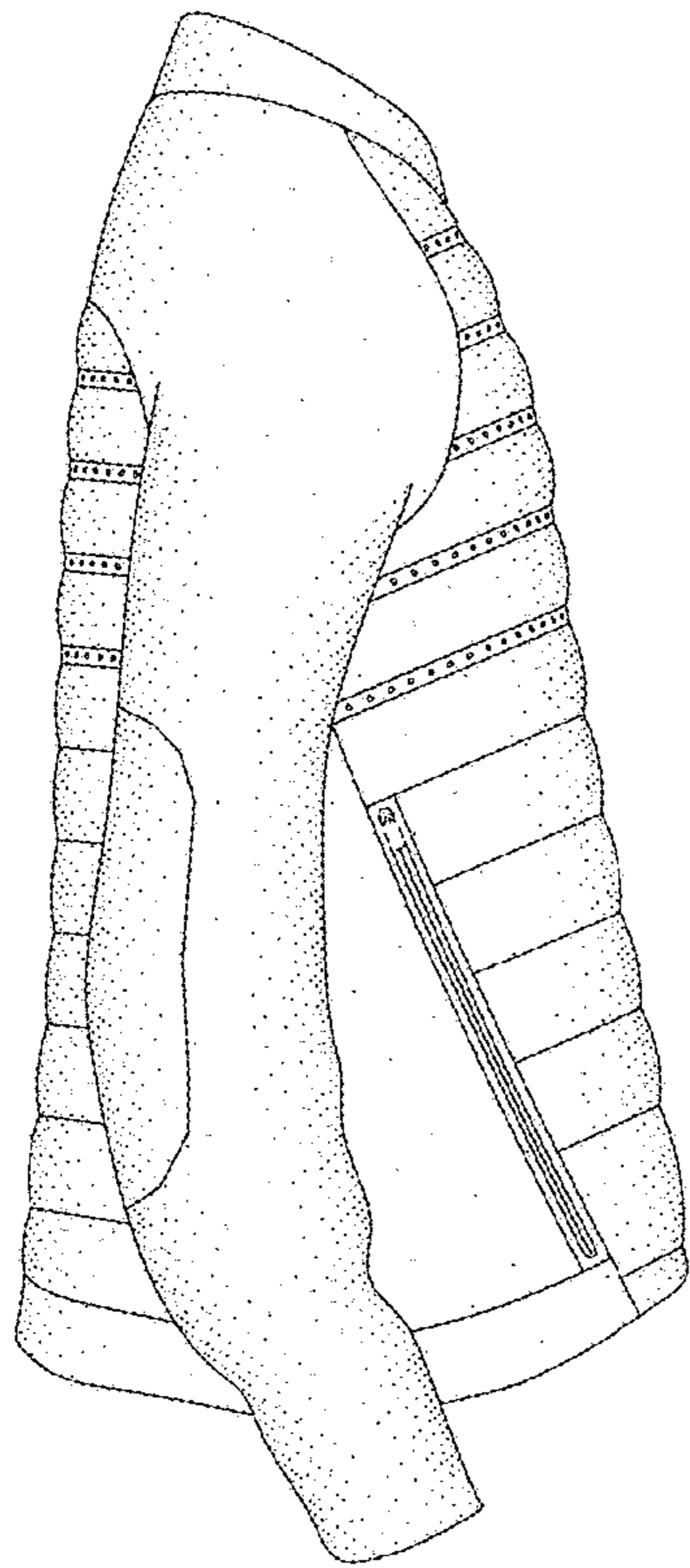


FIG. 3

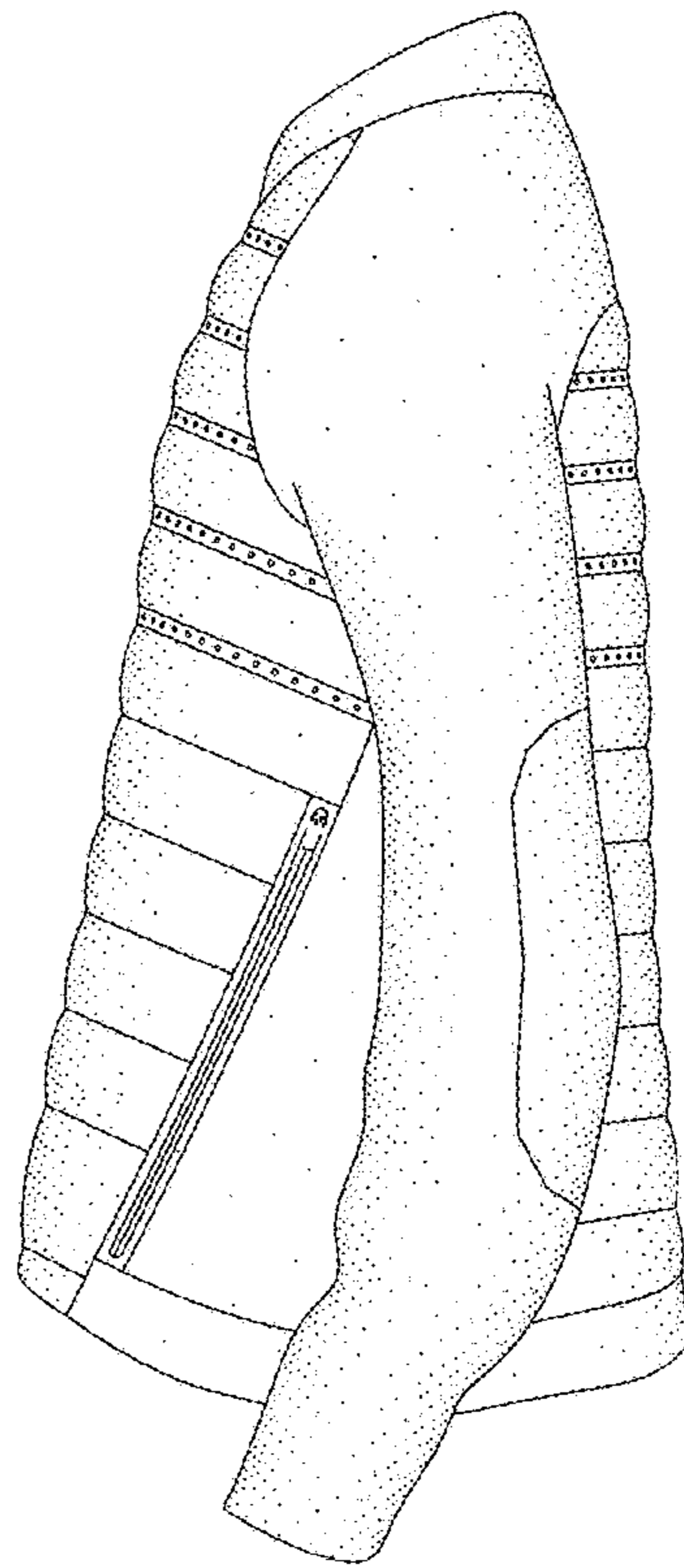


FIG. 4

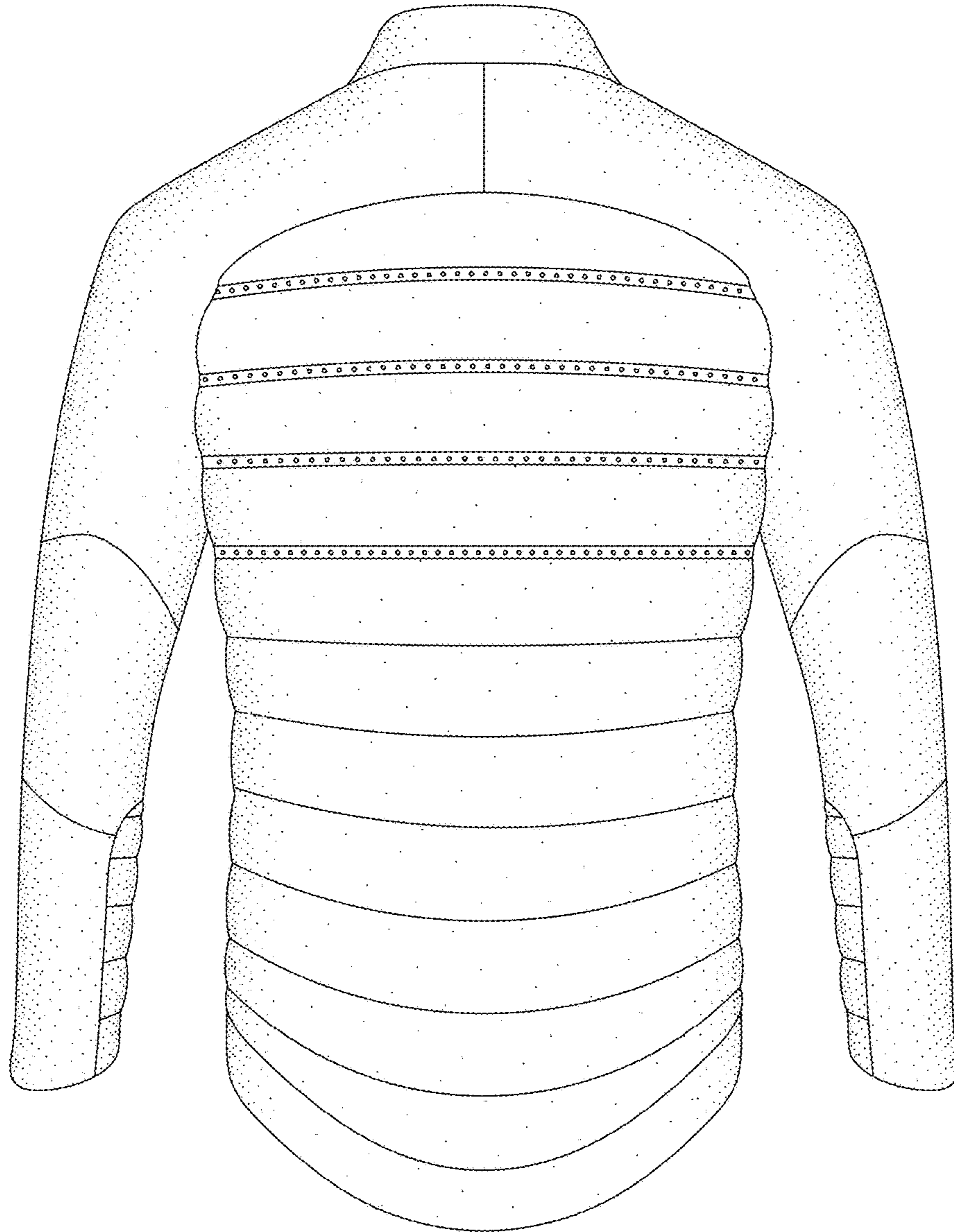


FIG. 5