

US00D799788S

(12) **United States Design Patent** (10) **Patent No.:** **US D799,788 S**  
**Butler** (45) **Date of Patent:** **\*\* Oct. 17, 2017**

(54) **SWIMWEAR APPARATUS**  
(71) Applicant: **Mylitta Butler**, Tampa, FL (US)  
(72) Inventor: **Mylitta Butler**, Tampa, FL (US)  
(\*\*) Term: **15 Years**  
(21) Appl. No.: **29/561,727**  
(22) Filed: **Apr. 19, 2016**  
(51) **LOC (10) Cl.** ..... **02-02**  
(52) **U.S. Cl.**  
USPC ..... **D2/731**  
(58) **Field of Classification Search**  
USPC ..... D2/731-732, 737, 734, 742; 2/67  
CPC ..... A41C 3/00; A41D 7/00; A41D 1/22  
See application file for complete search history.

D785,905 S \* 5/2017 Savage ..... D2/731  
D789,034 S \* 6/2017 Musciacchio ..... D2/731  
D790,805 S \* 7/2017 Waldman ..... D2/735  
D791,437 S \* 7/2017 Kabuya ..... D2/731  
2008/0256675 A1\* 10/2008 Di Lorenzo ..... A41D 7/00  
2/67  
2011/0197330 A1\* 8/2011 Simpson ..... A41D 7/00  
2/67  
2016/0206017 A1\* 7/2016 Aylward ..... A41D 27/205  
2017/0027244 A1\* 2/2017 Lee ..... A41D 7/00

\* cited by examiner

*Primary Examiner* — Robin V Webster  
*Assistant Examiner* — James C Thorn, Sr.  
(74) *Attorney, Agent, or Firm* — Burr & Forman LLP;  
Ryan M. Corbett

(56) **References Cited**

U.S. PATENT DOCUMENTS

D456,588 S \* 5/2002 Fairhurst ..... A41D 7/00  
D2/732  
D485,048 S \* 1/2004 Janes ..... D2/731  
D596,378 S \* 7/2009 Borchardt ..... D2/731  
D606,283 S \* 12/2009 Rance ..... D2/731  
D629,998 S \* 1/2011 Lambertz ..... D2/704  
D681,911 S \* 5/2013 Lee ..... D2/703  
D693,542 S \* 11/2013 Waldman ..... D2/735  
D733,996 S \* 7/2015 Brown ..... D2/731  
D742,620 S \* 11/2015 Waldman ..... D2/731  
D773,776 S \* 12/2016 Waldman ..... D2/731  
D780,406 S \* 3/2017 Brown ..... D2/731

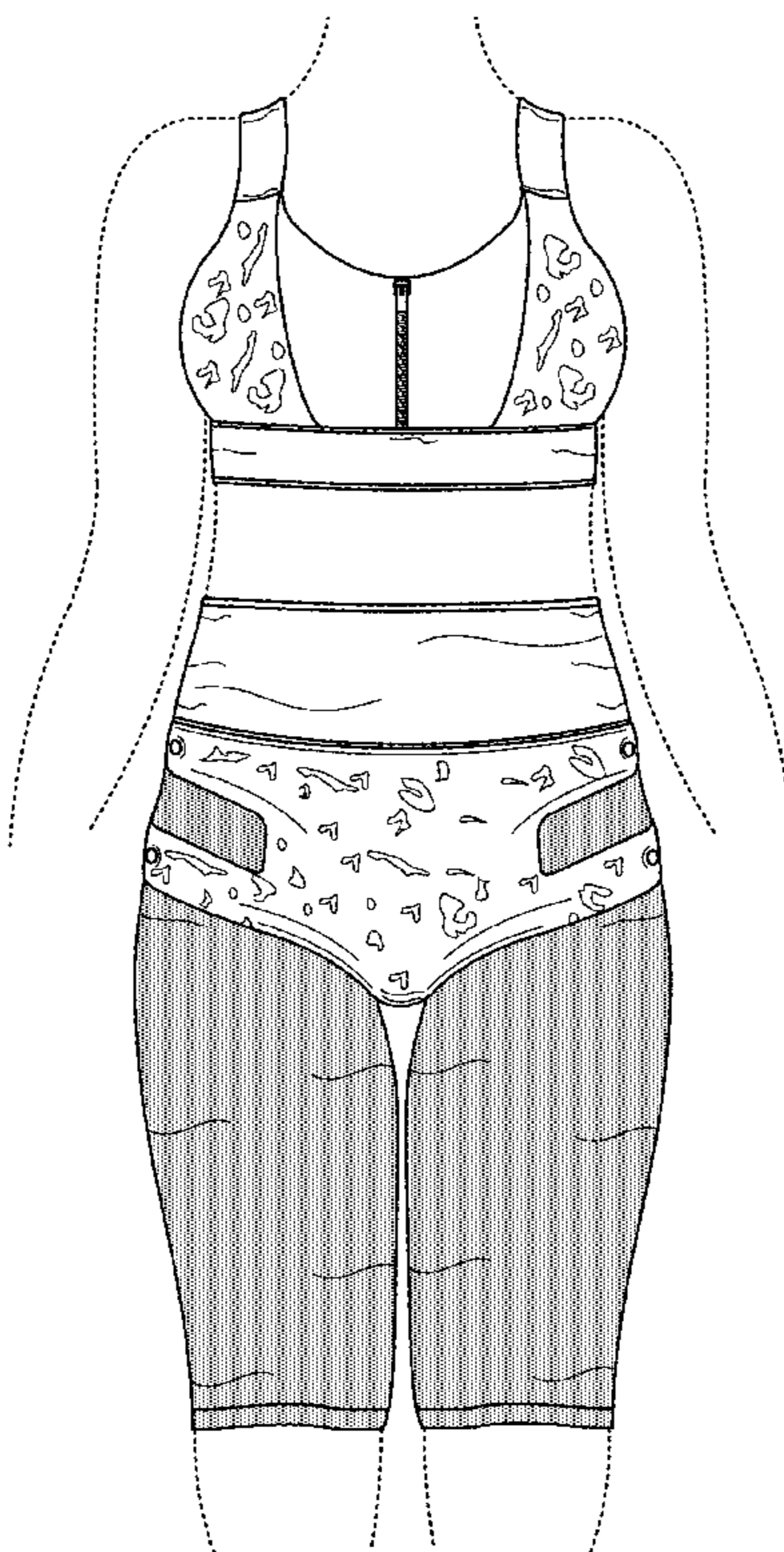
(57) **CLAIM**

The ornamental design for a swimwear apparatus, as shown and described.

**DESCRIPTION**

FIG. 1 is a front view of a swimwear apparatus comprising my design;  
FIG. 2 is a rear view thereof;  
FIG. 3 is a right side view thereof; and,  
FIG. 4 is a left side view thereof.  
The broken lines shown in the drawings are included for the purpose of illustrating environmental structure and form no part of the claimed design.

**1 Claim, 4 Drawing Sheets**



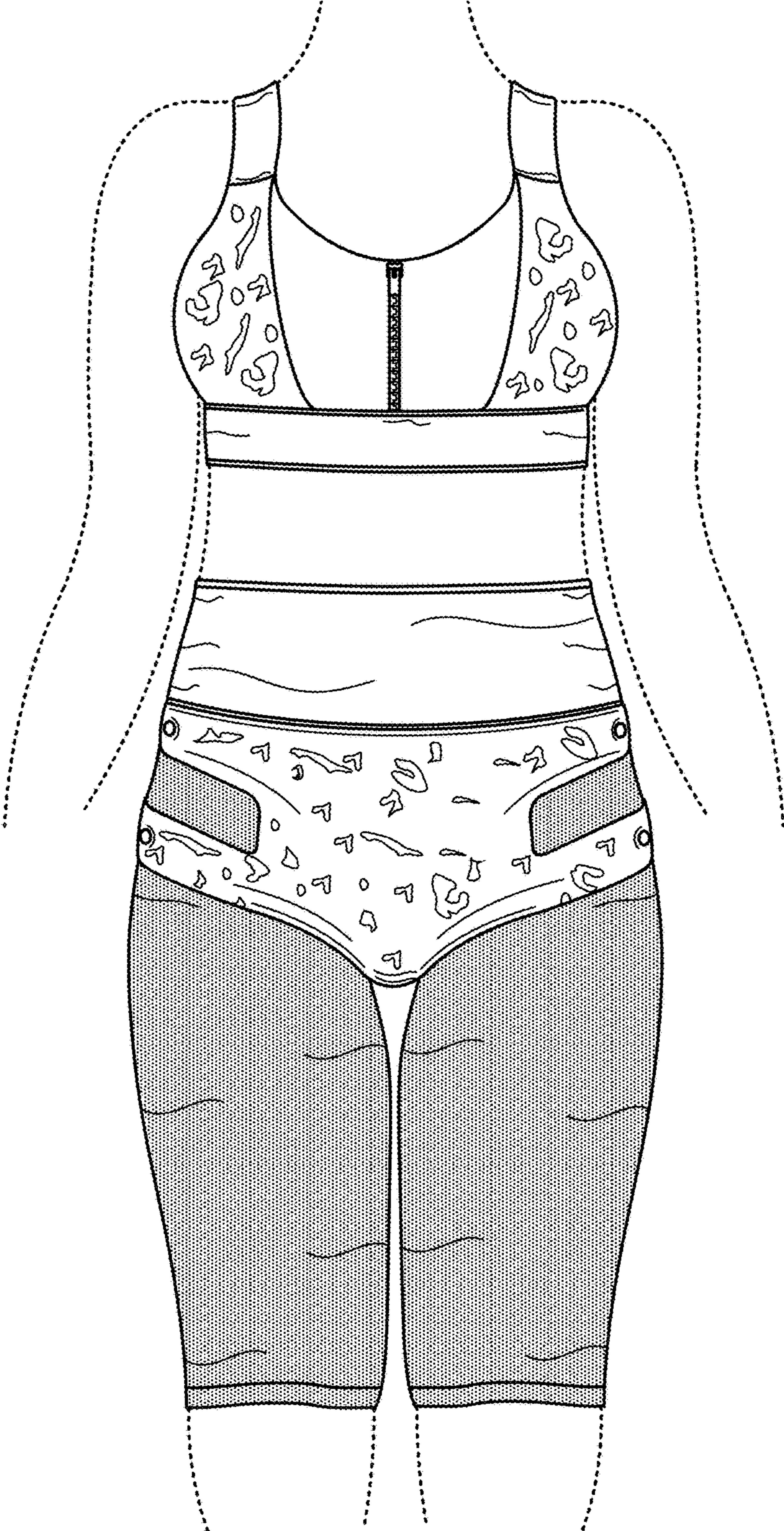


FIG. 1

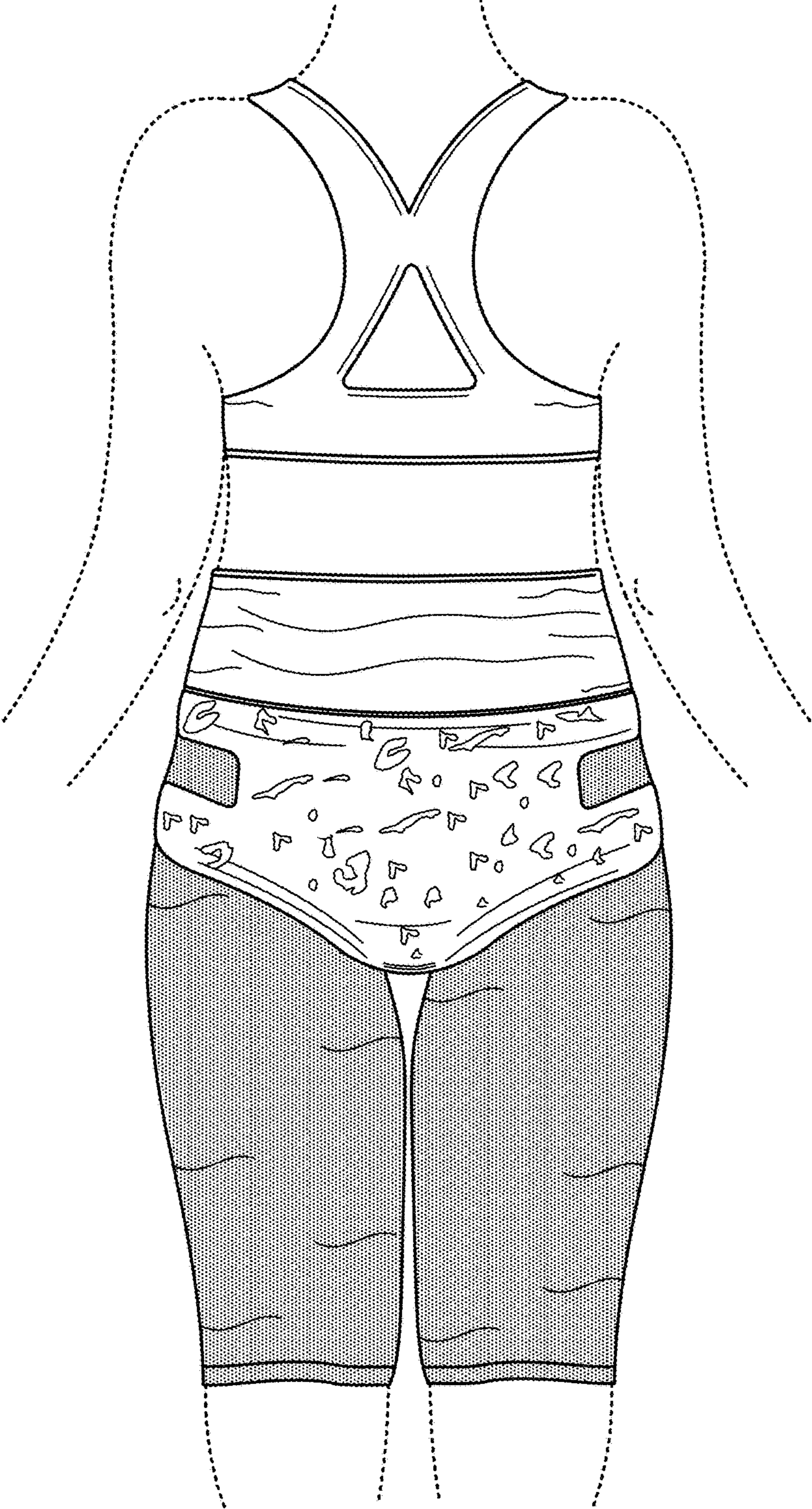


FIG. 2

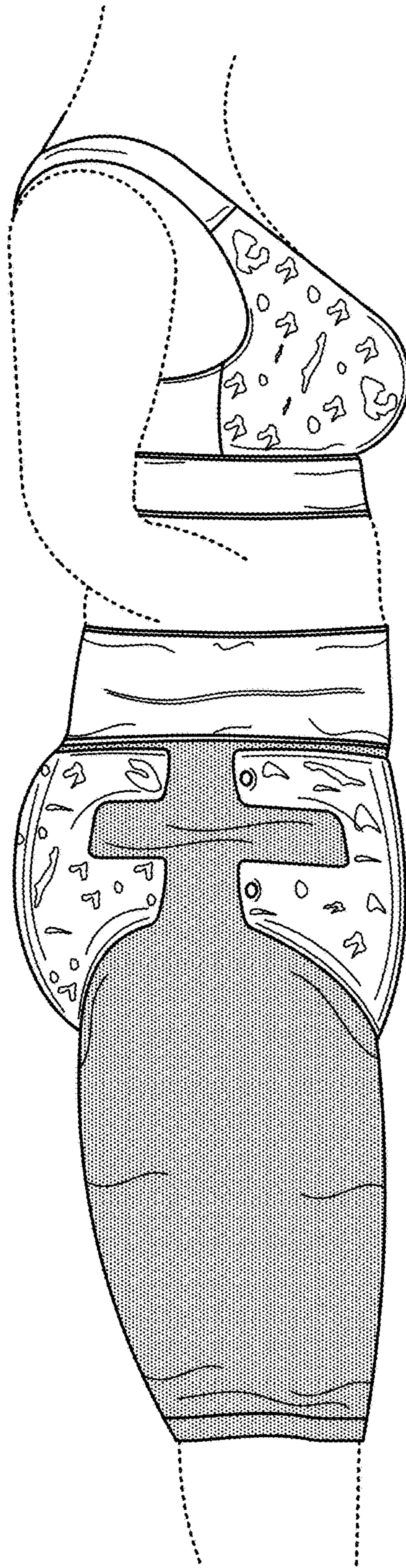


FIG. 3

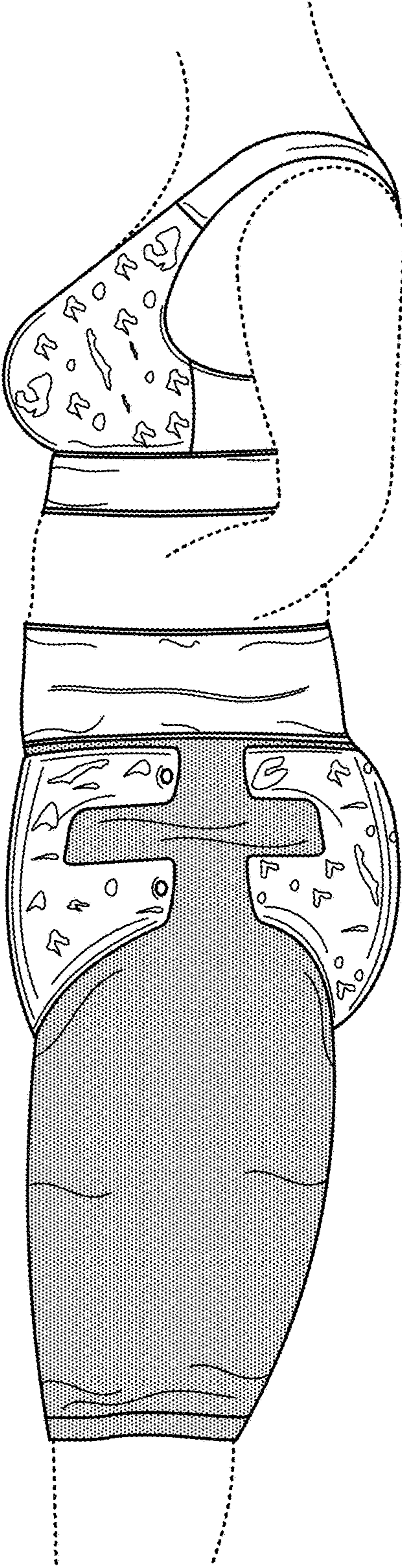


FIG. 4