



US00D799781S

(12) **United States Design Patent** (10) **Patent No.:** **US D799,781 S**  
**Blosser et al.** (45) **Date of Patent:** **\*\* Oct. 10, 2017**

(54) **PALLET WITH COLUMNS**  
(71) Applicant: **PallCon Services Company, Ltd.**,  
Norton, OH (US)  
(72) Inventors: **David Blosser**, Dade City, FL (US);  
**Robert Bradshaw**, Norton, OH (US)  
(73) Assignee: **PALLcon Services Company, Ltd.**,  
Norton, OH (US)  
(\*\*) Term: **15 Years**  
(21) Appl. No.: **29/559,811**  
(22) Filed: **Mar. 31, 2016**  
(51) **LOC (10) Cl.** ..... **09-08**  
(52) **U.S. Cl.**  
USPC ..... **D34/38**  
(58) **Field of Classification Search**  
USPC ..... D34/38; 248/346.02; 229/125.26,  
229/122.28, 122.21, 120.11, 117, 113,  
229/110; 108/57.28, 57.25, 57.1, 56.1,  
108/55.3, 53.3, 53.1, 52.1, 51.3, 51.11  
CPC ..... B65D 19/38; B65D 2519/00029; B65D  
2519/00034; B65D 2519/00273; B65D  
2519/00293; B65D 2519/00323  
See application file for complete search history.

(56) **References Cited**  
U.S. PATENT DOCUMENTS  
5,887,529 A \* 3/1999 John ..... B65D 19/0018  
108/56.1  
6,807,910 B2 \* 10/2004 Apps ..... B65D 19/0012  
108/57.25  
D650,546 S \* 12/2011 MacDonald ..... D34/38  
D708,811 S \* 7/2014 Kelly ..... D34/38  
D724,809 S \* 3/2015 Howland ..... D34/38  
2007/0163473 A1 \* 7/2007 Shuert ..... B65D 19/0016  
108/57.25  
2008/0143514 A1 \* 6/2008 Valentinsson ..... B65D 19/0014  
108/51.11

2008/0236455 A1\* 10/2008 Naidu ..... B65D 19/0038  
108/56.1  
2009/0050029 A1\* 2/2009 Ogburn ..... B65D 19/0012  
108/51.11  
2010/0288169 A1\* 11/2010 Du Toit ..... B65D 19/0004  
108/57.25

(Continued)

**OTHER PUBLICATIONS**

Pallconservices "44x56x5.1 Heavy Duty Glass Pallet", <http://pallconservices.com/two-piece-glass-pallet-44-x-56-x-5-1/>. 2015.  
shown in p. 1, Item # 44x56x5.1.\*

(Continued)

*Primary Examiner* — Cynthia Ramirez  
*Assistant Examiner* — Michael Maharajh  
(74) *Attorney, Agent, or Firm* — Senniger Powers LLP

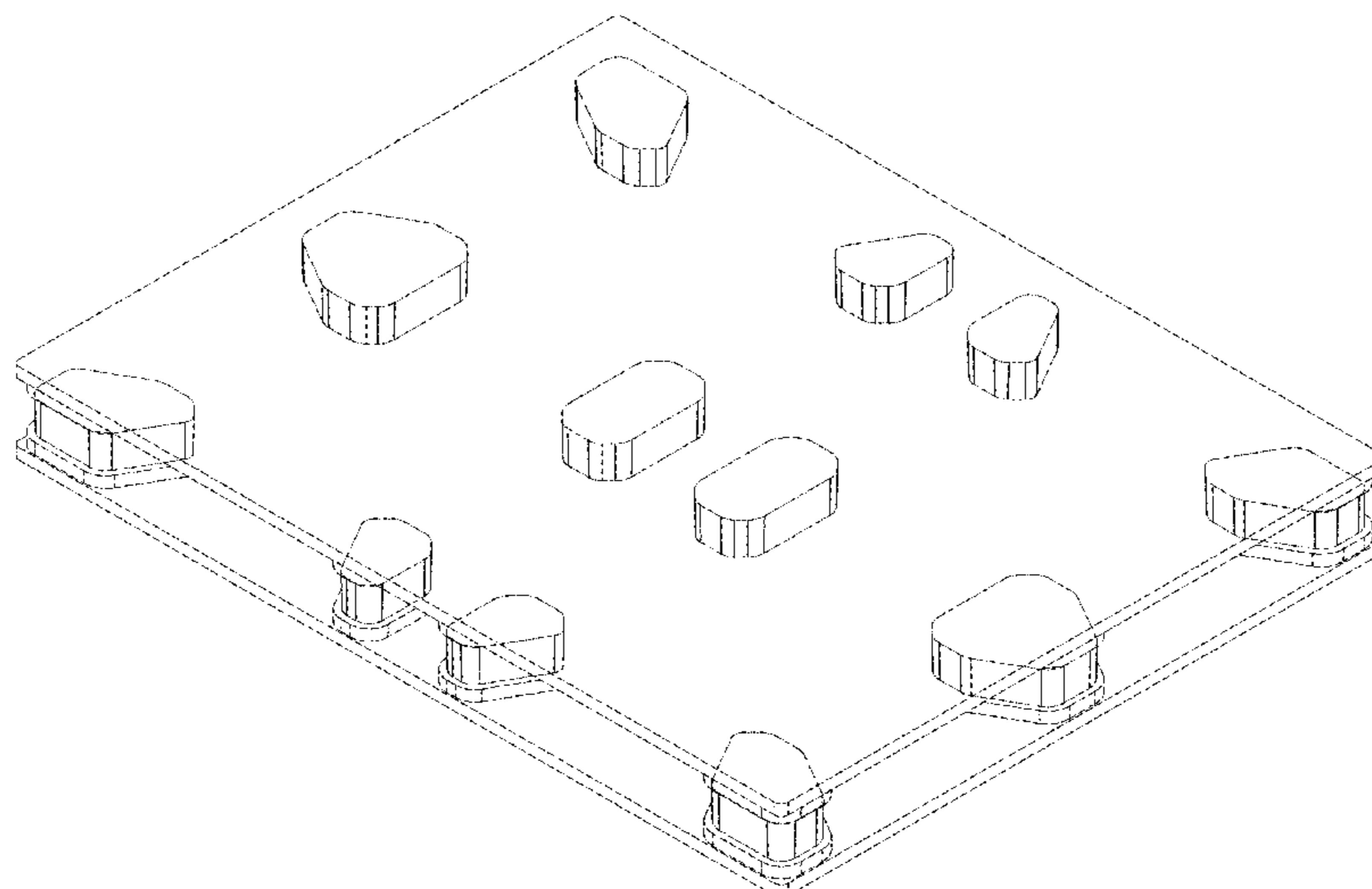
(57) **CLAIM**

The ornamental design for a pallet with columns, as shown and described.

**DESCRIPTION**

FIG. 1 is a perspective view of a pallet with columns;  
FIG. 2 is a front view thereof, the rear view being the same as the front view;  
FIG. 3 is a top view thereof;  
FIG. 4 is a right side view thereof, the left side view being the same as the right side view;  
FIG. 5 is a bottom view thereof;  
FIG. 6 is a section view taken in the direction of line 6-6 of FIG. 2; and,  
FIG. 7 is a section view taken in the direction of line 7-7 of FIG. 2.  
The dash-dash-dash lines shown in the figures are for the purpose of illustrating environmental structure and form no part of the claimed design. The dash-dot-dash lines shown in the figures are for the purpose of illustrating boundaries and form no part of the claimed design.

**1 Claim, 7 Drawing Sheets**



(56)

**References Cited**

U.S. PATENT DOCUMENTS

2014/0069305 A1\* 3/2014 Luis y Prado ..... B65D 19/0012  
108/51.11  
2015/0068436 A1\* 3/2015 Zelek ..... B65D 19/0018  
108/53.3  
2016/0368659 A1\* 12/2016 Bastian, II ..... B29C 39/18  
2017/0021963 A1\* 1/2017 Apps ..... B65D 19/0069

OTHER PUBLICATIONS

Pallcon Pallet Drawing and Photo, Pallcon Services Company, Ltd.;  
Nov. 1, 2015.  
Duracell Pallet Drawing and Photo, Orbis Corporation; Dec. 1996.  
Bulk Pallet, Rehrig Pacific Company; Dec. 2014.

\* cited by examiner

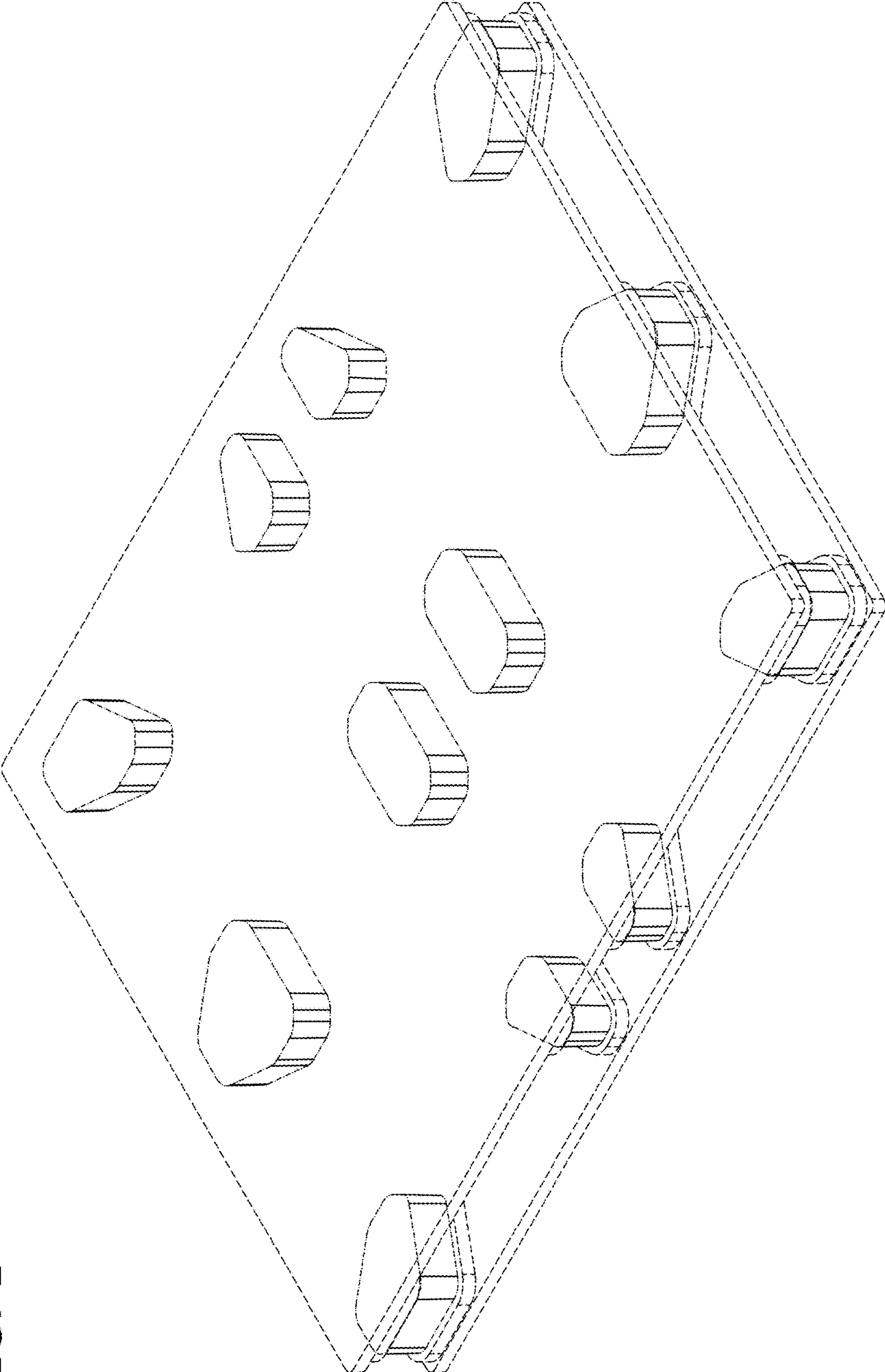
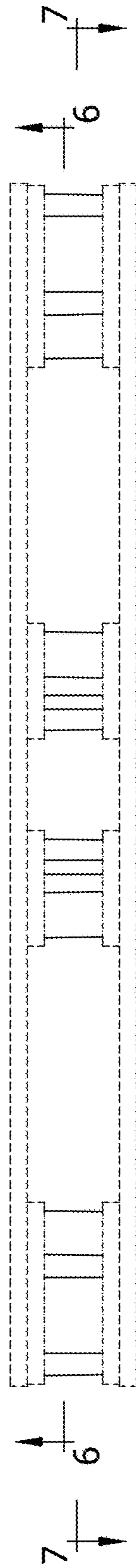


FIG. 1

FIG. 2



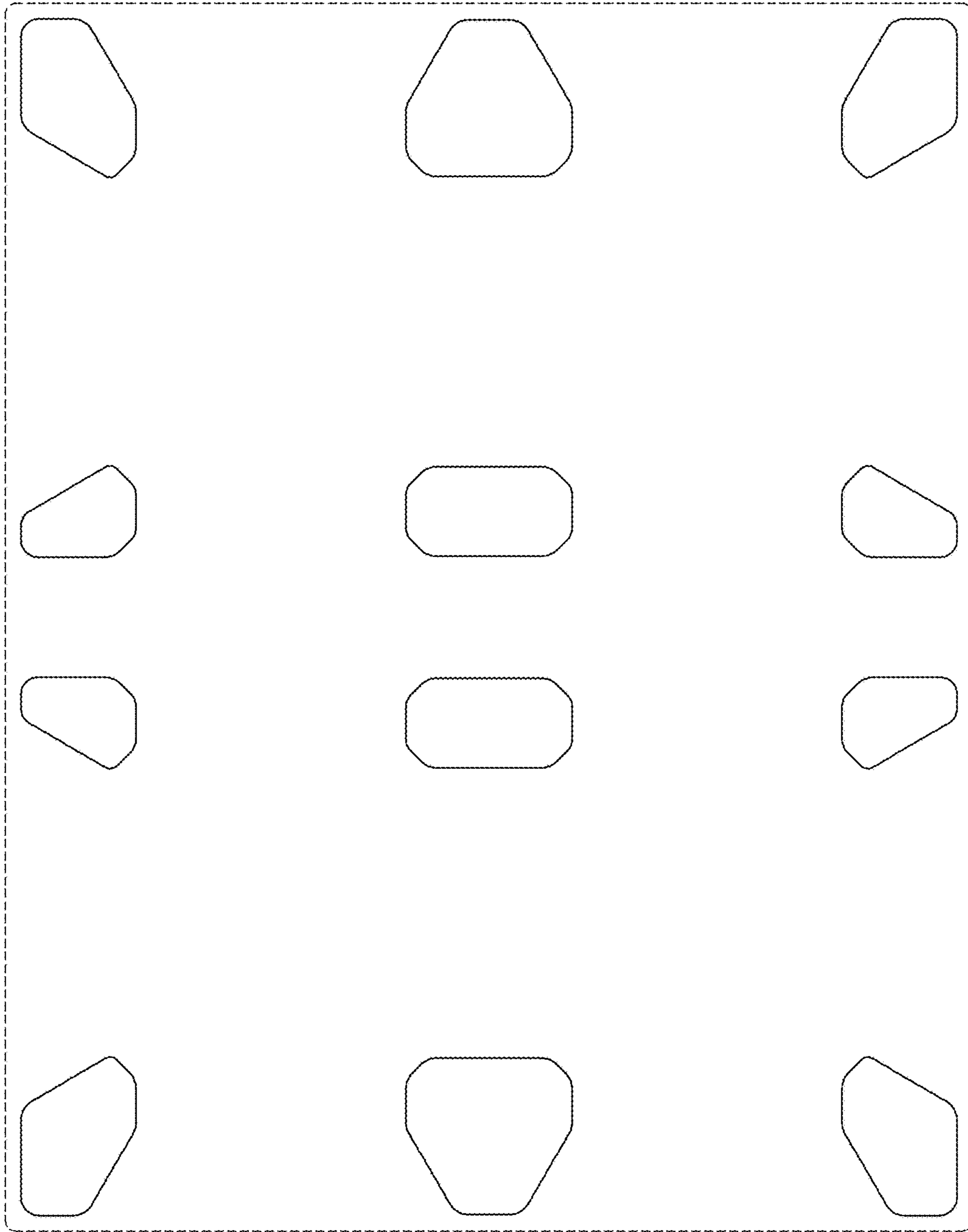
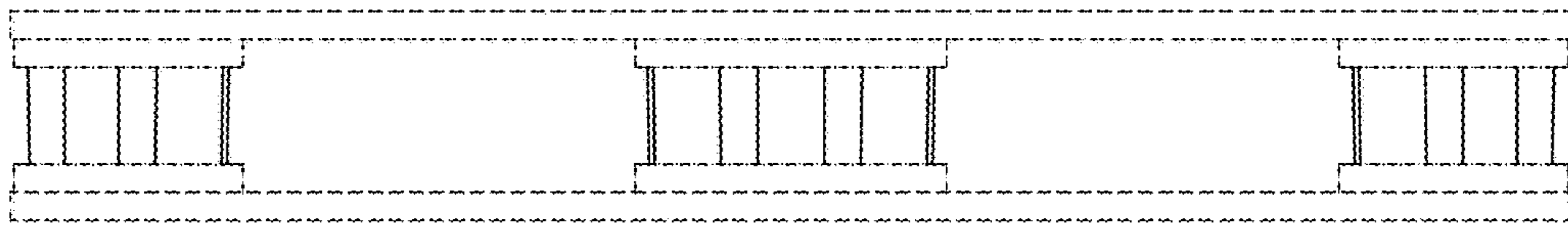


FIG. 3

FIG. 4



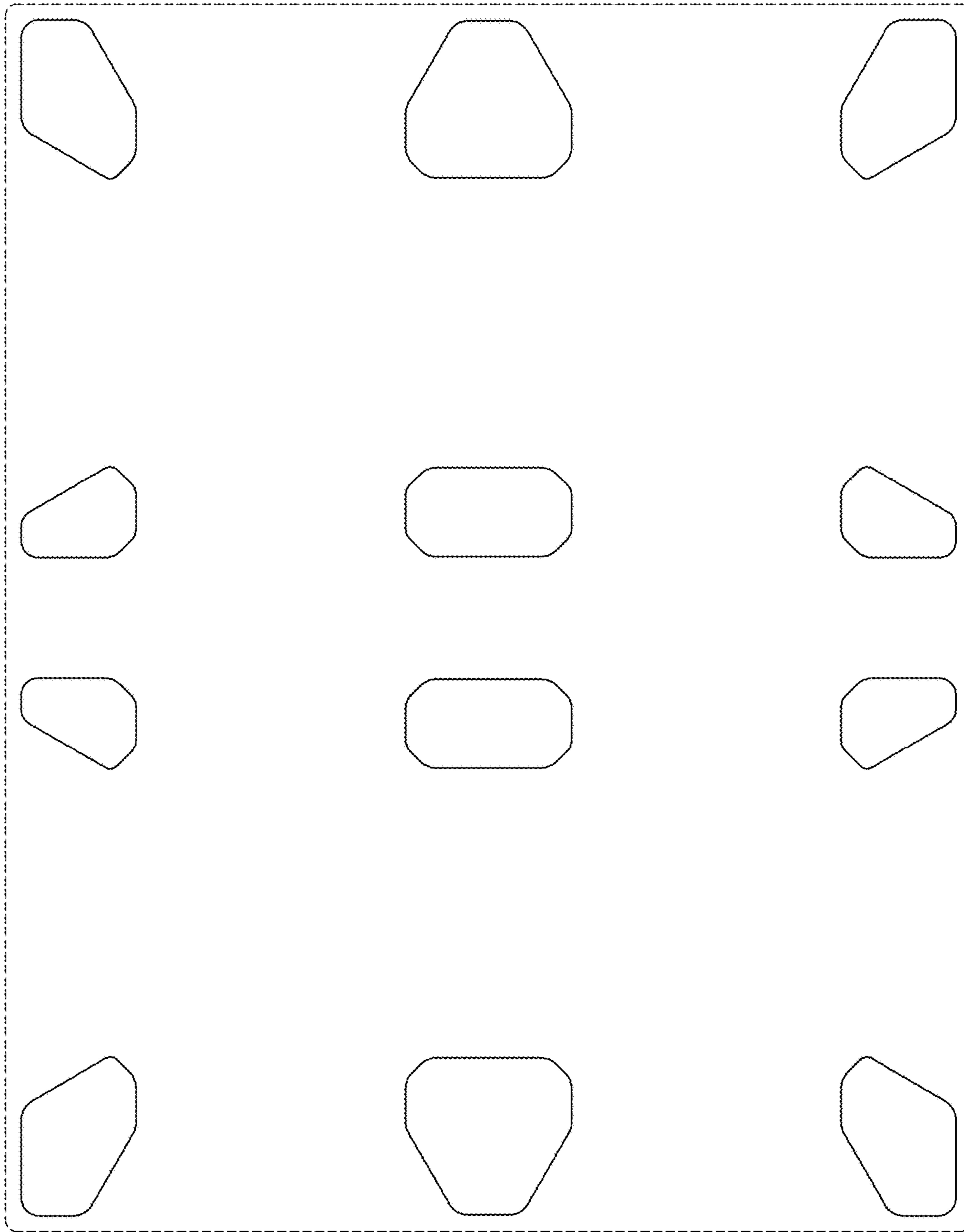


FIG. 5

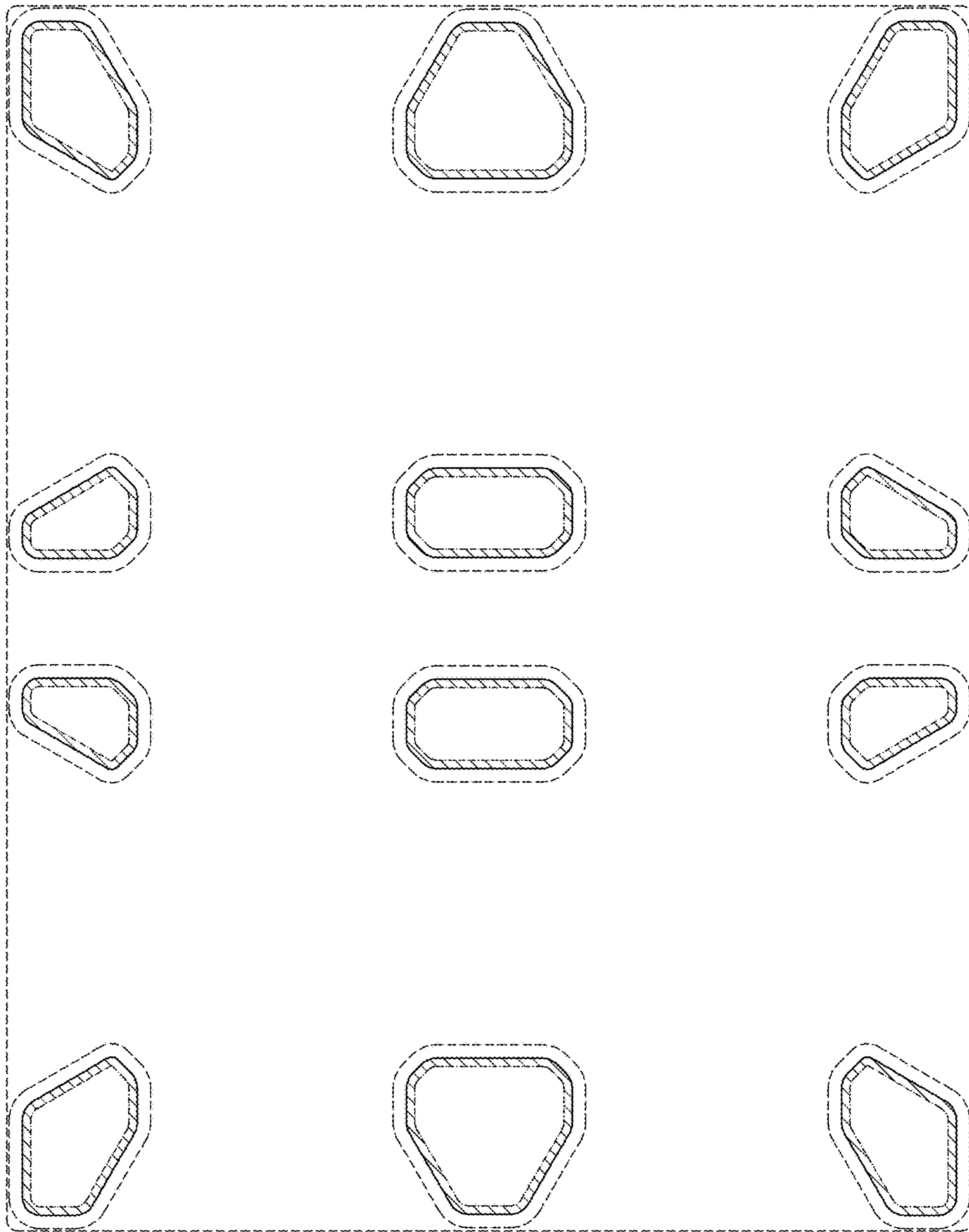


FIG. 6






FIG. 7