

US00D799771S

(12) **United States Design Patent** (10) **Patent No.:** **US D799,771 S**
Toll (45) **Date of Patent:** **** Oct. 10, 2017**

(54) **LOTTERY TICKET SCRATCHER**
(71) Applicant: **Darcy Toll**, Prince George (CA)
(72) Inventor: **Darcy Toll**, Prince George (CA)
(**) Term: **15 Years**

(21) Appl. No.: **29/576,380**
(22) Filed: **Sep. 2, 2016**

(51) **LOC (10) Cl.** **07-05**
(52) **U.S. Cl.**
USPC **D32/46**
(58) **Field of Classification Search**
USPC D3/207-212; D32/40, 42-43, 46-49
CPC A47L 13/08; A47J 43/288; B08B 1/04;
B08B 1/005

See application file for complete search history.

(56) **References Cited**

U.S. PATENT DOCUMENTS

D17,295 S * 5/1887 Legler D32/42
960,624 A * 6/1910 Compton A46B 15/0002
15/105
D146,976 S * 6/1947 Lesley D3/212
D147,642 S * 10/1947 Dreher D3/211
D168,999 S * 3/1953 Isaacs 114/244
D212,384 S * 10/1968 Darge D28/30
D269,944 S * 8/1983 Young D32/40
D293,266 S * 12/1987 Stanich D3/210
5,437,074 A * 8/1995 White A47L 13/02
15/105
D392,841 S * 3/1998 Chastaine D7/412
5,956,788 A * 9/1999 Henke B44D 3/164
7/105
D435,154 S * 12/2000 Garon D32/42
D545,516 S * 6/2007 Munro D32/40
D552,814 S * 10/2007 Munro D32/40
D609,992 S * 2/2010 Delaney D32/49
D620,659 S * 7/2010 Christie D32/46
D677,847 S * 3/2013 Thompson D32/46
D680,700 S * 4/2013 Ung D32/46
D709,344 S * 7/2014 Adelman B25B 15/00
D3/208

D768,460 S * 10/2016 Adelman D8/105
D768,980 S * 10/2016 Alexander D3/210
D772,679 S * 11/2016 Hawker D3/210

(Continued)

FOREIGN PATENT DOCUMENTS

CN 302989760 * 11/2014
GB 4030616 * 7/2013

OTHER PUBLICATIONS

AmazonSmile : Camp Chef Pan Scraper, review date Dec. 30, 2013,
https://smile.amazon.com/Camp-Chef-PS2-PAN-SCRAPER/dp/B0014IGXVM/ref=sr_1_841?s=lawn-garden&ie=UTF8&qid=1497644069&sr=1-841-spons&keywords=grill+scraper&psc=1, [site visited Jun. 16, 2017 4:15:45 PM].*

(Continued)

Primary Examiner — John Windmuller

Assistant Examiner — John R Yeh

(74) *Attorney, Agent, or Firm* — Cameron IP

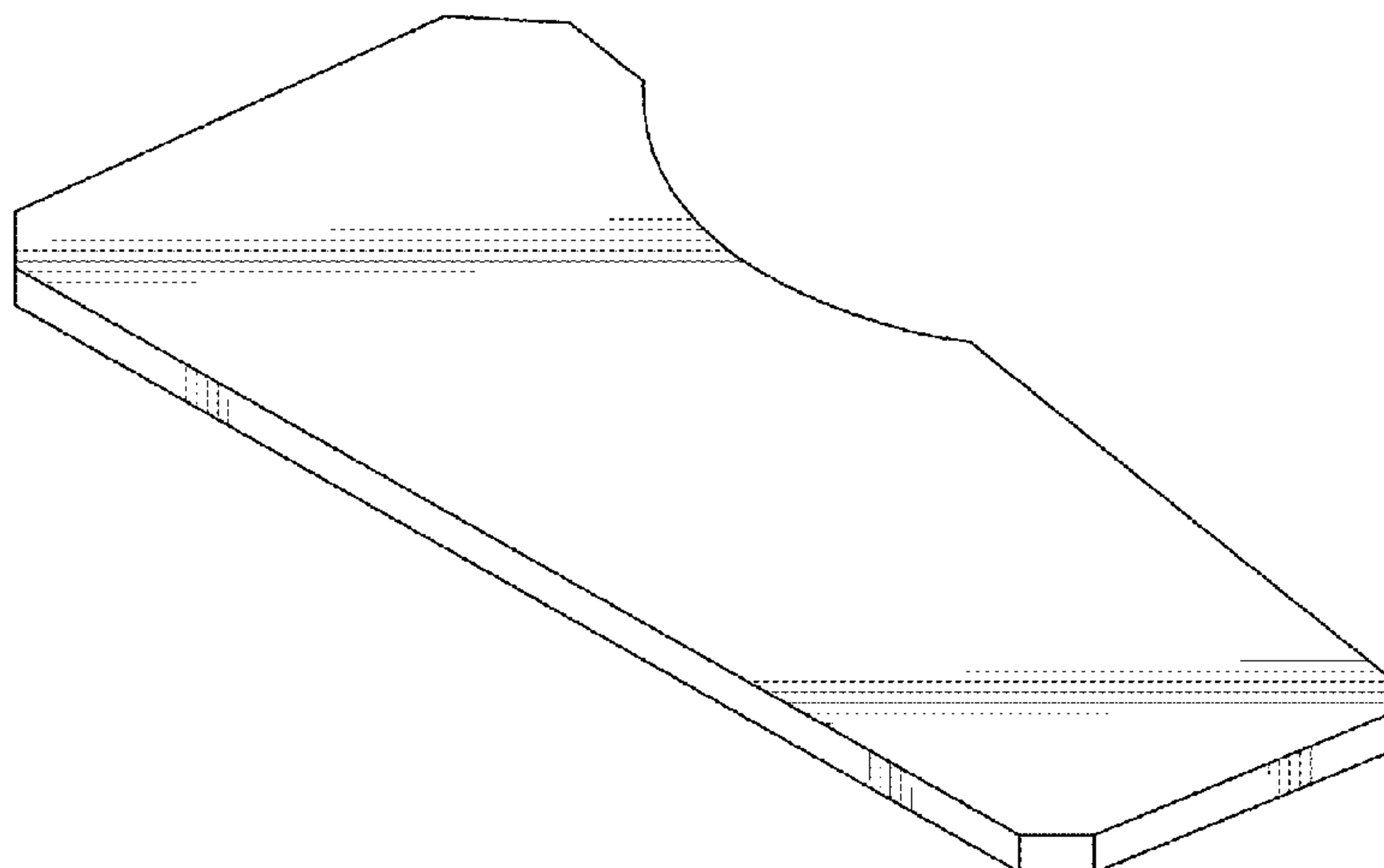
(57) **CLAIM**

The ornamental design for a lottery ticket scratcher, as shown and described.

DESCRIPTION

FIG. 1 is a first side, bottom, first end perspective view of the lottery ticket scratcher, embodying the design;
FIG. 2 is a first side elevation view of the lottery ticket scratcher shown in FIG. 1;
FIG. 3 is a second side elevation view thereof, the second side being opposite the first side thereof.
FIG. 4 is a top plan view thereof;
FIG. 5 is a bottom plan view thereof;
FIG. 6 is a first end elevation view thereof; and,
FIG. 7 is a second end elevation view thereof, the second end being opposite the first end thereof.

1 Claim, 5 Drawing Sheets



(56)

References Cited

U.S. PATENT DOCUMENTS

D788,447 S * 6/2017 Barber D3/210

OTHER PUBLICATIONS

AmazonSmile : Poker Theme—Scratcher Buddy, website 2017,
https://smile.amazon.com/...heme-ScratcherBuddy-Keychain-Black/dp/B00YJG9QU6/ref=sr_1_cc_7?s=aps&ie=UTF8&qid=1497644171&sr=1-7-catcorr&keywords=lottery+ticket+scratcher, [site visited Jun. 16, 2017 4:17:09 PM].*

* cited by examiner

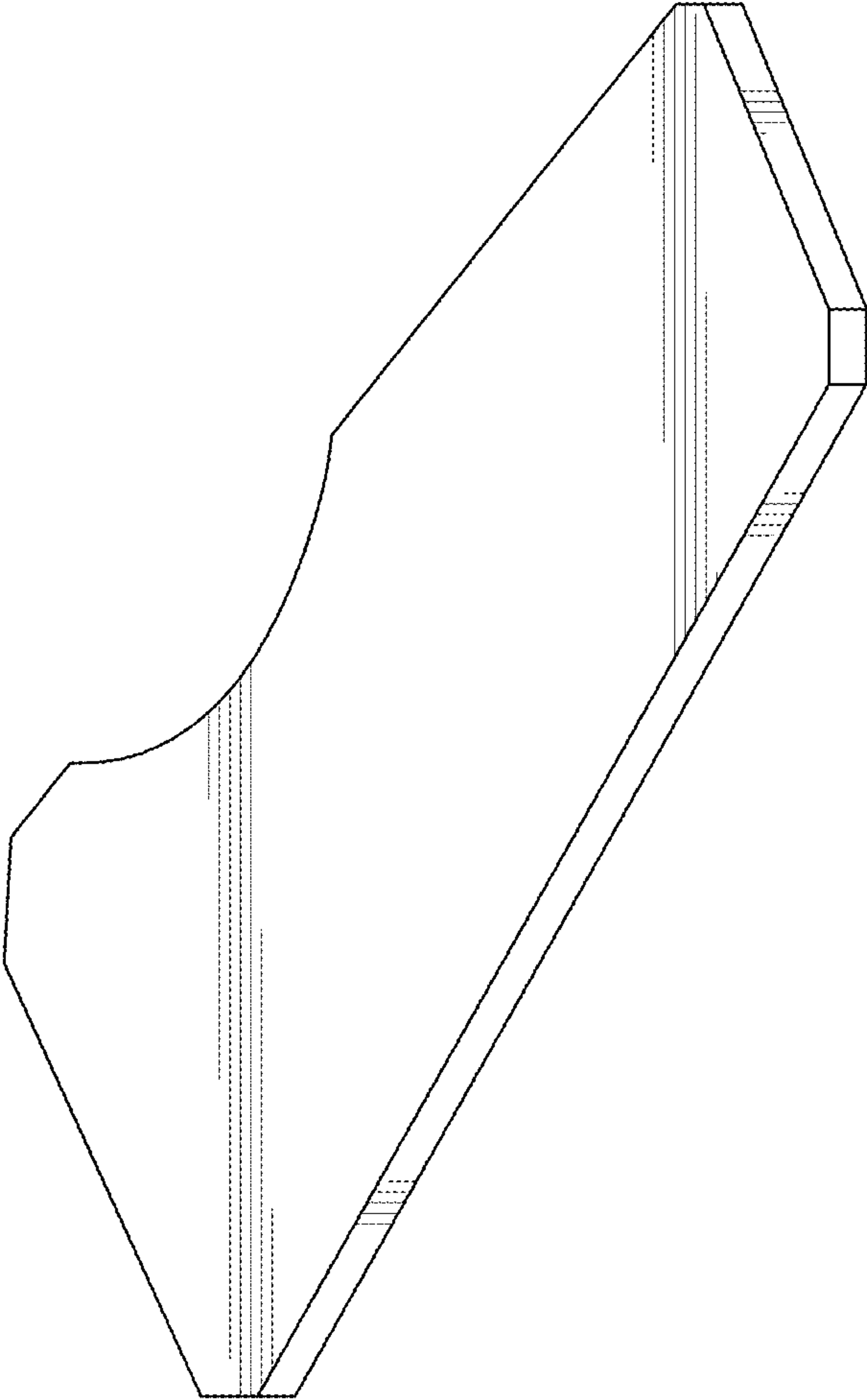


FIG. 1

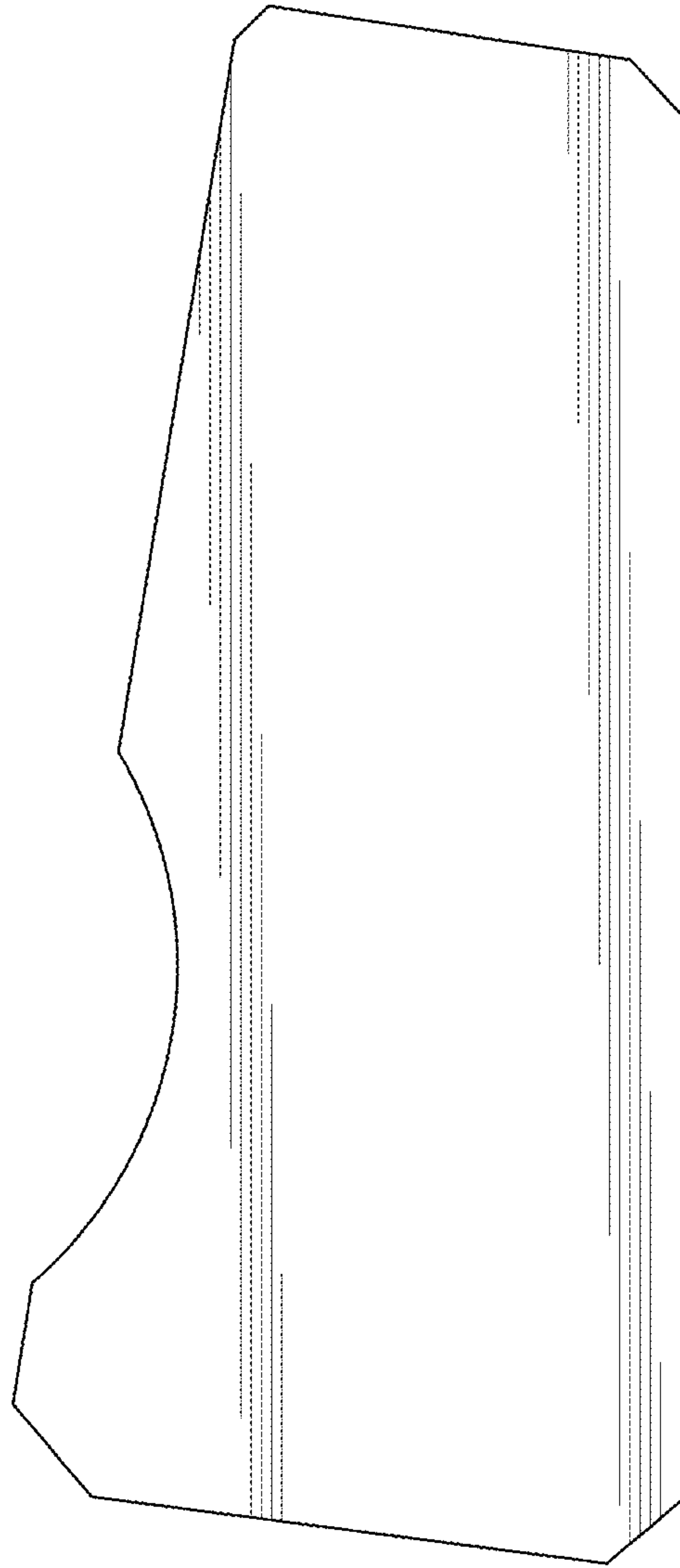


FIG. 2

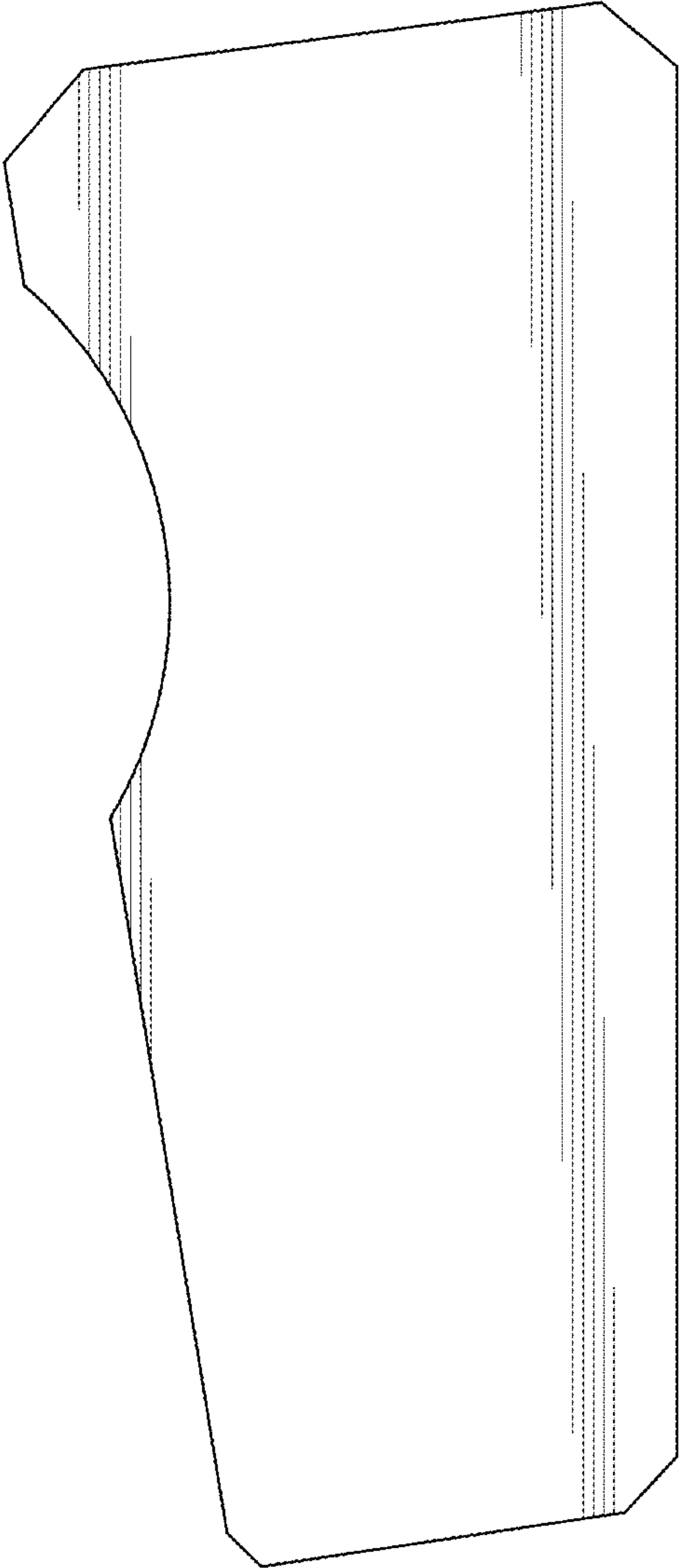


FIG. 3



FIG. 4



FIG. 5




FIG. 7



FIG. 6