



US00D799769S

(12) **United States Design Patent** (10) **Patent No.:** **US D799,769 S**
Lee et al. (45) **Date of Patent:** **** Oct. 10, 2017**

(54) **VACUUM CLEANER**

FOREIGN PATENT DOCUMENTS

(71) Applicant: **Samsung Electronics Co., Ltd.**,
Suwon-si (KR)

CN 201430235786.6 12/2014
EM 001312409 2/2012
KR 30-2003-0018478 12/2006

(72) Inventors: **Hwan-Dong Lee**, Cheonahn-Si (KR);
Young-Jin Kim, Gunpo-si (KR);
Yeon-Young Nam, Goyang-Si (KR)

OTHER PUBLICATIONS

(73) Assignee: **Samsung Electronics Co., Ltd.**,
Suwon-si (KR)

Hoover. "Hoover Presto 2-in-1 Cordless Stick Vacuum, BH20090".
[2011] www.amazon.com. <http://www.amazon.com/Hoover-Presto-Cordless-Vacuum-BH20090/dp/B005F5J711/ref=sr_1_13?ie=UTF8&qid=1422845099&sr=8-13&keywords=Hoover+cordless>.

(**) Term: **15 Years**

(Continued)

(21) Appl. No.: **29/547,223**

Primary Examiner — Ruth McInroy

(22) Filed: **Dec. 2, 2015**

(74) *Attorney, Agent, or Firm* — NSIP Law

(30) **Foreign Application Priority Data**

Jun. 4, 2015 (KR) 30-2015-0028200

(51) **LOC (10) Cl.** **15-05**

(52) **U.S. Cl.**
USPC **D32/32**

(58) **Field of Classification Search**
USPC D32/17-18, 22, 31, 34, 45, 50-51,
D32/32-33; D8/374, 323, 325
CPC A47L 5/24; A47L 5/28; A47L 5/34; A47L
7/0038; A47L 9/325; A47L 9/02; A47L
11/34; A47L 11/4086; A47L 13/26; A47L
13/225; A47L 13/22; B08B 9/0323; A23C
3/031

See application file for complete search history.

(56) **References Cited**

U.S. PATENT DOCUMENTS

D473,687 S * 4/2003 Kaffenberger D32/33
D499,518 S * 12/2004 Downey D32/32
D564,158 S * 3/2008 Crevling, Jr. D32/32
D655,468 S * 3/2012 Karsan D32/33
D720,104 S * 12/2014 Santiago D32/32
D741,559 S * 10/2015 Marsden D32/32
D757,378 S * 5/2016 Johnson D32/32
D762,031 S * 7/2016 Niedzwecki D32/32

(Continued)

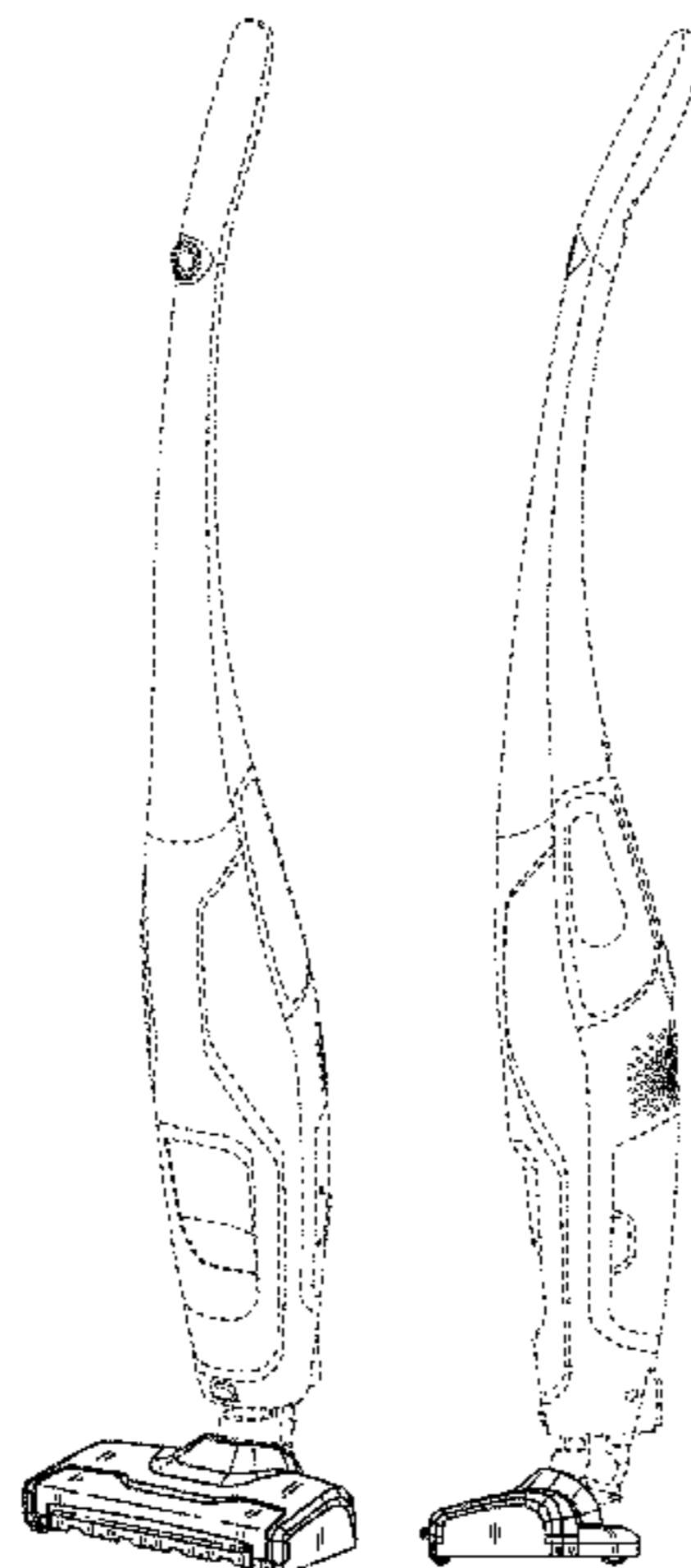
(57) **CLAIM**

We claim the ornamental design for a vacuum cleaner, as shown and described.

DESCRIPTION

FIG. 1 is a front perspective view of a vacuum cleaner showing our new design;
FIG. 2 is a front view thereof;
FIG. 3 is a rear view thereof;
FIG. 4 is a left-side view thereof;
FIG. 5 is a right-side view thereof;
FIG. 6 is a top view thereof;
FIG. 7 is a bottom view thereof; and,
FIG. 8 is a rear perspective view thereof; and,
FIG. 9 is enlarged view of encircled portion in FIG. 3.
The broken lines in the figures show portions of the vacuum cleaner which form no part of the claimed design. The dot-dash broken lines encircling portions of the claimed design that are illustrated in enlargements form no part of the claimed design.

1 Claim, 8 Drawing Sheets



(56)

References Cited

U.S. PATENT DOCUMENTS

D770,109 S * 10/2016 Chu, Jr. D32/32
D778,517 S * 2/2017 Perin D32/32

OTHER PUBLICATIONS

Electrolux. "Vacuum Cleaner ZB2933". [2015] www.electrolux.co.kr.<http://www.electrolux.co.kr/Products/%EC%B2%AD%EC%86%8C%EA%B8%B0%EB%AC%B4%EC%84%A0_%EC%B2%AD%EC%86%8C%EA%B8%B0/ZB2933>.

* cited by examiner

FIG. 1

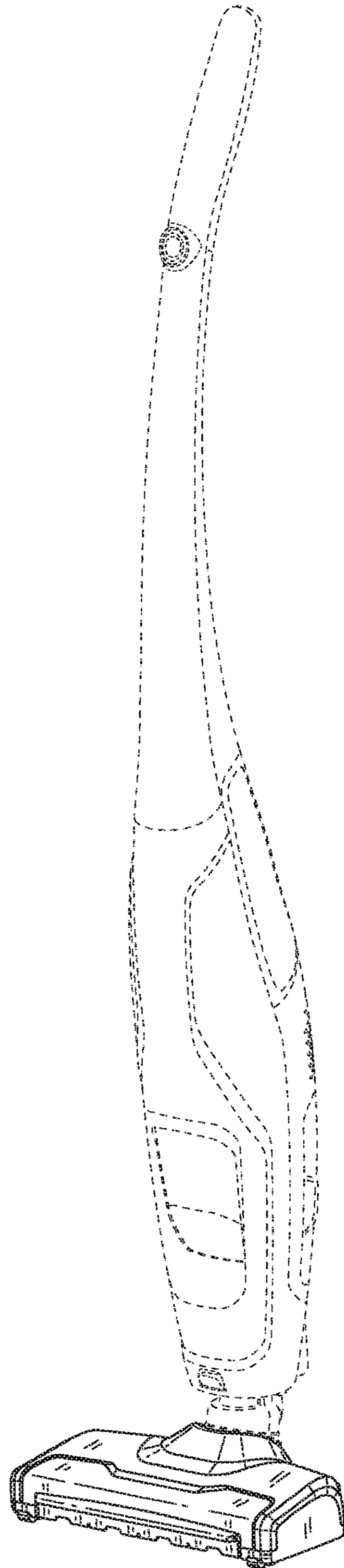


FIG. 2

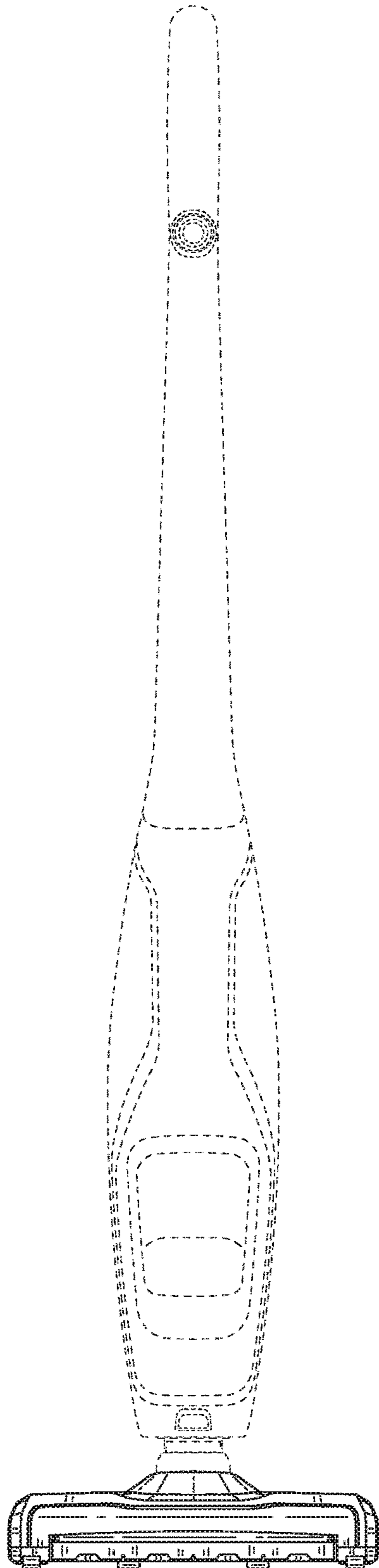


FIG. 3

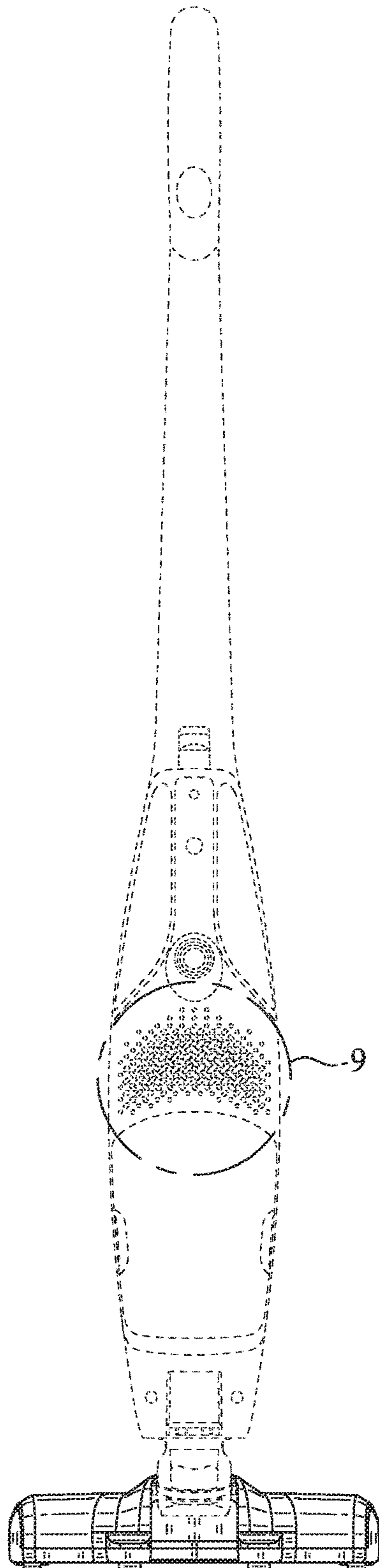


FIG. 4

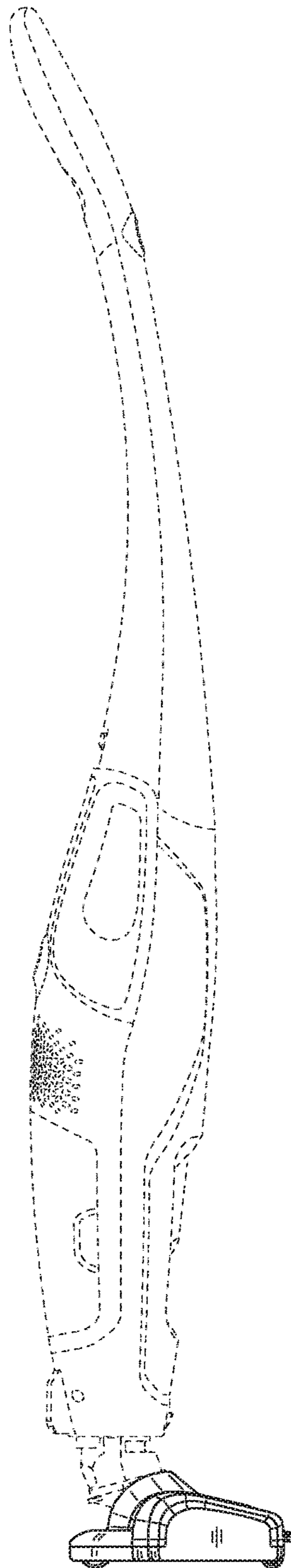


FIG. 5

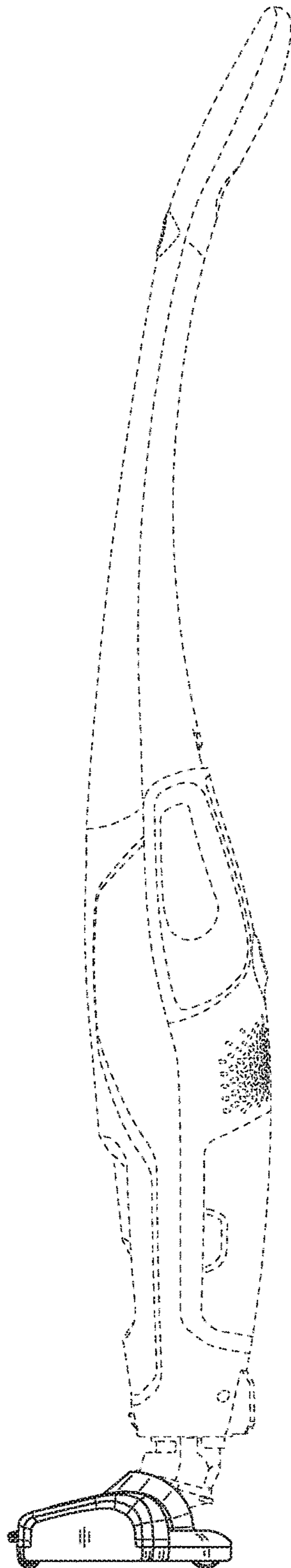


FIG. 6

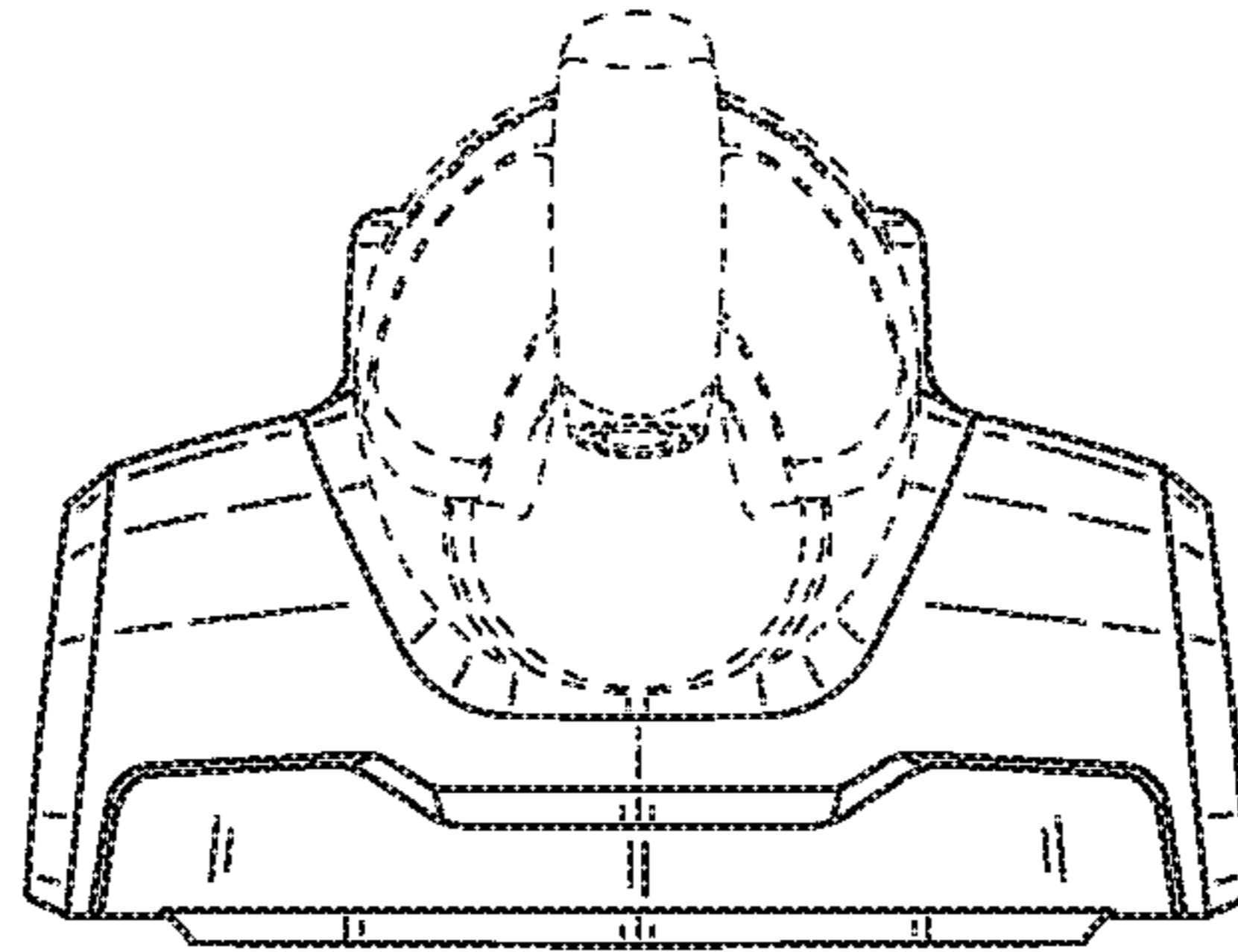


FIG. 7

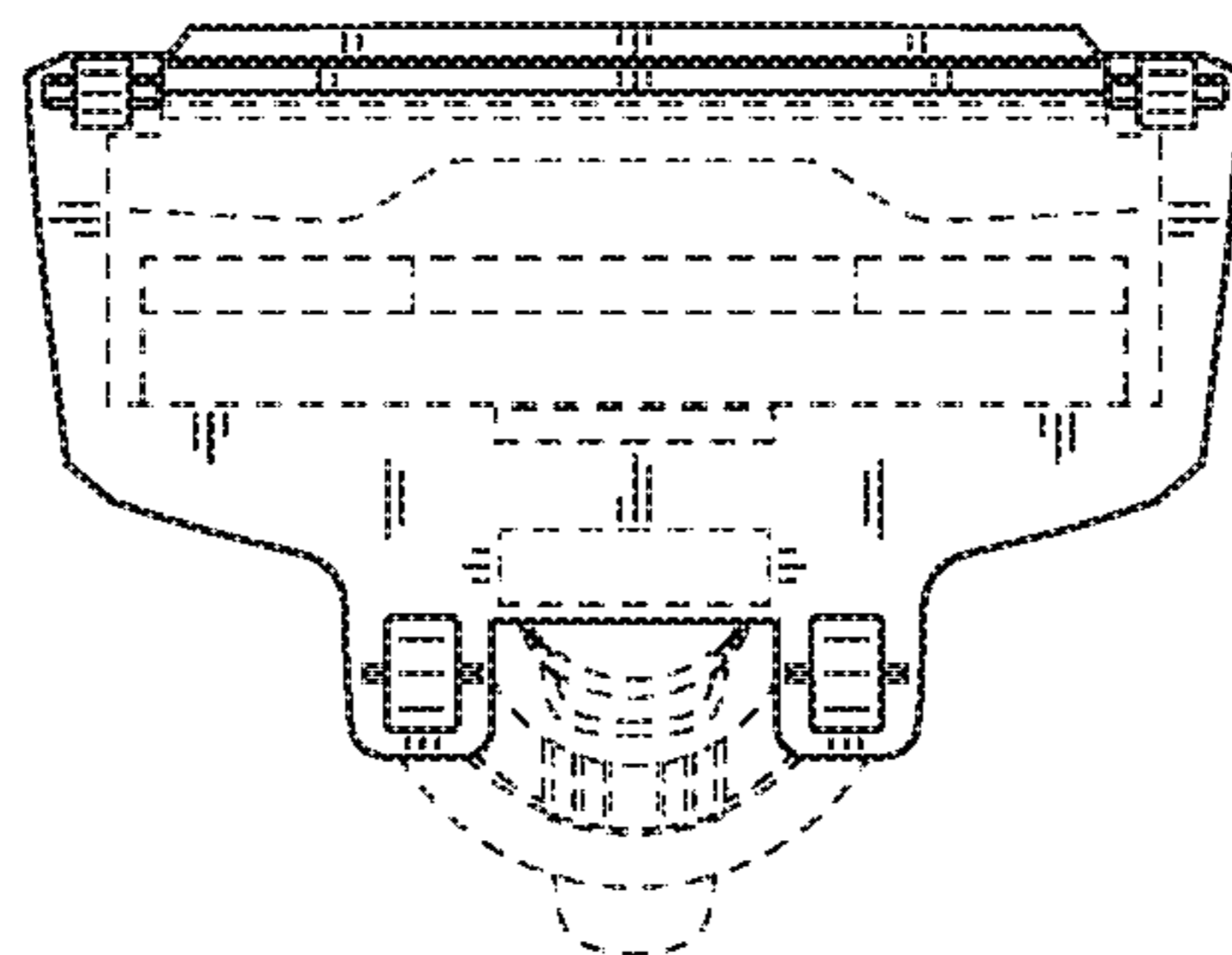


FIG. 8

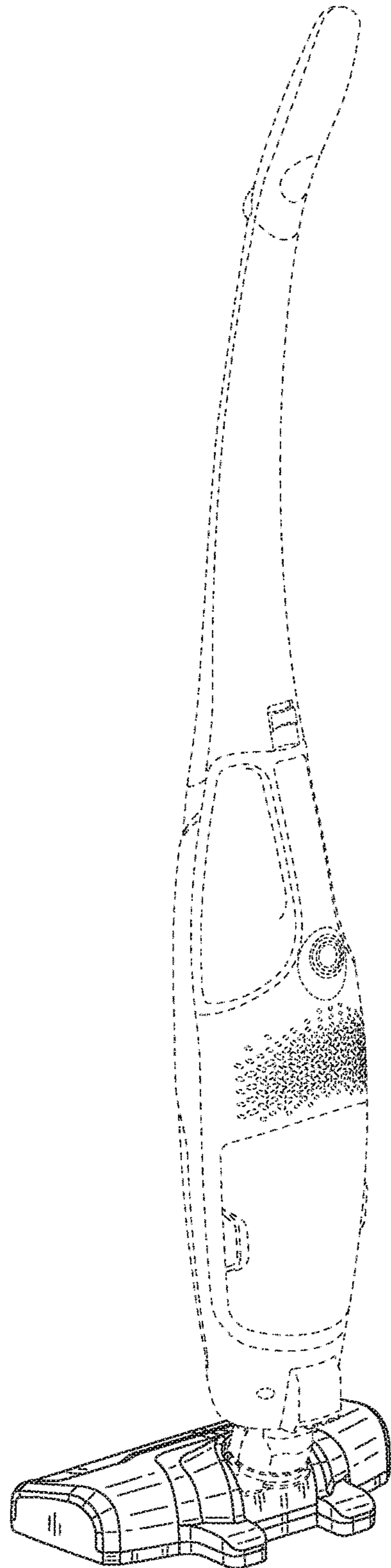


FIG. 9

