



US00D799762S

(12) **United States Design Patent**
Baldwin et al.

(10) **Patent No.:** **US D799,762 S**

(45) **Date of Patent:** **** Oct. 10, 2017**

(54) **SPRAYER FOR DISHWASHER**

3,932,966 A * 1/1976 Stern B24D 9/08
451/359

(71) Applicant: **WHIRLPOOL CORPORATION**,
Benton Harbor, MI (US)

D274,853 S * 7/1984 Withers, Sr. D32/25
5,167,248 A * 12/1992 Tuller A47L 15/488
134/57 D

(72) Inventors: **Mark W. Baldwin**, Saint Joseph, MI
(US); **Michael S. Seeley**, South Haven,
MI (US); **Ameresh B. Viswanathan**,
Saint Joseph, MI (US)

(Continued)

FOREIGN PATENT DOCUMENTS

(73) Assignee: **Whirlpool Corporation**, Benton
Harbor, MI (US)

KR 300633762.0000 * 3/2012

OTHER PUBLICATIONS

(**) Term: **15 Years**

Calling NEFF dishwasher owners, forum post Nov. 27, 2013,
<https://www.pistonheads.com/gassing/topic.asp?t=1354534> [site
visited May 26, 2017 5:46:34 PM].*

(21) Appl. No.: **29/549,226**

Primary Examiner — John Windmuller
Assistant Examiner — John R Yeh

(22) Filed: **Dec. 21, 2015**

(57) **CLAIM**

Related U.S. Application Data

(62) Division of application No. 29/476,271, filed on Dec.
12, 2013, now Pat. No. Des. 748,352.

The ornamental design for a sprayer for dishwasher, as
shown and described.

(51) **LOC (10) Cl.** **15-05**

DESCRIPTION

(52) **U.S. Cl.**
USPC **D32/3**

(58) **Field of Classification Search**
USPC D32/1-3
CPC A47L 15/428; A47L 15/22-15/23; A47L
15/42

FIG. 1 is a perspective view for a sprayer for dishwasher
showing our new design, which is illustrated in an exem-
plary location in a dishwasher;
FIG. 2 is an enlarged perspective view of a sprayer for
dishwasher;
FIG. 3 is a front view thereof, the rear view being a mirror
image thereof;
FIG. 4 is a right side view thereof, the left side being a mirror
image thereof; and,
FIG. 5 is a top view thereof.

See application file for complete search history.

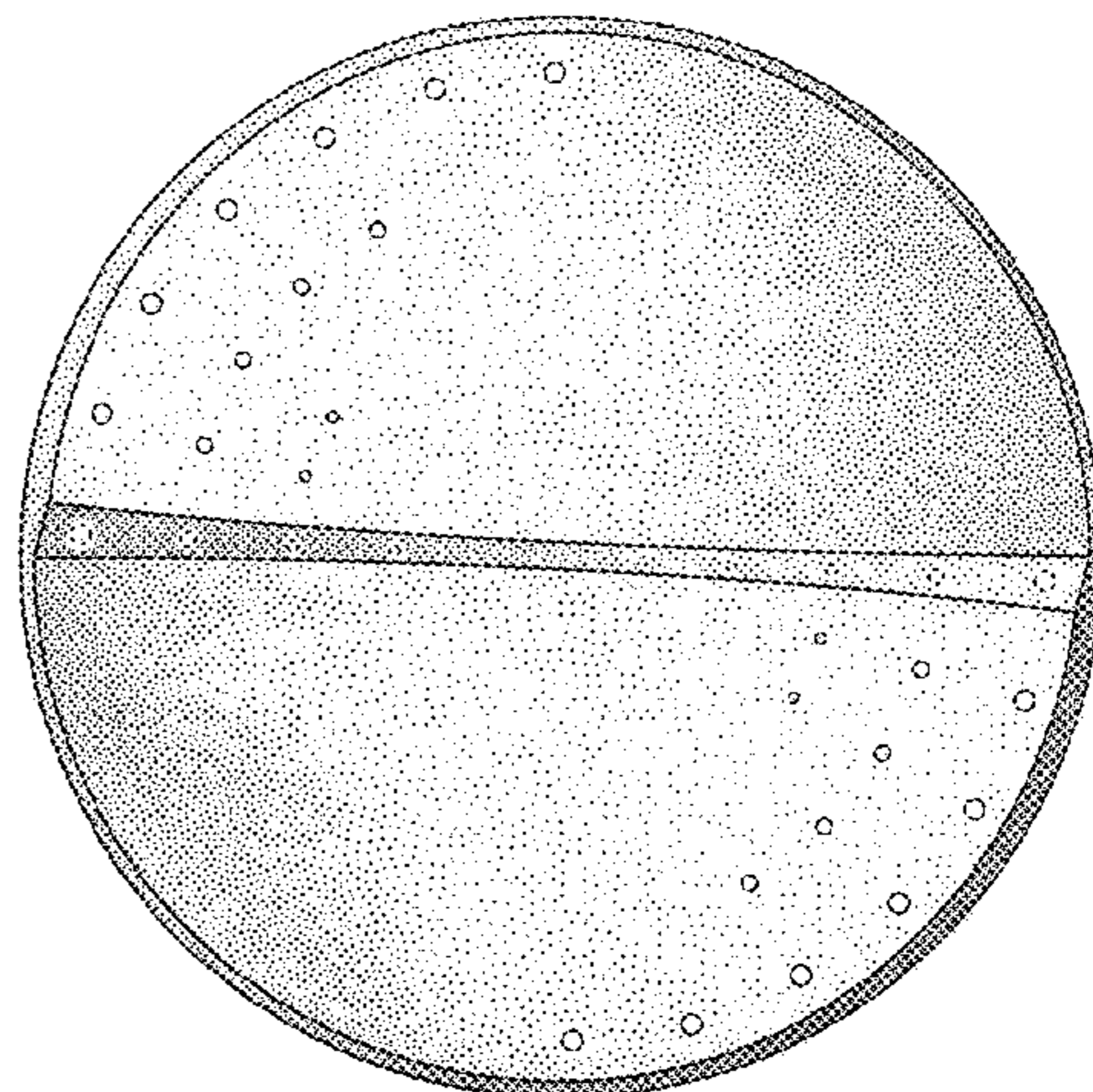
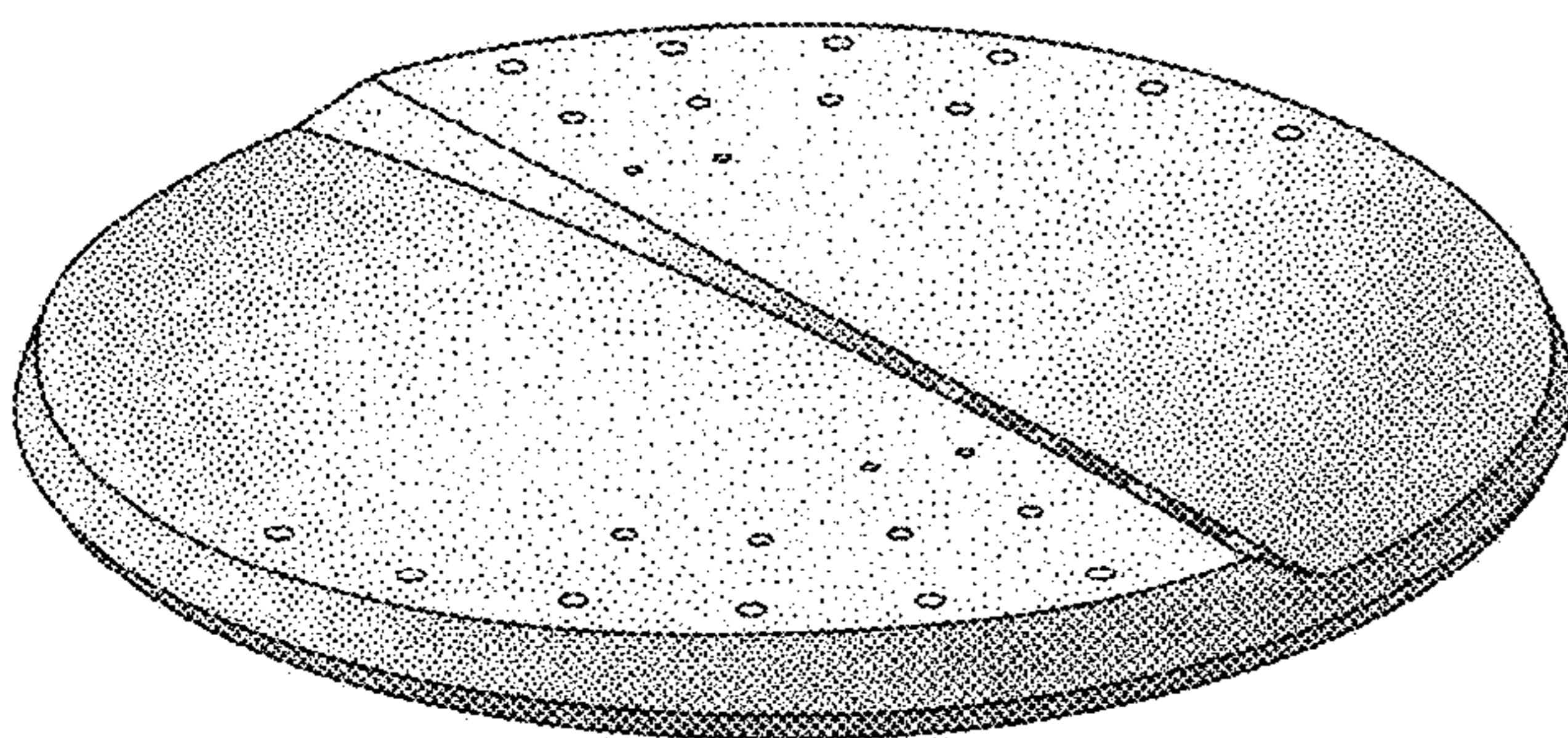
(56) **References Cited**

U.S. PATENT DOCUMENTS

1,524,547 A * 1/1925 Giacobbe B01D 29/085
100/297
2,872,076 A * 2/1959 Bloom D06F 39/022
222/181.2
2,880,740 A * 4/1959 Peglow A47L 15/4225
134/188
3,334,750 A * 8/1967 Ullman, Jr. A47L 15/4204
134/111

The solid line circles in the claim illustrate holes. The areas
inside the solid line circles are not part of the claimed design.
The broken line holes on the article illustrate boundaries of
the claim and are not part of the claimed design. The
additional broken lines in FIG. 1 illustrate environment and
form no part of the claimed design.

1 Claim, 3 Drawing Sheets



(56)

References Cited

U.S. PATENT DOCUMENTS

5,570,145 A * 10/1996 Soneda H01J 9/2273
 396/547
 6,122,009 A * 9/2000 Ueda H01L 27/14618
 348/335
 D440,276 S * 4/2001 Slothower D23/213
 D487,601 S * 3/2004 Gibis D32/29.1
 D533,200 S * 12/2006 Braunschweig D15/126
 D643,509 S * 8/2011 O'Brien D23/213
 D645,065 S * 9/2011 Braunschweig D15/126
 D718,007 S * 11/2014 Baldwin D32/3
 D720,509 S * 12/2014 Baldwin D32/3
 D748,352 S * 1/2016 Baldwin D32/3
 2003/0003856 A1 * 1/2003 Swei B24D 11/00
 451/526
 2004/0072510 A1 * 4/2004 Kinoshita B24B 53/017
 451/56
 2005/0051201 A1 * 3/2005 Ashton A47L 15/0084
 134/104.1
 2005/0268948 A1 * 12/2005 Jeong A47L 15/4204
 134/104.4
 2007/0295370 A1 * 12/2007 Jerg A47L 15/4291
 134/56 D
 2008/0072936 A1 * 3/2008 Pyo A47L 15/4204
 134/104.4
 2014/0069470 A1 * 3/2014 Baldwin A47L 15/4246
 134/107

* cited by examiner

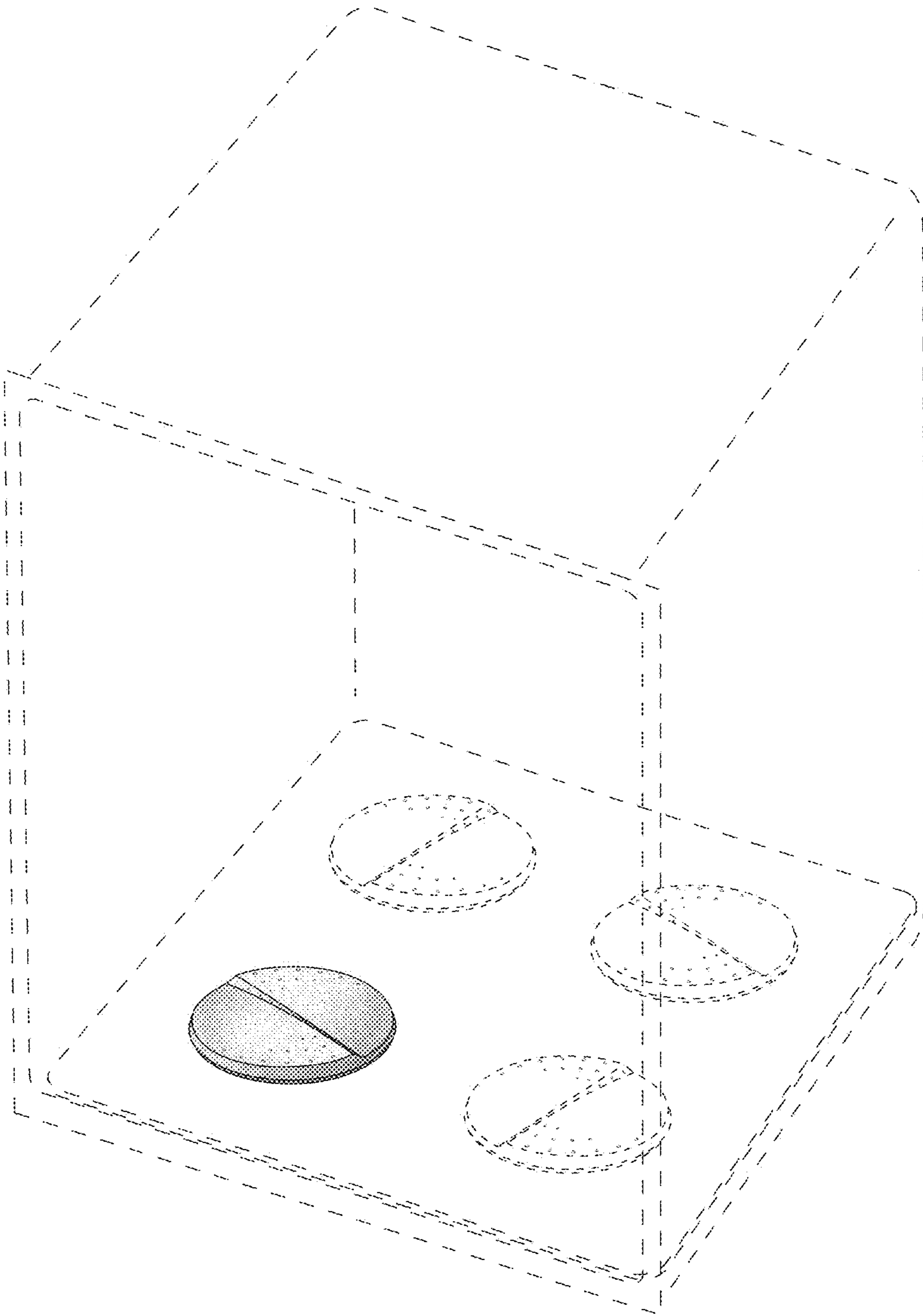


FIG. 1

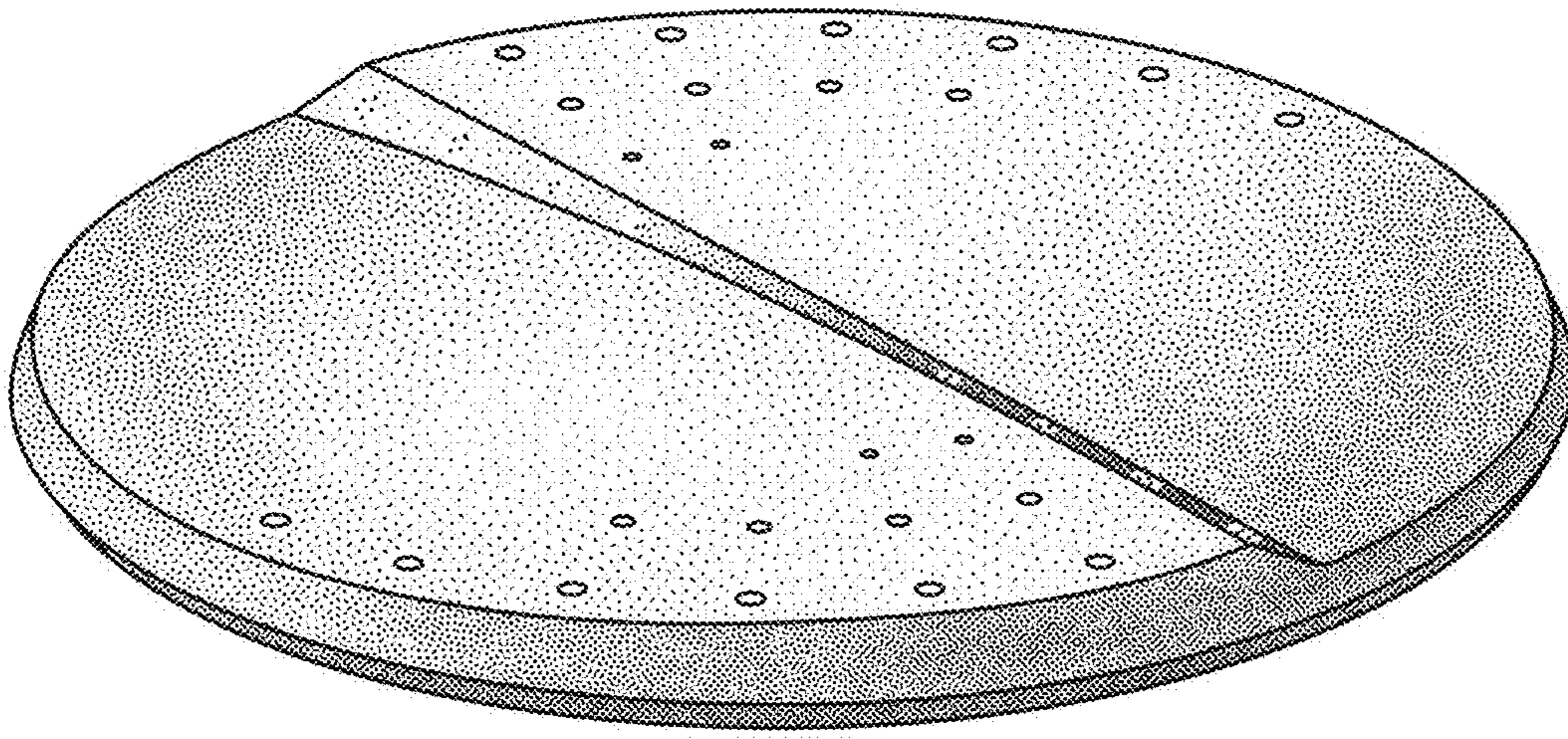


FIG. 2




FIG. 3

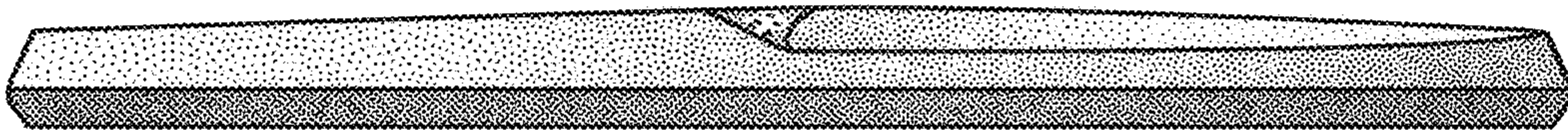


FIG. 4

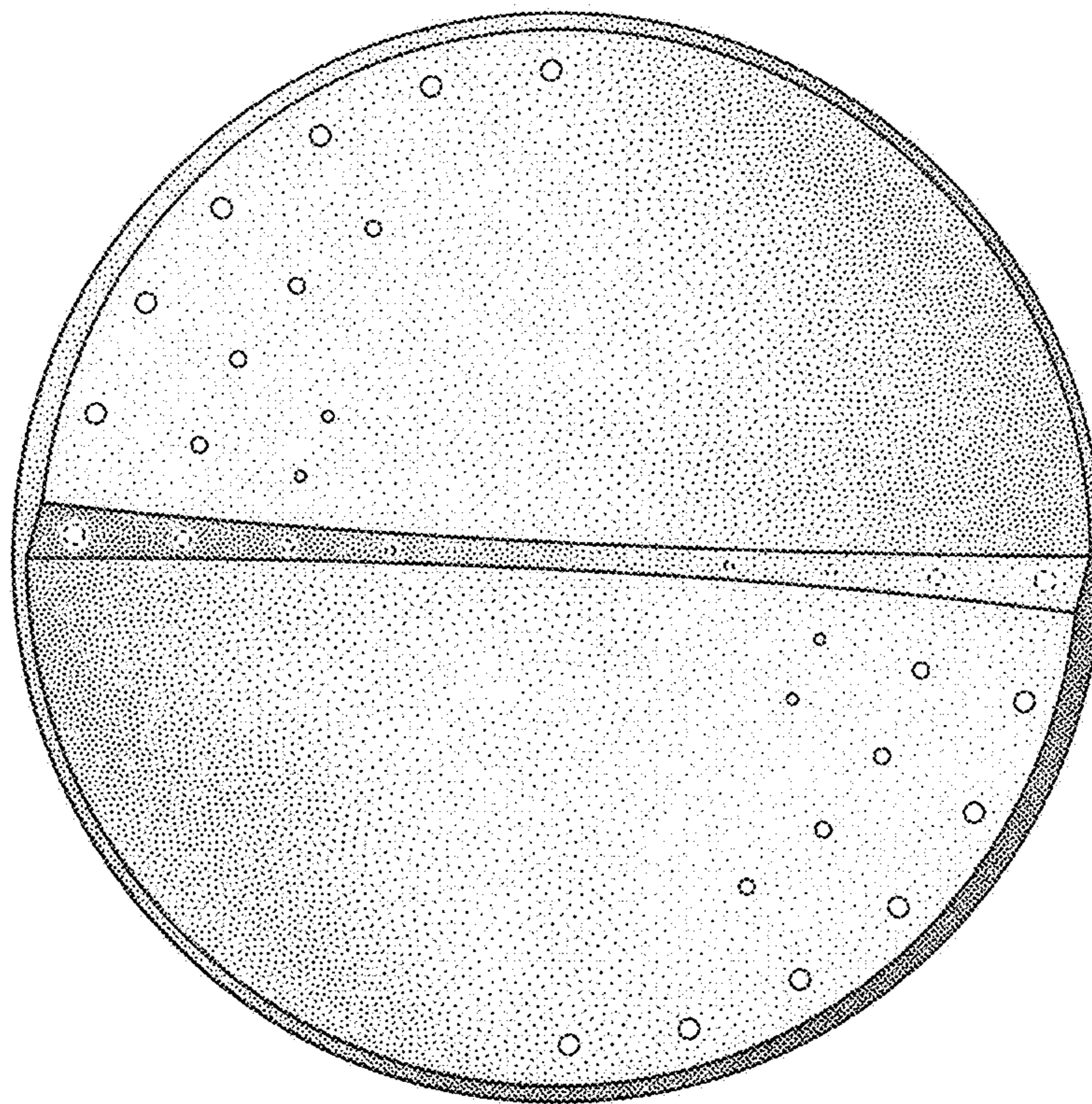


FIG. 5