



US00D799760S

(12) **United States Design Patent**  
**Peng**

(10) **Patent No.:** **US D799,760 S**

(45) **Date of Patent:** **\*\* Oct. 10, 2017**

(54) **PET LITTER SCOOP**

(71) Applicant: **PetSmart Home Office, Inc.**, Phoenix, AZ (US)

(72) Inventor: **Qiu Peng**, Yancheng (CN)

(73) Assignee: **PetSmart Home Office, Inc.**, Phoenix, AZ (US)

(\*\*) Term: **15 Years**

(21) Appl. No.: **29/579,488**

(22) Filed: **Sep. 30, 2016**

(51) **LOC (10) Cl.** ..... **30-99**

(52) **U.S. Cl.**  
USPC ..... **D30/162**

(58) **Field of Classification Search**  
USPC ..... D30/162, 161, 199; 119/867, 161, 166, 119/174; D8/13, 10; D9/430; 294/1.3-1.5, 19.1, 49, 50, 50.5, 55, 179, 294/176, 180, 3, 7, 99.2, 177, 59, 57; 209/418, 419; 15/257.1, 257.2, 1.7; 210/464, 465, 470, 472; D7/692; D21/532; D32/74  
CPC ..... A01K 1/01; A01K 1/011; A01K 1/0128; A01K 1/0132; E01H 1/12; E01H 1/1206; E01H 2001/122; E01H 2001/1226; E01H 2001/1233; E01H 2001/1246; E01H 2001/126; E01H 2001/1266; E01H 2001/1273; E01H 2001/128; B07B 1/00; B07B 1/005; B07B 1/02; E04H 4/1609; F24B 15/08

See application file for complete search history.

(56) **References Cited**

**U.S. PATENT DOCUMENTS**

D485,025 S \* 1/2004 Edwards ..... A47L 13/52  
D30/162  
7,047,907 B1 \* 5/2006 Johnston ..... A01K 1/0114  
119/867

2004/0090073 A1\* 5/2004 Edwards ..... A47L 13/52  
294/1.3  
2007/0277741 A1\* 12/2007 Delman ..... A01K 1/0114  
119/166  
2009/0038553 A1\* 2/2009 Lin ..... A01K 1/0114  
119/166  
2012/0080893 A1\* 4/2012 Bernard ..... A01K 1/0114  
294/1.3  
2013/0292957 A1\* 11/2013 Paculdo ..... A01K 1/0114  
294/179  
2016/0251134 A1\* 9/2016 Takagi ..... A01K 1/0107

\* cited by examiner

*Primary Examiner* — Susan Moon Lee

(74) *Attorney, Agent, or Firm* — Duane Morris LLP

(57) **CLAIM**

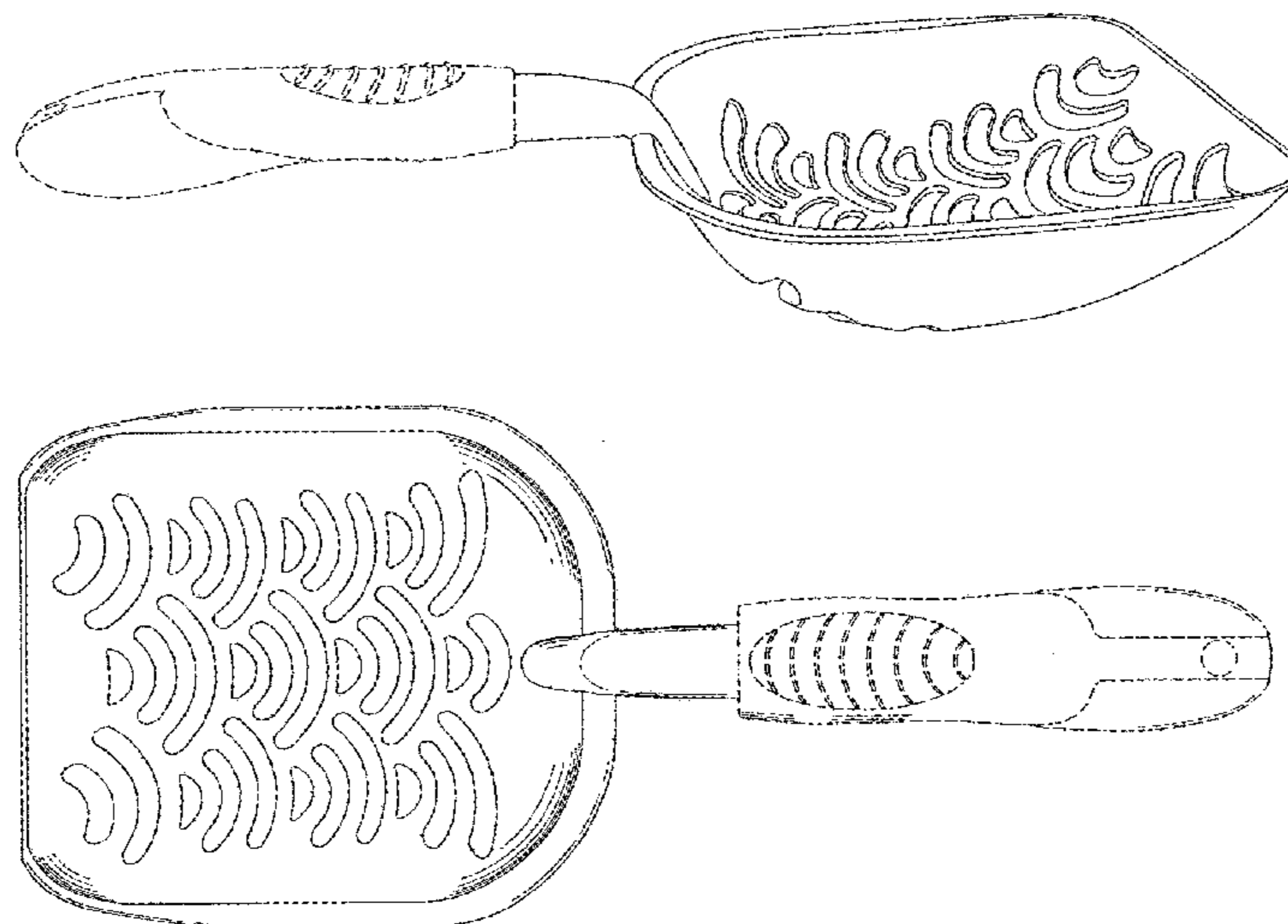
I claim the ornamental design for a pet litter scoop, as shown and described.

**DESCRIPTION**

FIG. 1 is a perspective view of the pet litter scoop.  
FIG. 2 is a top view of the pet litter scoop.  
FIG. 3 is a bottom view of the pet litter scoop.  
FIG. 4 is a left side view of the pet litter scoop.  
FIG. 5 is a right side view of the pet litter scoop.  
FIG. 6 is a front view of the pet litter scoop; and,  
FIG. 7 is a rear view of the pet litter scoop.

The illustrative broken line showing of a handle body throughout the drawing figures depicts an exemplary component of the pet litter scoop that does not form part of the claimed design.

**1 Claim, 7 Drawing Sheets**



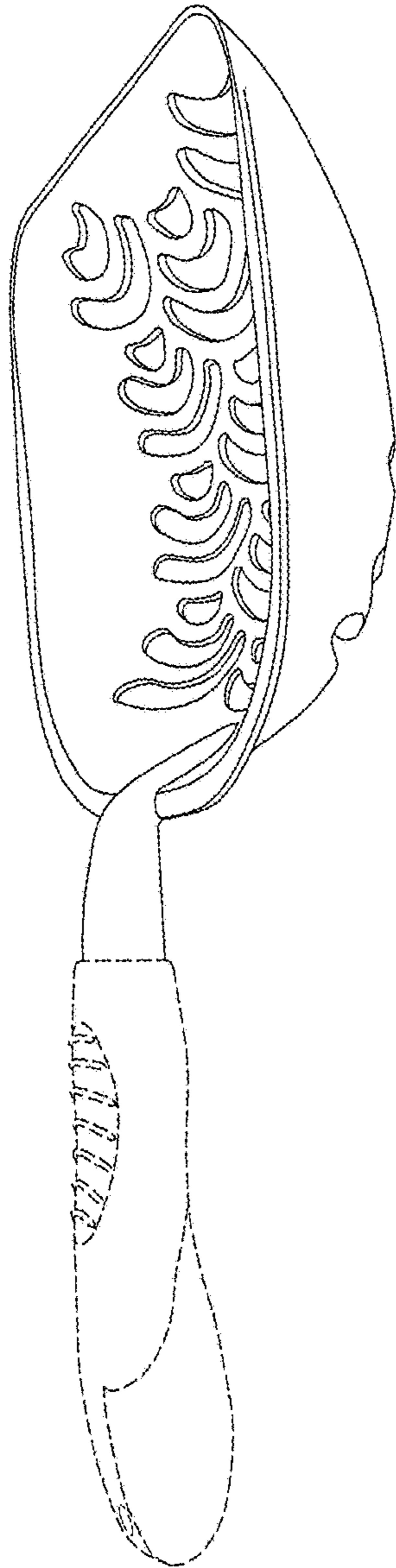


FIG. 1

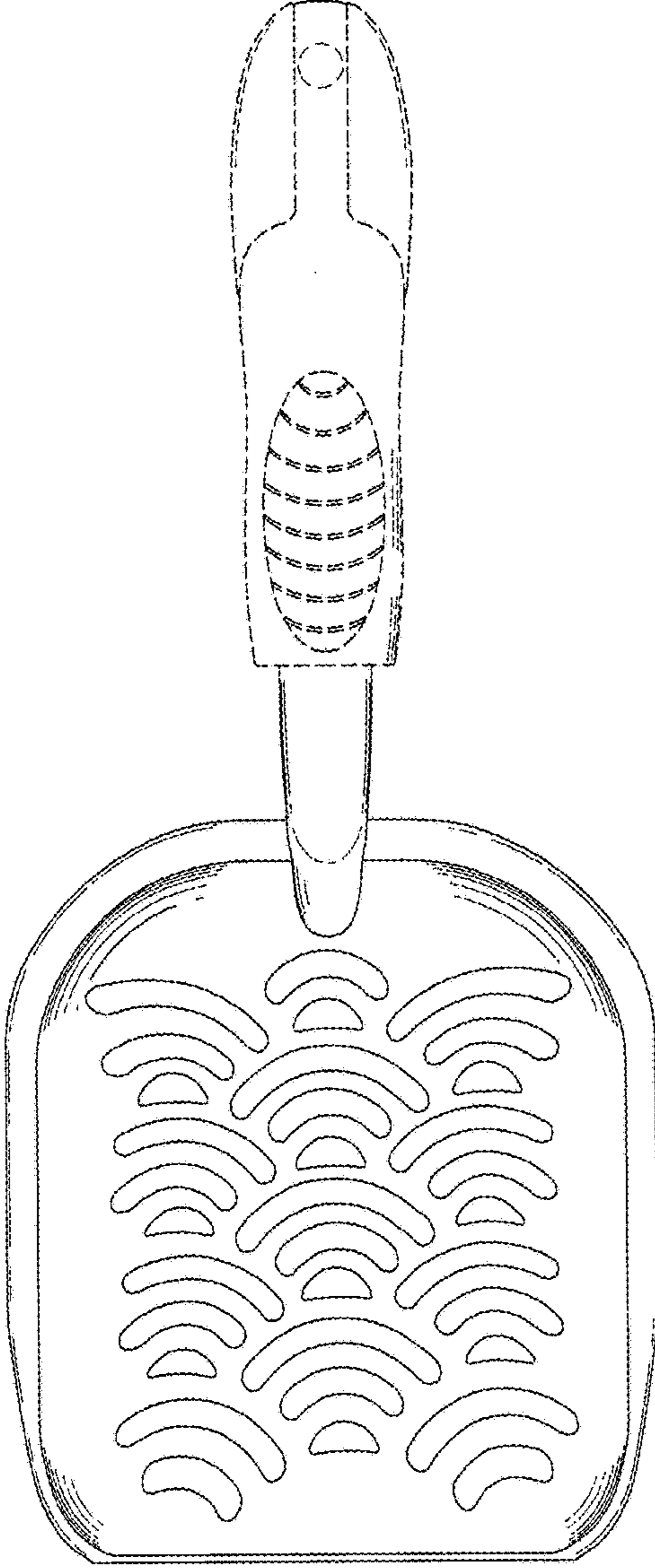


FIG. 2

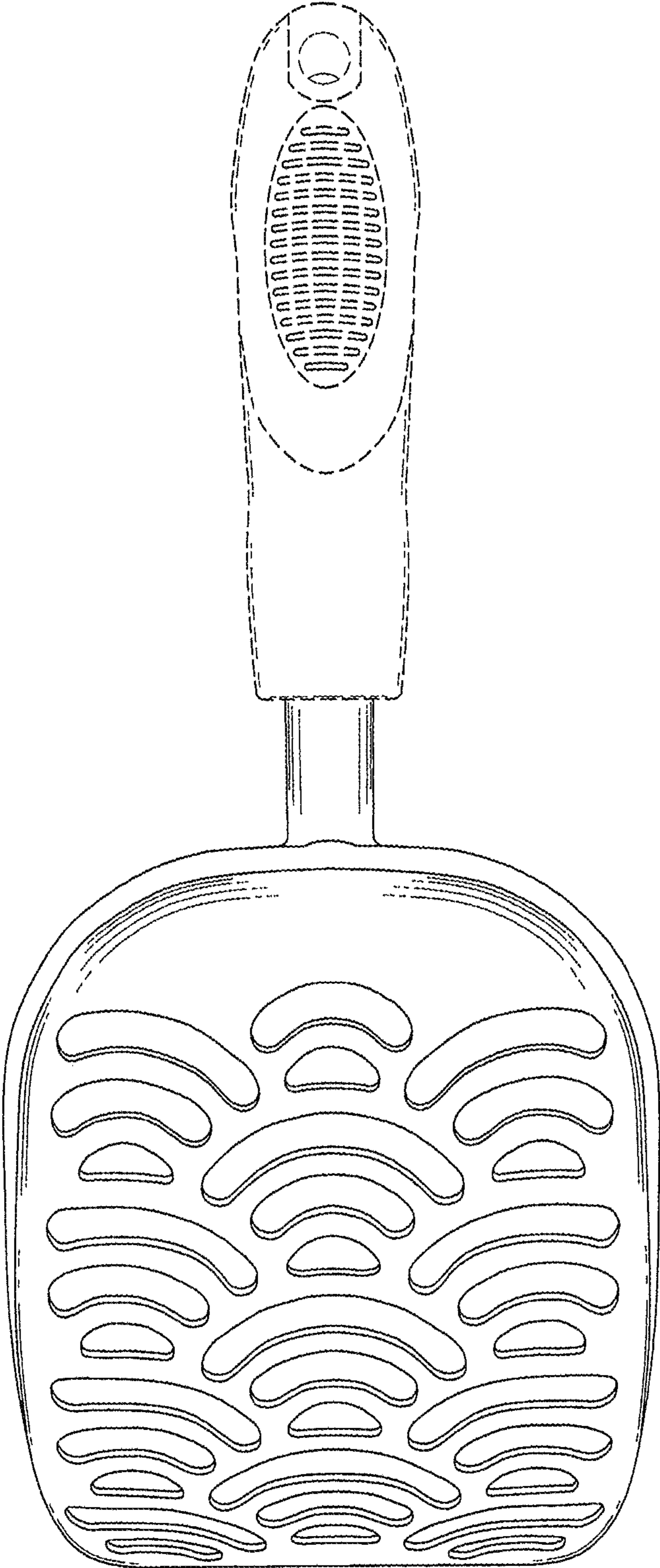


FIG. 3

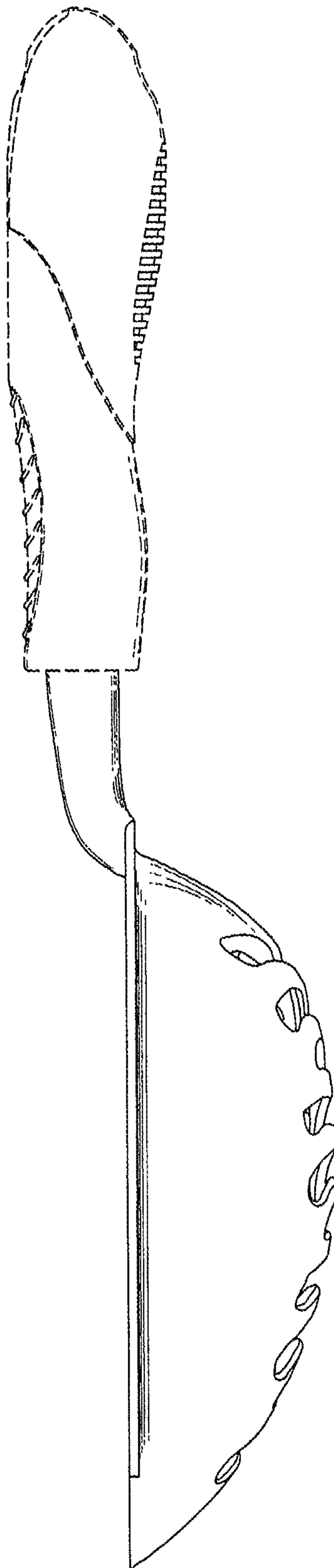


FIG. 4



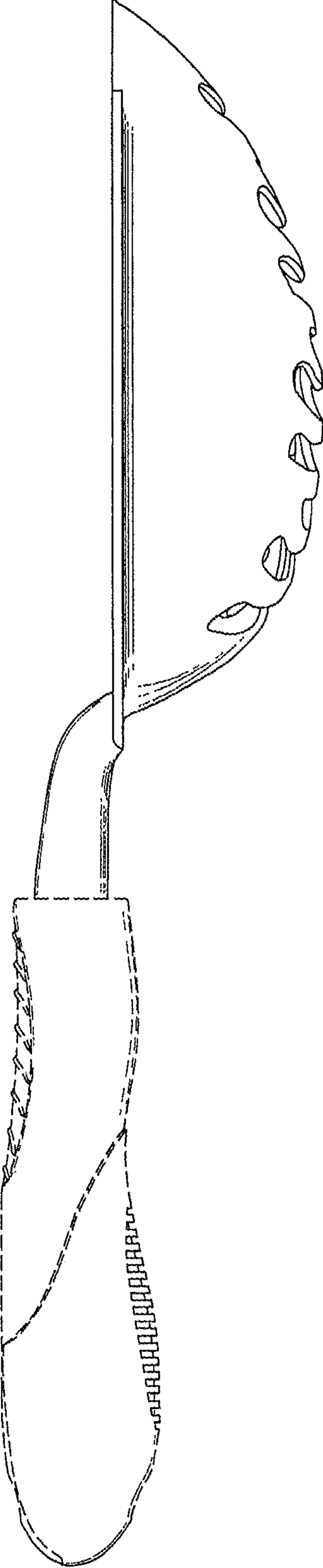


FIG. 5

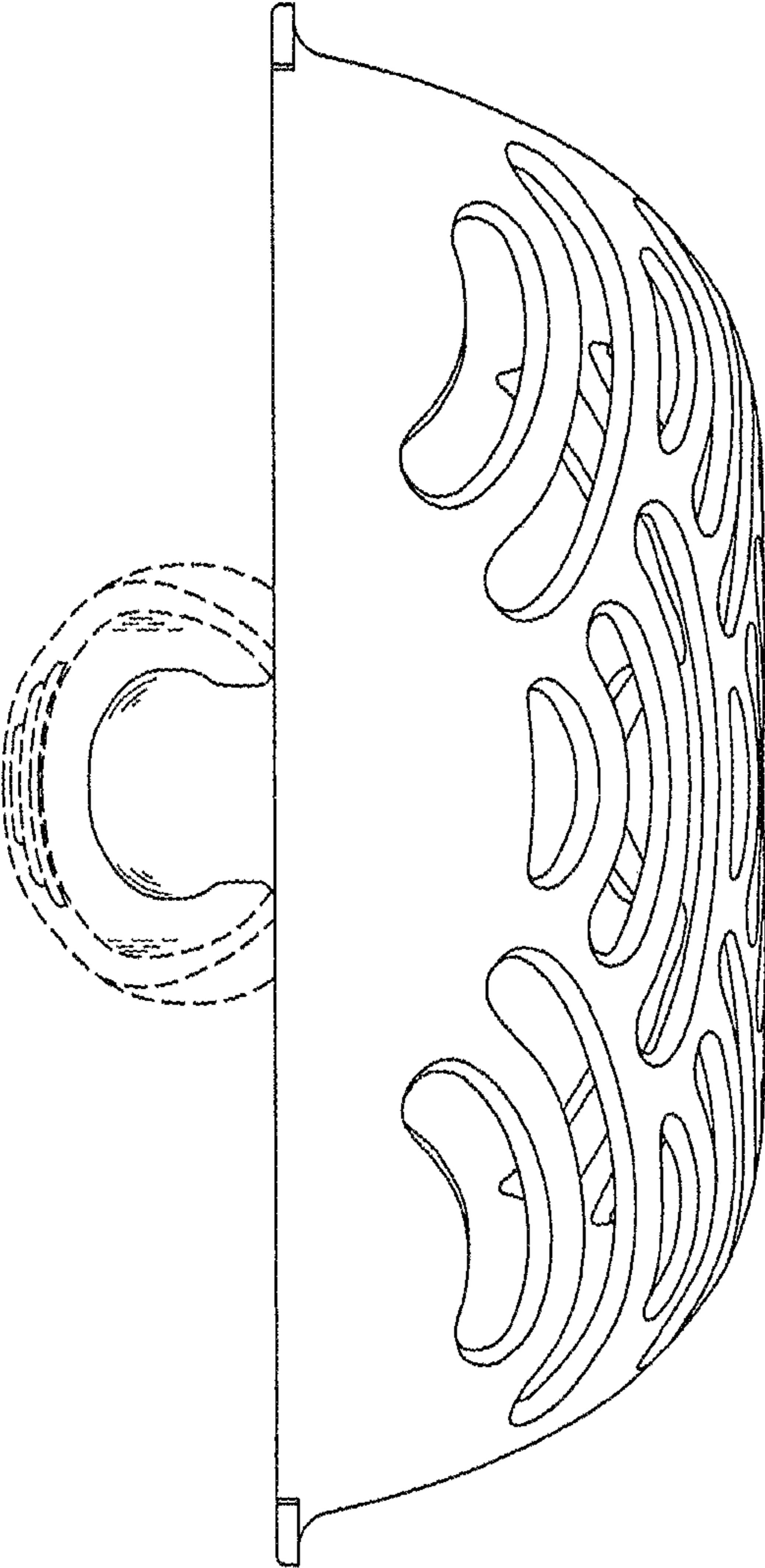


FIG. 6

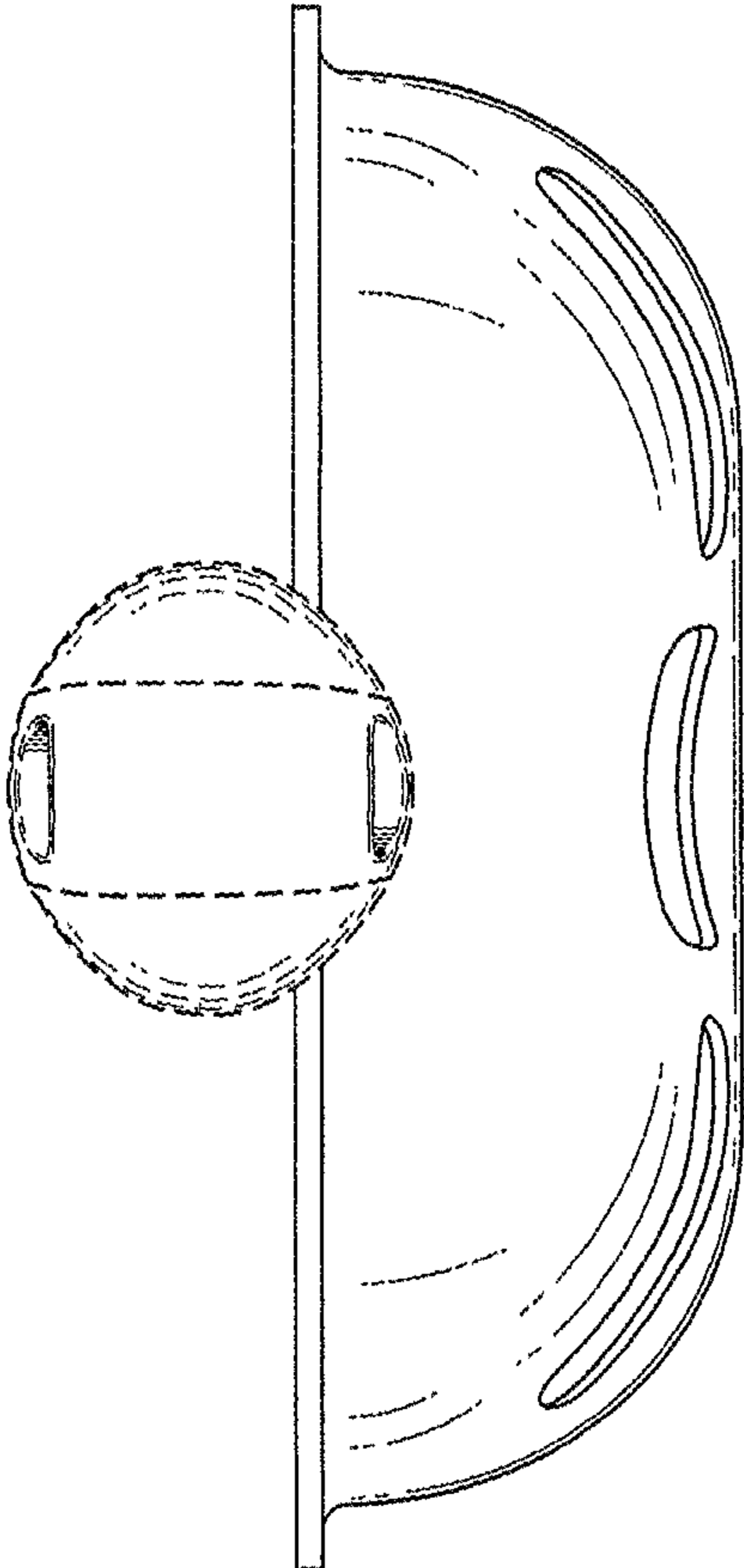


FIG. 7