



US00D799752S

(12) **United States Design Patent** (10) **Patent No.:** **US D799,752 S**
Mori (45) **Date of Patent:** **** Oct. 10, 2017**

(54) **ELECTRIC TRIMMER** D569,552 S * 5/2008 Marquez D28/53
D577,864 S * 9/2008 Kitagawa D28/53
(71) Applicant: **Panasonic Intellectual Property** D593,254 S * 5/2009 Tamsiran D28/51
Management Co., Ltd., Osaka (JP) D620,644 S * 7/2010 Lau D28/54
D674,144 S * 1/2013 Yamamoto D28/46
(72) Inventor: **Kyohei Mori, Kyoto (JP)** D674,145 S * 1/2013 Ino D28/51
2013/0232796 A1 * 9/2013 Nikas B26B 19/06
30/208

(73) Assignee: **Panasonic Intellectual Property**
Management Co., Ltd., Osaka (JP)

(**) Term: **15 Years**

(21) Appl. No.: **29/582,682**

(22) Filed: **Oct. 28, 2016**

(30) **Foreign Application Priority Data**

Aug. 29, 2016 (JP) 2016-018256

(51) **LOC (10) Cl.** **28-03**

(52) **U.S. Cl.**
USPC **D28/53**

(58) **Field of Classification Search**
USPC D28/49-54
CPC B26B 19/00-19/107
See application file for complete search history.

(56) **References Cited**

U.S. PATENT DOCUMENTS

4,138,809 A * 2/1979 Pires B26B 19/20
30/200
D378,705 S * 4/1997 Izumi D28/53
D429,378 S * 8/2000 Wu D28/24
D495,833 S * 9/2004 McCambridge D28/53
D497,035 S * 10/2004 Khubani D28/53
D514,258 S * 1/2006 Khubani D28/53
D553,295 S * 10/2007 Khubani D28/53
D561,941 S * 2/2008 Khubani D28/53

FOREIGN PATENT DOCUMENTS

EM 000808225-0018 12/2007
EM 001272488-0004 5/2011
JP D1057995 1/2000
JP D1091757 11/2000
JP D1514995 1/2015

* cited by examiner

Primary Examiner — Jennifer Rivard

(74) *Attorney, Agent, or Firm* — Panasonic IP
Management; Kerry S. Culpepper

(57) **CLAIM**

I claim the ornamental design for an electric trimmer, as shown and described.

DESCRIPTION

FIG. 1 is a front perspective view of an electric trimmer of the present invention;

FIG. 2 is a rear perspective view thereof;

FIG. 3 is a front view thereof;

FIG. 4 is a rear view thereof;

FIG. 5 is a first side view thereof;

FIG. 6 is a second side view thereof;

FIG. 7 is a top view thereof; and,

FIG. 8 is a bottom view thereof.

The broken lines illustrate portions of the electric trimmer and form no part of the claimed design.

1 Claim, 8 Drawing Sheets

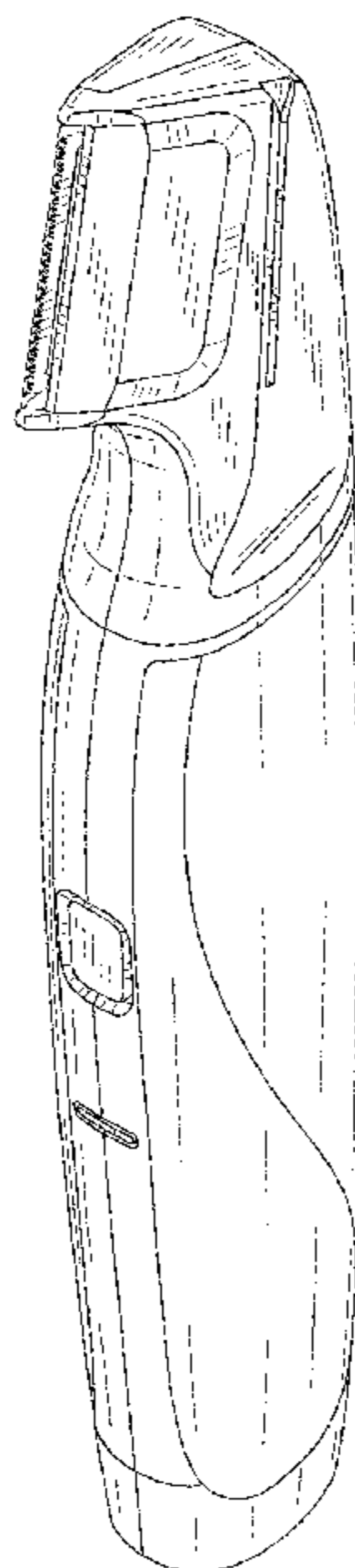


FIG. 1

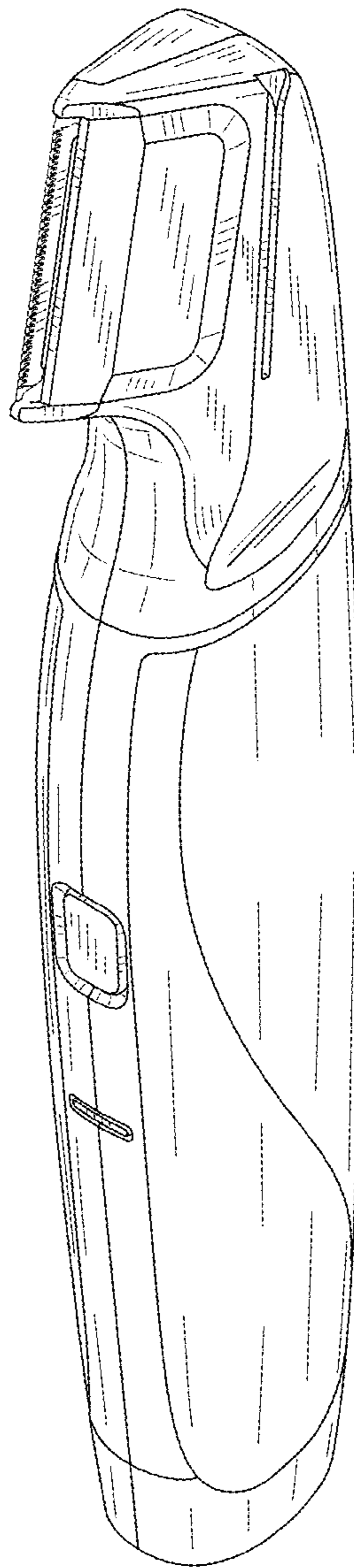


FIG. 2

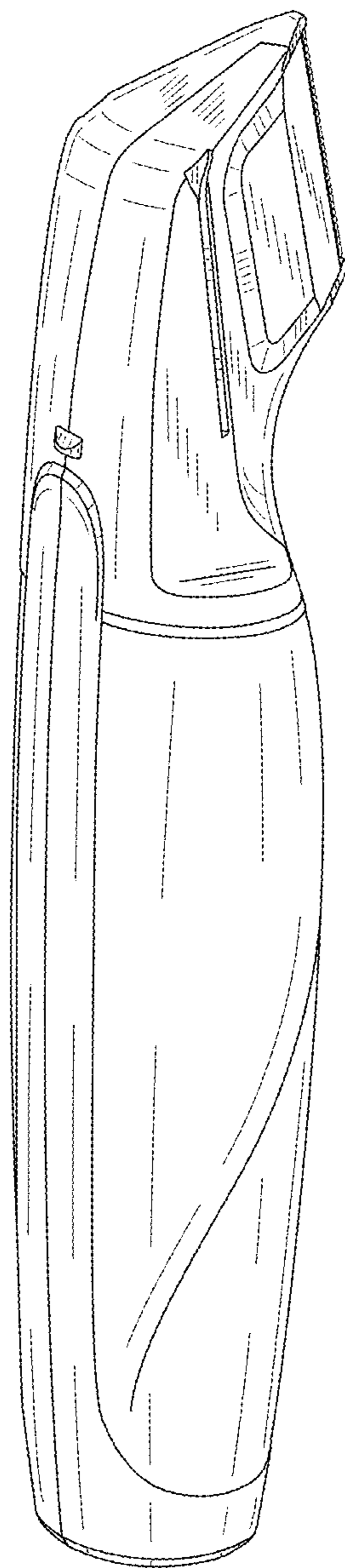


FIG. 3

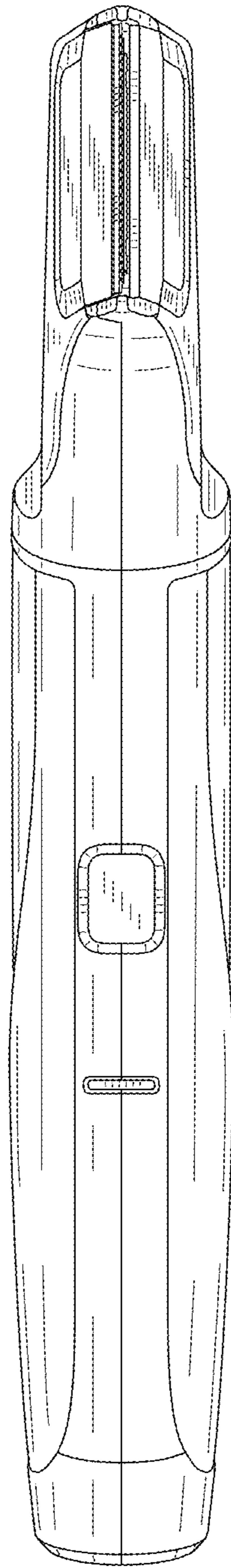


FIG. 4




FIG. 5

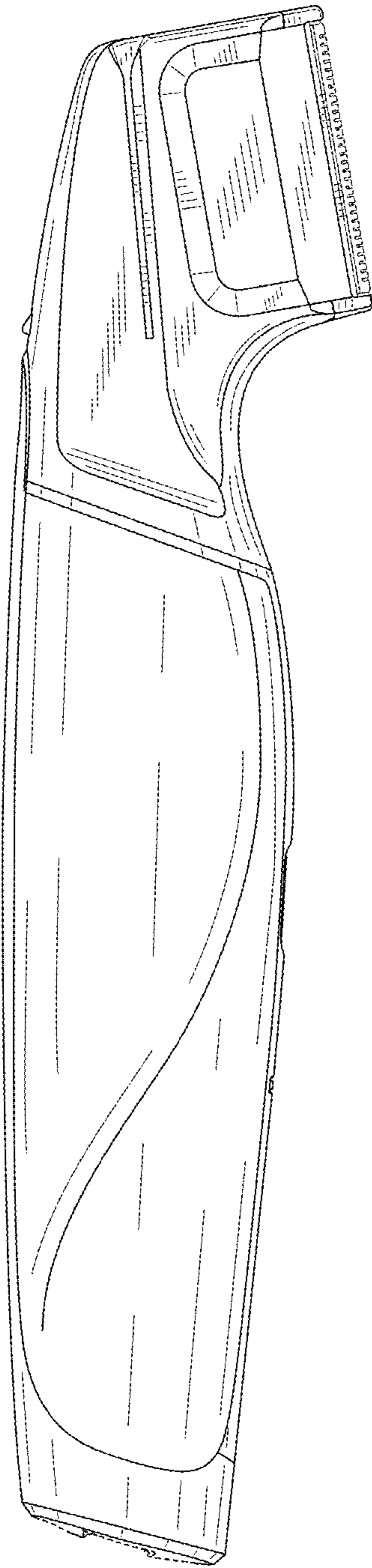


FIG. 6

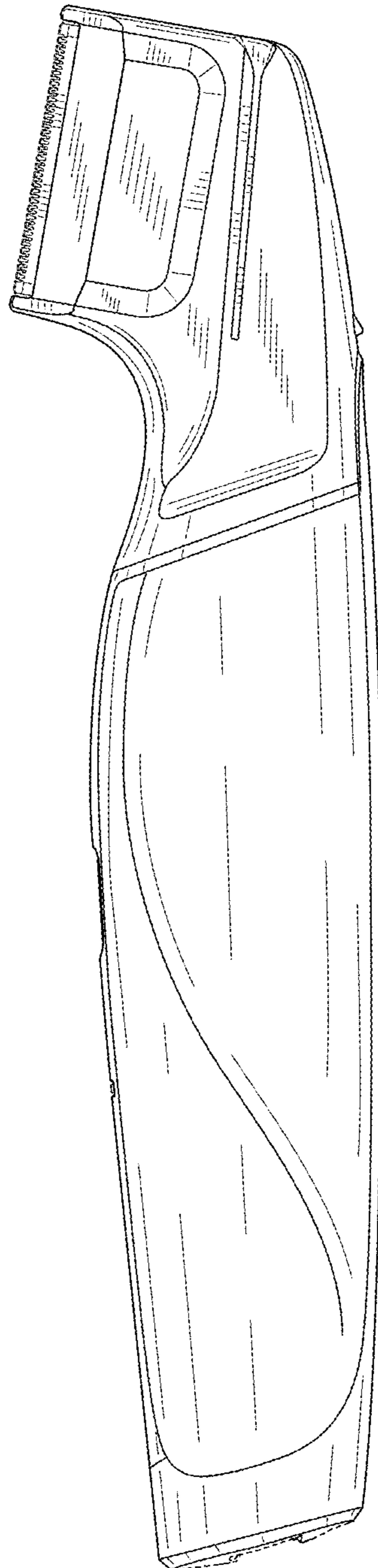


FIG. 7

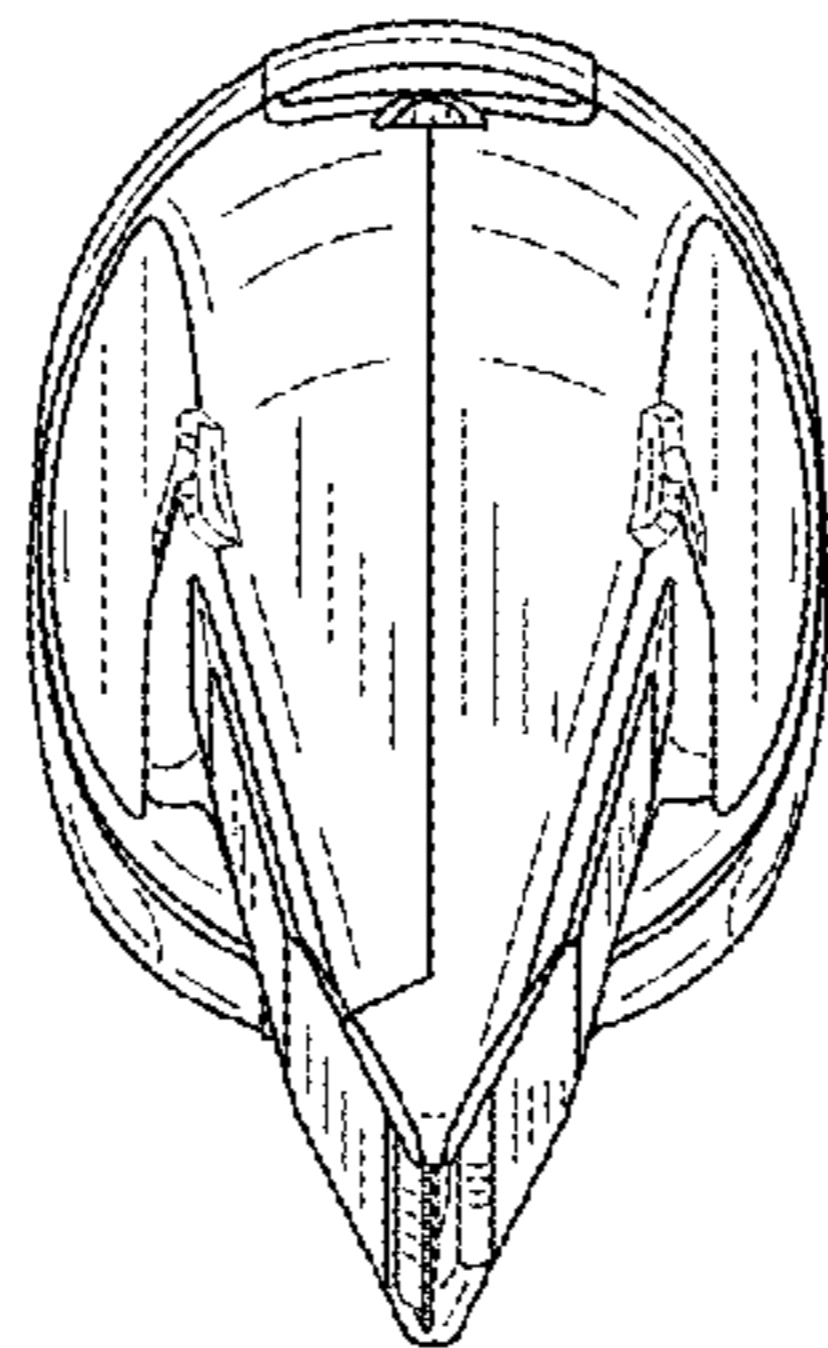


FIG. 8

