

US00D799745S

(12) **United States Design Patent**  
**Qiu**

(10) **Patent No.:** **US D799,745 S**

(45) **Date of Patent:** **\*\* Oct. 10, 2017**

- (54) **ELECTRONIC CIGARETTE**
- (71) Applicant: **Joyetech Europe Holding GmbH, Zug (CH)**
- (72) Inventor: **Weihua Qiu, Jiangsu (CN)**
- (73) Assignee: **JOYETECH EUROPE HOLDING GMBH, Zug (CH)**

D720,496 S *	12/2014	Alima .....	D27/101
D720,497 S *	12/2014	Alima .....	D27/101
D720,883 S *	1/2015	Albanese .....	D27/101
D721,202 S *	1/2015	Liu .....	D27/101
D725,822 S *	3/2015	Liu .....	D27/101
D736,994 S *	8/2015	Mittersinker .....	D27/101
D751,249 S *	3/2016	Chen .....	D27/101
D763,501 S *	8/2016	McGarry .....	D27/101
D776,869 S *	1/2017	Heidl .....	D27/163
D792,021 S *	7/2017	Beer .....	D27/101
2013/0152922 A1 *	6/2013	Benassayag .....	A61M 15/06 128/202.21

(\*\*) Term: **15 Years**

\* cited by examiner

(21) Appl. No.: **29/581,665**

*Primary Examiner* — Eric Goodman

(22) Filed: **Oct. 20, 2016**

*Assistant Examiner* — Jennifer Campbell

(30) **Foreign Application Priority Data**

(74) *Attorney, Agent, or Firm* — Novick, Kim & Lee, PLLC; Allen Xue; Hyun Woo Shin

Jul. 11, 2016 (CN) ..... 2016 3 0314648

(51) **LOC (10) Cl.** ..... **27-01**

(52) **U.S. Cl.**  
USPC ..... **D27/101**

(58) **Field of Classification Search**

USPC ..... D24/108, 110, 110.5; D27/100, 101,  
D27/162-171, 194

CPC ..... A24F 1/00; A24F 1/02; A24F 1/04; A24F  
1/06; A24F 1/08; A24F 1/10; A24F 1/12;  
A24F 1/14; A24F 1/26; A24F 1/28; A24F  
7/00; A24F 7/02; A24F 7/04

See application file for complete search history.

(56) **References Cited**

**U.S. PATENT DOCUMENTS**

D695,450 S *	12/2013	Benassayag .....	D24/110.5
D720,095 S *	12/2014	Alima .....	D27/101


(57) **CLAIM**

I claim the ornamental design for an electronic cigarette, substantially as shown and described.

**DESCRIPTION**

FIG. 1 is a top, front and right side perspective view of an electronic cigarette showing my new design;  
 FIG. 2 is a front elevational view thereof;  
 FIG. 3 is a rear elevational view thereof;  
 FIG. 4 is a left elevational view thereof;  
 FIG. 5 is a right elevational view thereof;  
 FIG. 6 is a top plan view thereof; and,  
 FIG. 7 is a bottom plan view thereof.  
 The broken line is included for the purpose of showing environmental structure and forms no part of the claimed design.

**1 Claim, 7 Drawing Sheets**






FIG. 1




FIG. 2




FIG. 3




FIG. 4




FIG. 5

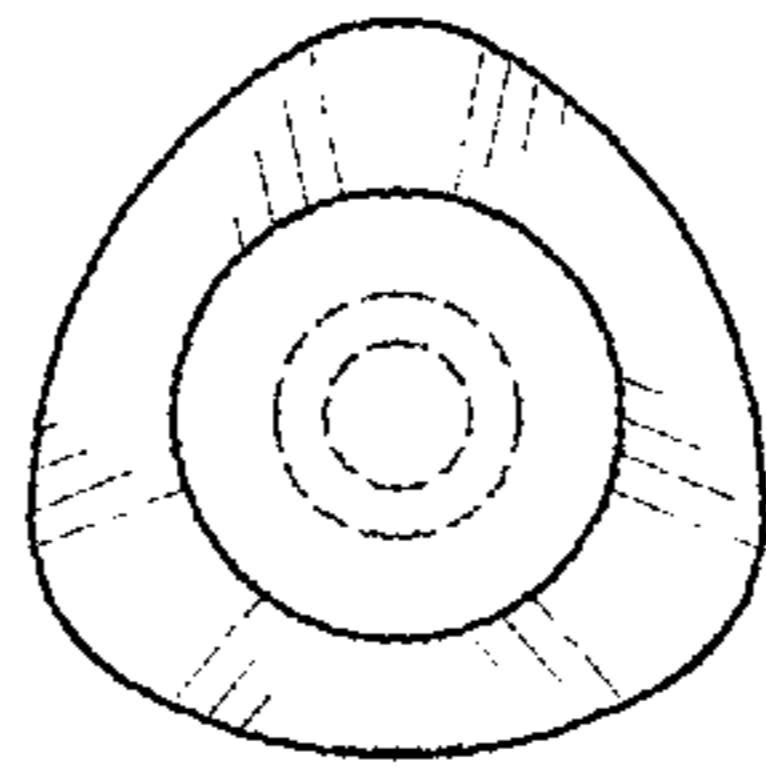


FIG. 6

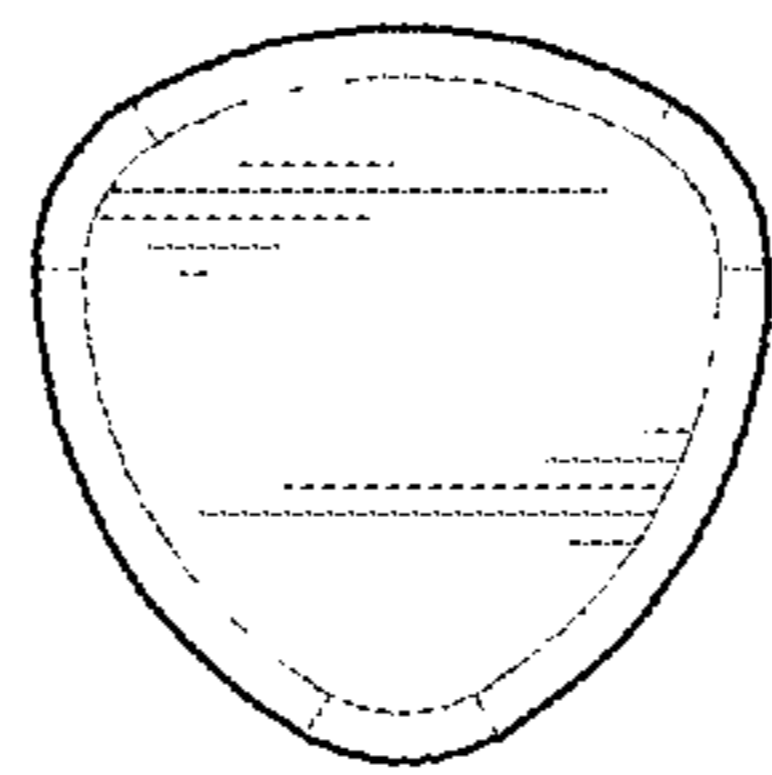


FIG. 7