



US00D799744S

(12) **United States Design Patent** (10) **Patent No.:** **US D799,744 S**
Qiu (45) **Date of Patent:** **** Oct. 10, 2017**

(54) **ELECTRONIC CIGARETTE**
(71) Applicant: **Joyetech Europe Holding GmbH, Zug (CH)**
(72) Inventor: **Weihua Qiu, Jiangsu (CN)**
(73) Assignee: **JOYETECH EUROPE HOLDING GMBH, Zug (CH)**
(**) Term: **15 Years**

D720,496 S * 12/2014 Alima D27/101
D720,497 S * 12/2014 Alima D27/101
D725,310 S * 3/2015 Eksouzian D27/101
D725,822 S * 3/2015 Liu D27/101
D759,303 S * 6/2016 Afridi D27/101
D760,948 S * 7/2016 Eksouzian D27/101
D776,337 S * 1/2017 Levin D27/101
D776,869 S * 1/2017 Heidl D27/163
D778,492 S * 2/2017 Liu D27/101
D779,719 S * 2/2017 Qiu D27/101
D784,610 S * 4/2017 Bosch D27/101
D792,643 S * 7/2017 Wong D27/101
2015/0034104 A1* 2/2015 Zhou A24F 47/008
131/329

(21) Appl. No.: **29/581,653**

* cited by examiner

(22) Filed: **Oct. 20, 2016**

Primary Examiner — Eric Goodman

(30) **Foreign Application Priority Data**

Assistant Examiner — Jennifer Campbell

Jul. 11, 2016 (CN) 2016 3 0314497

(74) *Attorney, Agent, or Firm* — Novick, Kim & Lee, PLLC; Allen Xue; Hyun Woo Shin

(51) **LOC (10) Cl.** **27-01**

(57) **CLAIM**

(52) **U.S. Cl.**
USPC **D27/101**

I claim the ornamental design for an electronic cigarette, substantially as shown and described.

(58) **Field of Classification Search**
USPC D27/100, 101, 162, 163, 164, 165, 169, D27/170, 171, 194; D24/108, 110, 110.5
CPC A24F 1/00; A24F 1/02; A24F 1/04; A24F 1/06; A24F 1/08; A24F 1/10; A24F 1/12; A24F 1/14; A24F 1/26; A24F 1/28; A24F 7/00; A24F 7/02; A24F 7/04
See application file for complete search history.

DESCRIPTION

(56) **References Cited**

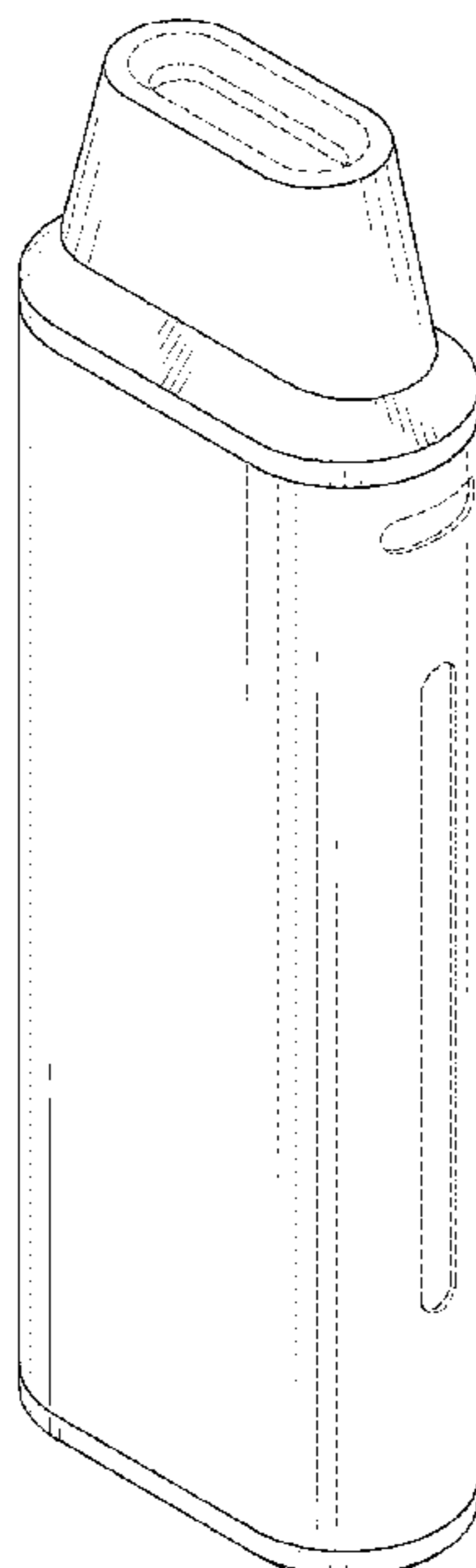
FIG. 1 is a top, front and right side perspective view of an electronic cigarette showing my new design;
FIG. 2 is a front elevational view thereof;
FIG. 3 is a rear elevational view thereof;
FIG. 4 is a left elevational view thereof;
FIG. 5 is a right elevational view thereof;
FIG. 6 is a top plan view thereof; and,
FIG. 7 is a bottom plan view thereof.

U.S. PATENT DOCUMENTS

The broken line is included for the purpose of showing environmental structure and forms no part of the claimed design.

D214,972 S * 8/1969 Dean D24/110
D615,699 S * 5/2010 Vordenberg D27/102
D718,492 S * 11/2014 Albanese D27/101
D720,095 S * 12/2014 Alima D27/101

1 Claim, 7 Drawing Sheets



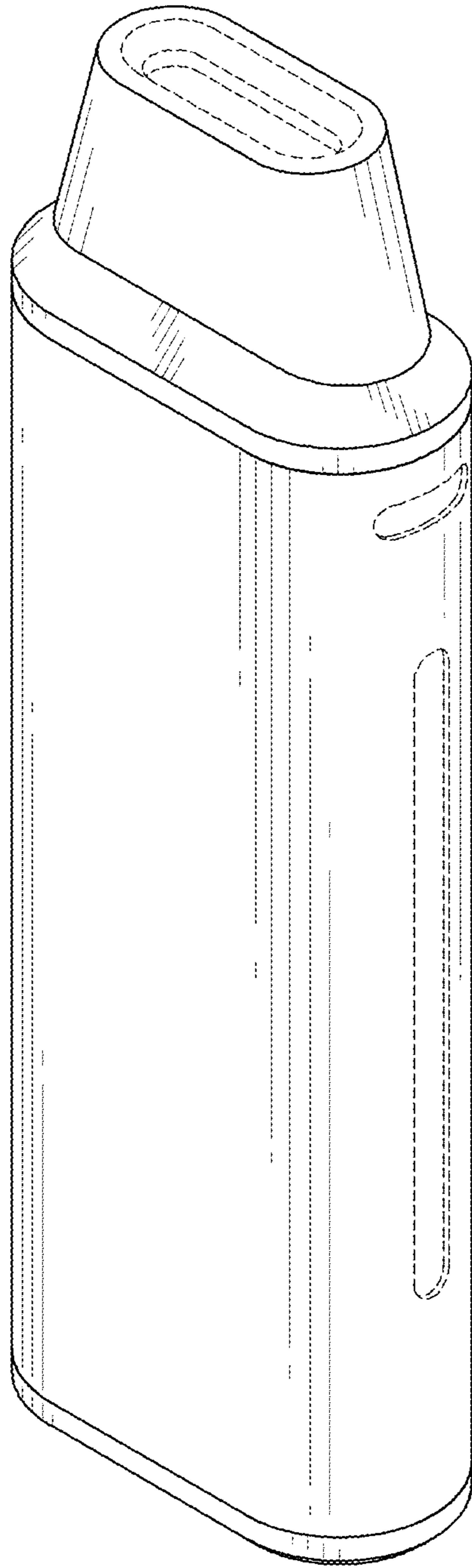


FIG. 1




FIG. 2




FIG. 3




FIG. 4

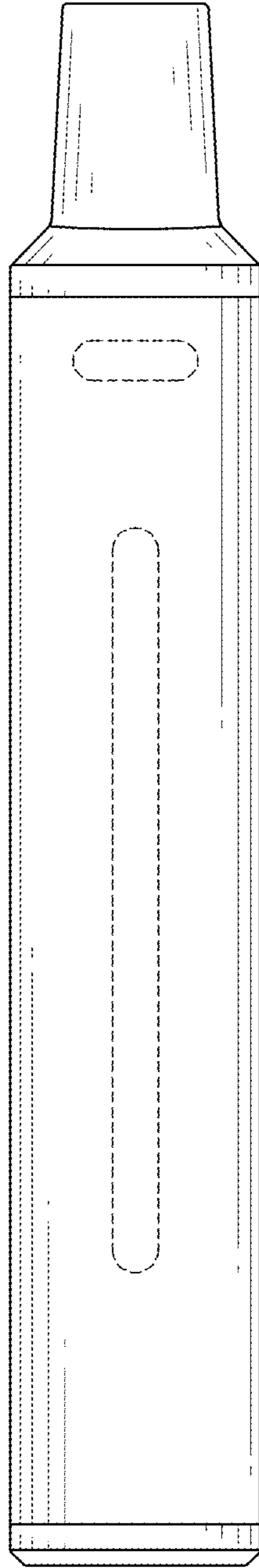


FIG. 5

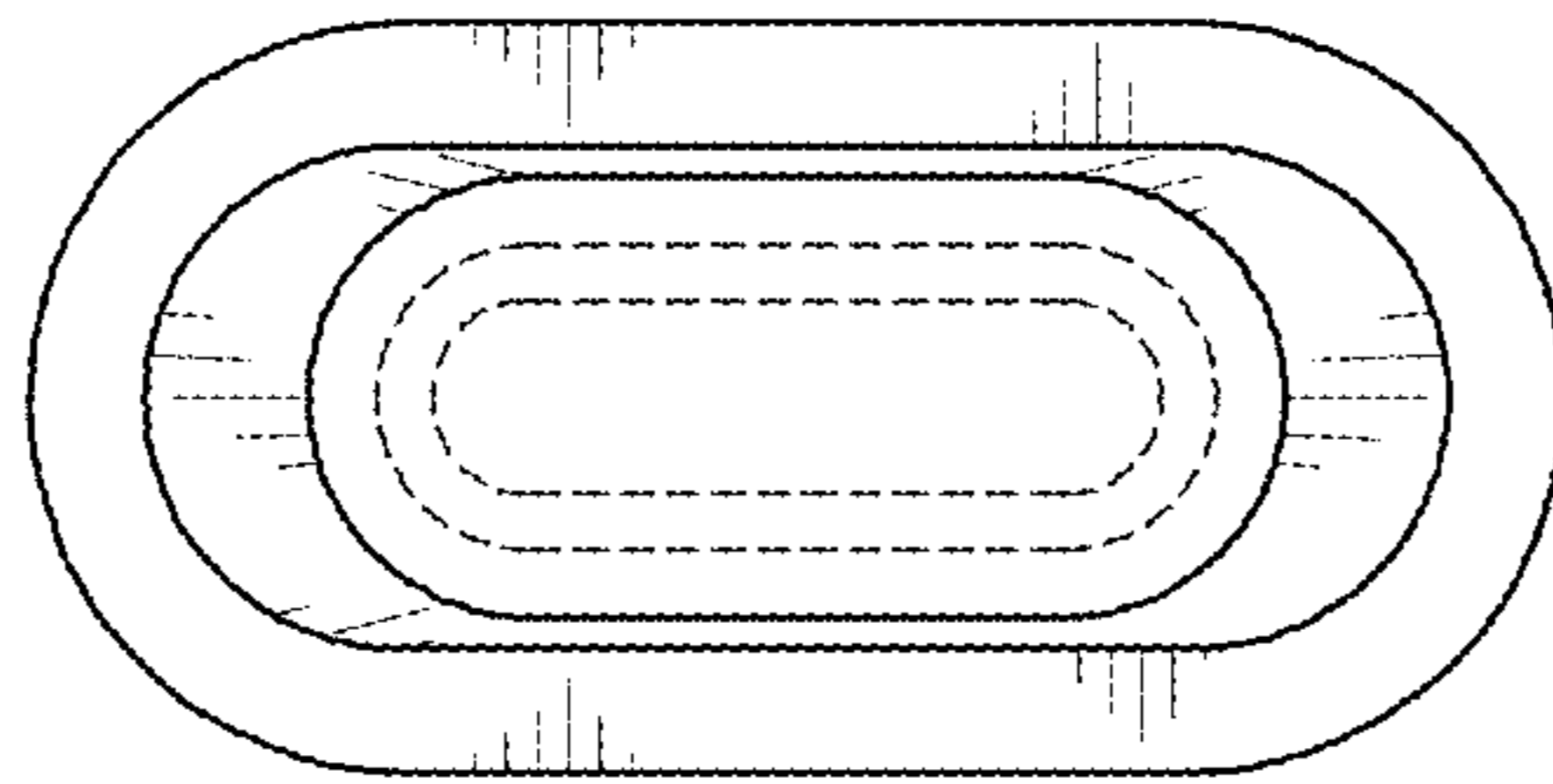


FIG. 6

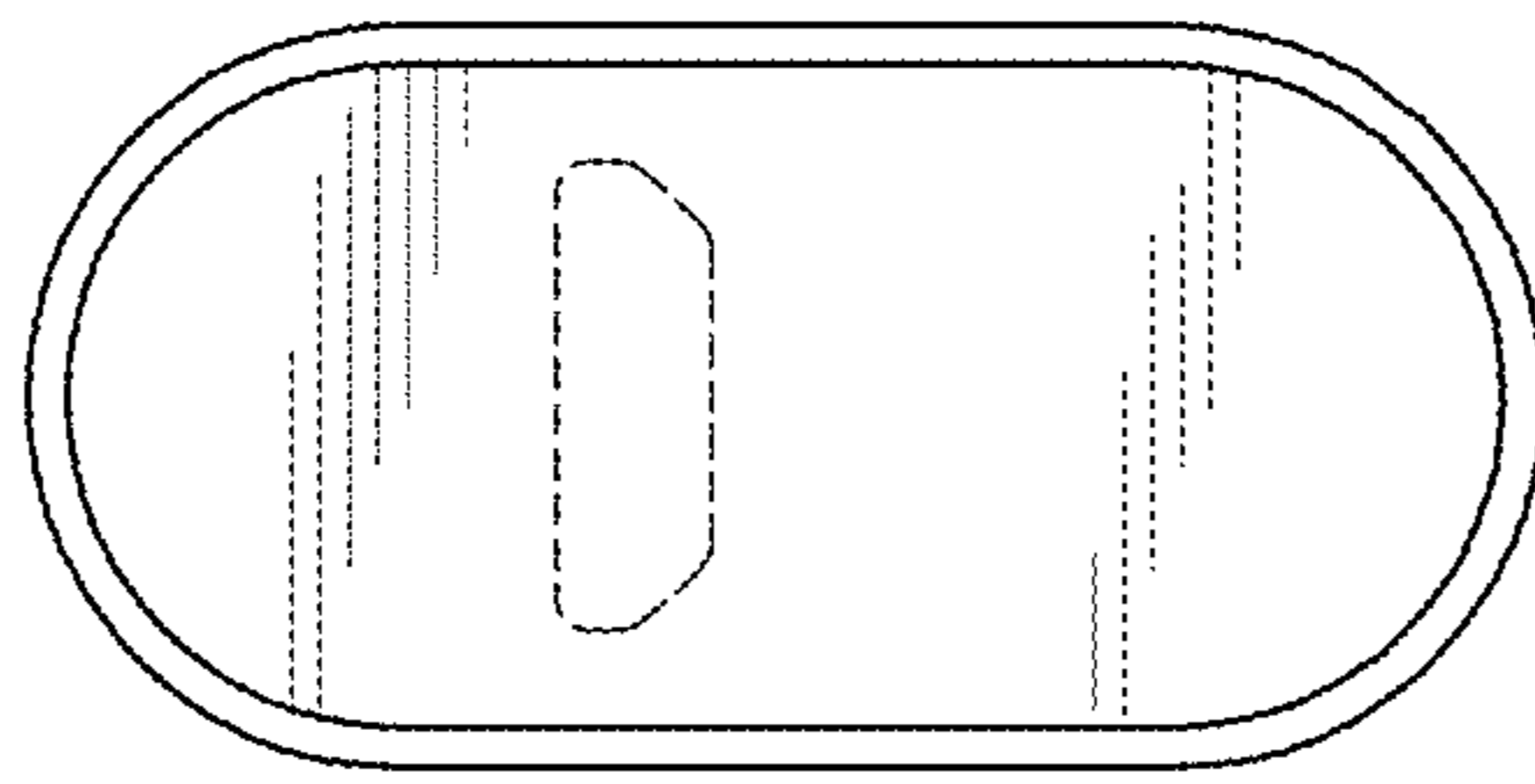


FIG. 7