



US00D799740S

(12) **United States Design Patent**
Packard et al.

(10) **Patent No.:** **US D799,740 S**

(45) **Date of Patent:** **** Oct. 10, 2017**

(54) **HEADLIGHT FACE PLATE**

D604,893 S *	11/2009	Woolley	D26/139
D640,826 S *	6/2011	Beigel	D26/139
D660,507 S *	5/2012	Davidson	D26/139
D683,895 S *	6/2013	Platto	D26/139

(71) Applicant: **DBMP, LLC**, Bountiful, UT (US)

(72) Inventors: **Jacob Dennis Packard**, Farmington, UT (US); **Jace Derrick Packard**, Farmington, UT (US)

* cited by examiner

Primary Examiner — Marcus Jackson

(73) Assignee: **DBMP, LLC**, Bountiful, UT (US)

(74) *Attorney, Agent, or Firm* — Workman Nydegger

(**) Term: **15 Years**

(21) Appl. No.: **29/580,858**

(57) **CLAIM**

(22) Filed: **Oct. 13, 2016**

The ornamental design for a headlight face plate, as shown and described.

Related U.S. Application Data

(63) Continuation of application No. 29/516,473, filed on Feb. 3, 2015, now Pat. No. Des. 771,862.

DESCRIPTION

(51) **LOC (10) Cl.** **26-99**

(52) **U.S. Cl.**
USPC **D26/139**

(58) **Field of Classification Search**
USPC D26/28-36, 139; 362/80-83, 267-269, 362/459-468, 475-478, 485-487
CPC .. B62J 6/00; B62J 17/202; B60Q 1/26; B60Q 9/13; B60Q 9/135; B60Q 9/1375
See application file for complete search history.

FIG. 1 is a perspective view of a headlight face plate showing our design;
FIG. 2 is a front elevational view thereof;
FIG. 3 is a rear elevational view thereof;
FIG. 4 is a top plan view thereof;
FIG. 5 is a bottom plan view thereof;
FIG. 6 is a left elevational view thereof; and,
FIG. 7 is a right elevational view thereof.

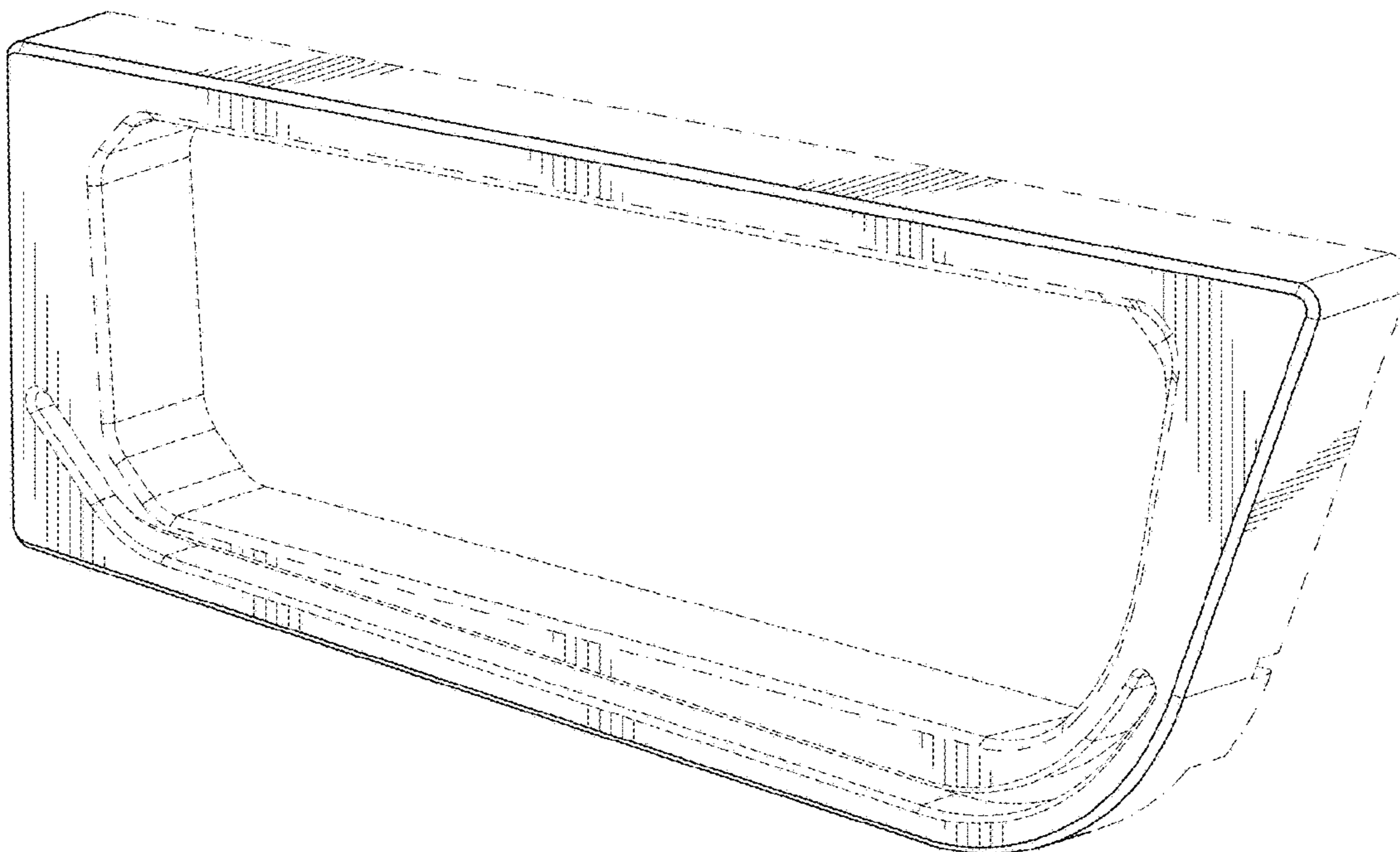
The dash-dash broken lines shown in the drawings illustrate environment and form no part of the claimed design. The dash-dot-dash broken lines define the bounds of the claimed design and form no part thereof.

(56) **References Cited**

U.S. PATENT DOCUMENTS

D421,817 S *	3/2000	Tucker	D26/139
D527,138 S *	8/2006	Golden	D26/139

1 Claim, 5 Drawing Sheets



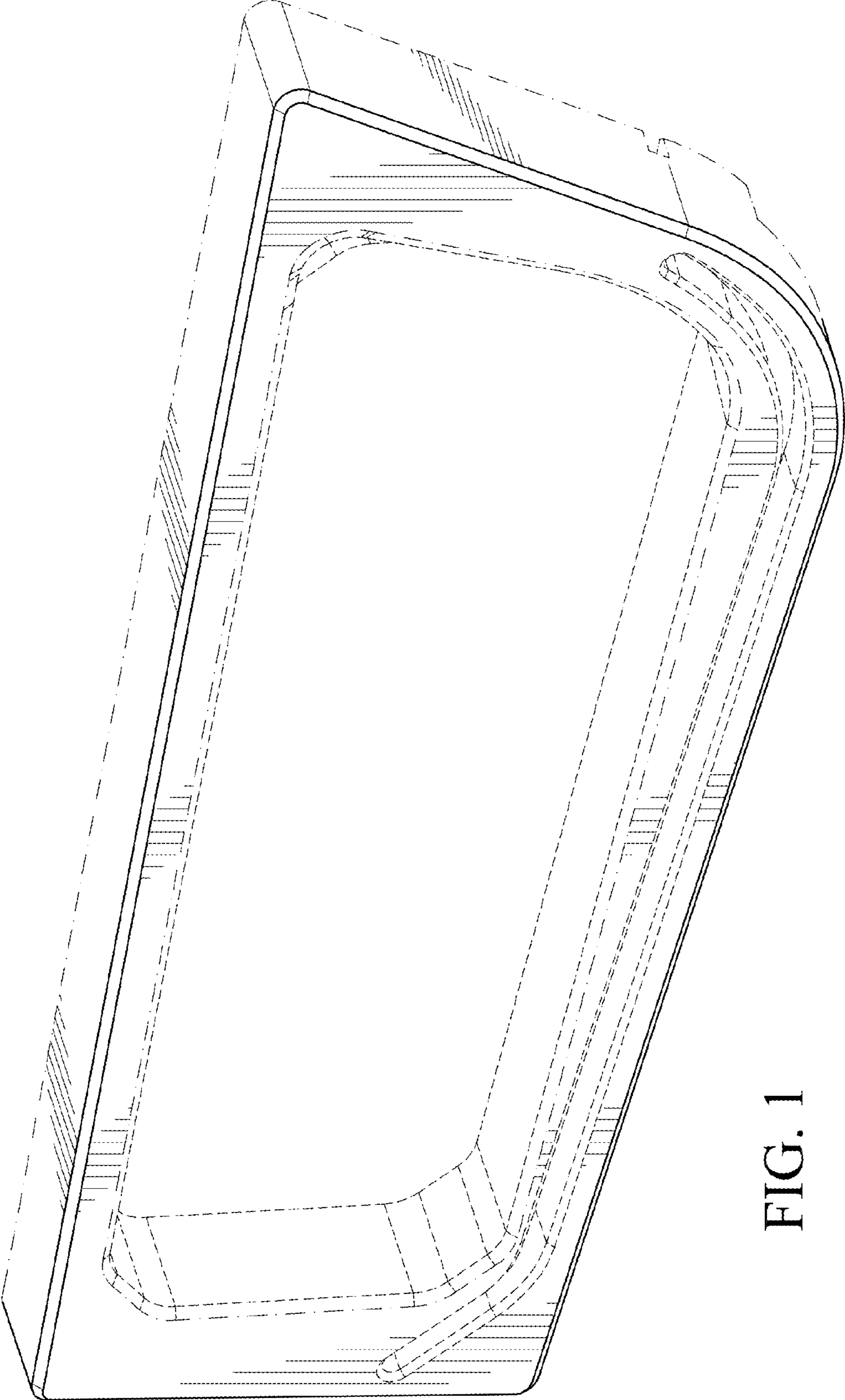


FIG. 1




FIG. 2




FIG. 3



FIG. 4




FIG. 5




FIG. 7




FIG. 6