



US00D799715S

(12) **United States Design Patent** (10) **Patent No.:** **US D799,715 S**
Chapdelaine et al. (45) **Date of Patent:** **** Oct. 10, 2017**

(54) **FLUIDIC CENTRIPETAL DEVICE**

D329,902 S 9/1992 Kim
5,304,348 A 4/1994 Burd et al.
5,333,675 A 8/1994 Mullis et al.

(71) Applicants: **GenePOC inc.**, Québec (CA);
UNIVERSITE LAVAL, Québec (CA)

(Continued)

(72) Inventors: **Sébastien Chapdelaine**, Lévis (CA);
Régis Peytavi, Cabestany (FR);
Thomas-Éric Beliveau, Danville (CA);
François Gaucher, Beloeil (CA);
Patrick Mainville, Montréal (CA)

FOREIGN PATENT DOCUMENTS

CA 2717939 A1 4/2011
EP 0608006 A2 7/1994

(Continued)

(73) Assignees: **Gene POC, Inc.**, Québec, QC (CA);
Universite Laval, Québec, QC (CA)

OTHER PUBLICATIONS

Siegrist et al., "Microfluidics for IVD Analysis: Triumphs and Hurdles of Centrifugal Platforms. Part 1 : Molecular fundamentals", IVD Technology, Jan. 2010, pp. 27-33, Available on the internet at www.ivdtechnology.com/print/1176 on Jan. 27, 2014.

(Continued)

(**) Term: **15 Years**

Primary Examiner — Anhdao Doan

(21) Appl. No.: **29/543,358**

(74) *Attorney, Agent, or Firm* — Dawn-Marie Bey; Bey & Cotropia PLLC

(22) Filed: **Oct. 23, 2015**

(51) **LOC (10) Cl.** **24-01**

(52) **U.S. Cl.**
USPC **D24/219**

(58) **Field of Classification Search**
USPC D24/216–219, 186, 224–226, 231, 232;
D10/81

CPC G01N 9/30; G01N 15/042; G01N 33/491;
B04B 7/02; B04B 15/02; B01L
2300/0803; B01L 2300/0861; B01L
2300/0867; B01L 2400/0409

See application file for complete search history.

(57) **CLAIM**

The ornamental design for a fluidic centripetal device, as shown and described.

DESCRIPTION

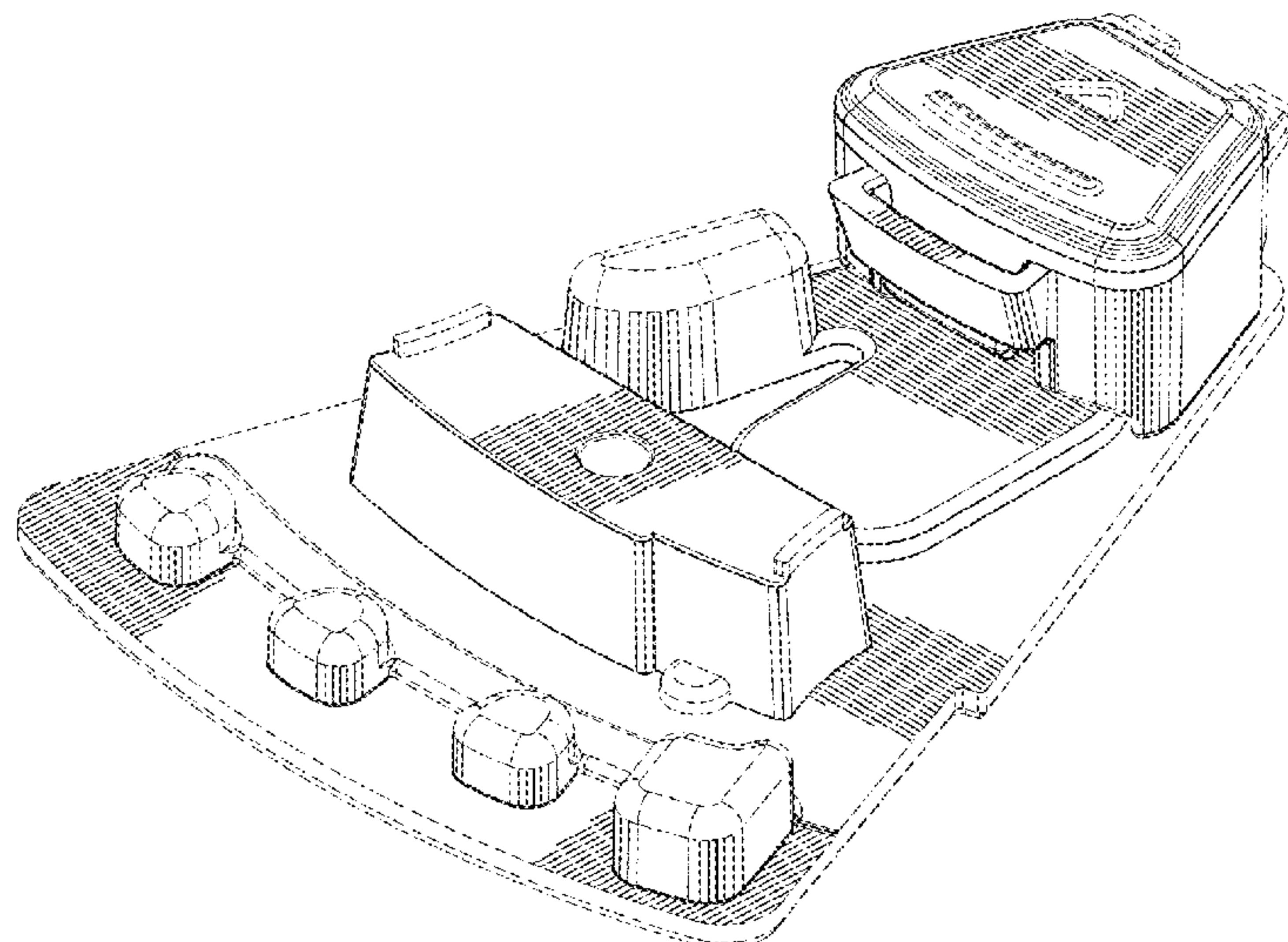
FIG. 1 is a perspective view of the fluidic centripetal device shown in a closed cover configuration; FIG. 2 is a top view thereof; FIG. 3 is a front view thereof; FIG. 4 is a left side view thereof; FIG. 5 is a right side view thereof; FIG. 6 is a rear view thereof; FIG. 7 is a bottom view thereof; and, FIG. 8 is a perspective view of the fluidic centripetal device shown in an open cover configuration. Throughout the Figures, the broken lines illustrate unclaimed portions of the fluidic centripetal device. None of the broken lines form a part of the claimed design.

(56) **References Cited**

U.S. PATENT DOCUMENTS

3,970,245 A 7/1976 Aeschlimann
4,456,581 A 6/1984 Edelman et al.
4,683,195 A 7/1987 Mullis et al.
4,683,202 A 7/1987 Mullis
4,923,978 A 5/1990 McCormick
4,965,188 A 10/1990 Mullis et al.
5,038,852 A 8/1991 Johnson et al.

1 Claim, 5 Drawing Sheets



(56)

References Cited

U.S. PATENT DOCUMENTS

5,457,053 A 10/1995 Burd et al.
 5,475,610 A 12/1995 Atwood et al.
 5,591,643 A 1/1997 Schembri
 5,602,756 A 2/1997 Atwood et al.
 5,639,428 A 6/1997 Cottingham
 5,656,493 A 8/1997 Mullis et al.
 5,871,908 A 2/1999 Henco et al.
 D415,840 S 10/1999 Lamond et al.
 6,063,589 A 5/2000 Kellogg et al.
 6,100,084 A 8/2000 Miles et al.
 6,143,248 A 11/2000 Kellogg et al.
 6,174,670 B1 1/2001 Wittwer et al.
 6,210,882 B1 4/2001 Landers et al.
 6,245,514 B1 6/2001 Wittwer
 6,302,134 B1 10/2001 Kellogg et al.
 6,303,305 B1 10/2001 Wittwer et al.
 6,391,264 B2 5/2002 Hammer et al.
 6,431,476 B1 8/2002 Taylor et al.
 6,440,725 B1 8/2002 Pourahmadi et al.
 6,485,690 B1 11/2002 Pfof et al.
 6,503,720 B2 1/2003 Wittwer et al.
 6,527,432 B2 3/2003 Kellogg et al.
 6,565,815 B1 5/2003 Chang et al.
 6,569,627 B2 5/2003 Wittwer et al.
 6,627,159 B1 9/2003 Bedingham et al.
 6,632,399 B1 10/2003 Kellogg et al.
 6,635,492 B2 10/2003 Gunter
 6,691,041 B2 2/2004 Sagner et al.
 6,703,236 B2 3/2004 Atwood
 6,706,519 B1 3/2004 Kellogg et al.
 6,720,187 B2 4/2004 Bedingham et al.
 6,734,401 B2 5/2004 Bedingham et al.
 6,776,965 B2 8/2004 Wyzgol et al.
 6,780,617 B2 8/2004 Chen
 6,787,338 B2 9/2004 Wittwer et al.
 6,814,934 B1 11/2004 Higuchi
 6,818,435 B2 11/2004 Carvalho et al.
 6,855,553 B1 2/2005 Bedingham et al.
 6,889,468 B2 5/2005 Bedingham et al.
 6,964,862 B2 11/2005 Chen
 6,987,253 B2 1/2006 Bedingham et al.
 7,079,468 B2 7/2006 Worthington et al.
 7,081,226 B1 7/2006 Wittwer et al.
 7,152,616 B2 12/2006 Zucchelli et al.
 7,164,107 B2 1/2007 Bedingham et al.
 7,238,269 B2 7/2007 Gason et al.
 7,238,321 B2 7/2007 Wittwer et al.
 7,322,254 B2 1/2008 Bedingham et al.
 7,323,660 B2 1/2008 Bedingham et al.
 7,332,126 B2 2/2008 Tooke et al.
 7,332,326 B1 2/2008 Kellogg et al.
 D564,667 S 3/2008 Bedingham et al.
 D569,526 S 5/2008 Duffy et al.
 7,387,887 B2 6/2008 Wittwer et al.
 7,396,508 B1 7/2008 Richards et al.
 7,402,817 B2 7/2008 Gavrilov et al.
 7,435,933 B2 10/2008 Bedingham et al.
 7,476,361 B2 1/2009 Kellogg et al.
 7,494,771 B2 2/2009 Picard et al.
 7,507,575 B2 3/2009 Bedingham et al.
 7,527,763 B2 5/2009 Bedingham et al.
 7,648,835 B2 1/2010 Breidford et al.
 7,649,358 B2 1/2010 Toumazou et al.
 D612,276 S 3/2010 Duffy et al.
 7,709,249 B2 5/2010 Bedingham et al.
 D617,909 S 6/2010 Taniguchi et al.
 7,727,473 B2 6/2010 Ching et al.
 7,754,148 B2 7/2010 Yu et al.
 7,763,210 B2 7/2010 Bedingham et al.
 7,767,937 B2 8/2010 Bedingham et al.
 7,776,267 B2 8/2010 Lee et al.
 7,785,535 B2 8/2010 Chen et al.
 7,790,110 B2 9/2010 Cho et al.
 7,794,799 B1 9/2010 Kim et al.
 7,833,486 B2 11/2010 Fielden et al.

7,837,948 B2 11/2010 Park
 7,888,015 B2 2/2011 Toumazou et al.
 7,935,319 B2 5/2011 Andersson et al.
 7,998,708 B2 8/2011 Handique et al.
 8,043,581 B2 10/2011 Ganesan
 8,057,758 B2 11/2011 Bedingham et al.
 8,088,616 B2 1/2012 Handique
 8,105,551 B2 1/2012 Park et al.
 8,133,671 B2 3/2012 Williams et al.
 D663,041 S 7/2012 Henssler et al.
 8,268,603 B2 9/2012 Taylor et al.
 8,415,103 B2 4/2013 Handique
 8,441,629 B2 5/2013 Kolesnychenko et al.
 8,450,101 B2 5/2013 Gomi et al.
 D685,919 S * 7/2013 Lee D24/216
 8,482,734 B2 7/2013 Ducreé
 D689,193 S 9/2013 Shinohara et al.
 D705,437 S 5/2014 Chamberlin et al.
 D784,554 S * 4/2017 Jonsson D24/225
 2005/0136545 A1 6/2005 Schmid et al.
 2005/0142571 A1 6/2005 Parthasarathy et al.
 2005/0202471 A1 9/2005 Tooke et al.
 2005/0244837 A1 11/2005 McMillan
 2006/0088844 A1 4/2006 Xu
 2006/0278287 A1 12/2006 Fielden et al.
 2006/0281192 A1 12/2006 Harding et al.
 2007/0007270 A1 1/2007 Bedingham et al.
 2007/0009382 A1 1/2007 Bedingham et al.
 2007/0009391 A1 1/2007 Bedingham et al.
 2007/0010007 A1 1/2007 Aysta et al.
 2007/0125942 A1 6/2007 Kido
 2007/0263049 A1 11/2007 Preckel et al.
 2007/0280859 A1 12/2007 Kido et al.
 2007/0292858 A1 12/2007 Chen et al.
 2008/0035579 A1 * 2/2008 Lee B01L 3/502761
 210/695
 2008/0038737 A1 2/2008 Smith et al.
 2008/0101993 A1 5/2008 Andersson et al.
 2008/0102537 A1 * 5/2008 Harding G01N 33/5432
 436/514
 2008/0149840 A1 6/2008 Handique et al.
 2008/0300148 A1 * 12/2008 Lee G01N 35/00069
 506/39
 2009/0035847 A1 2/2009 Cho et al.
 2010/0044918 A1 2/2010 Lee et al.
 2010/0105029 A1 4/2010 Ririe et al.
 2010/0167304 A1 7/2010 Bedingham et al.
 2010/0221728 A1 9/2010 Namkoong et al.
 2010/0290955 A1 11/2010 Cho et al.
 2011/0020194 A1 1/2011 Lee et al.
 2011/0097280 A1 4/2011 Dees et al.
 2011/0189701 A1 8/2011 Kim
 2011/0201101 A1 8/2011 Lee et al.
 2011/0210257 A9 9/2011 Handique et al.
 2011/0269151 A1 11/2011 Kim
 2013/0004964 A1 * 1/2013 Boehm B01L 3/502753
 435/7.4
 2013/0344496 A1 * 12/2013 Peytavi G01N 35/00871
 435/6.12

FOREIGN PATENT DOCUMENTS

EP 1407051 B1 4/2006
 EP 2198965 A1 6/2010
 EP 2283924 2/2011
 JP S61234360 10/1986
 JP H05149958 6/1993
 JP H05508709 12/1993
 JP 10501340 2/1998
 JP 3061414 4/2000
 JP 2001502793 2/2001
 JP 2003270252 9/2003
 JP 2003533681 11/2003
 JP 2005326432 11/2005
 JP 2007500850 1/2007
 JP 2007198949 8/2007
 JP 200861649 3/2008
 JP 20009500627 1/2009

(56)

References Cited

FOREIGN PATENT DOCUMENTS

JP	2009148735	7/2009
JP	201127421	2/2011
WO	9118656	12/1991
WO	9533986	12/1995
WO	9813684	4/1998
WO	0040750 A1	7/2000
WO	0187486	11/2001
WO	2004050242 A2	6/2004
WO	2007005854	1/2007
WO	2007005854 A2	1/2007
WO	2008134470 A2	11/2008
WO	2009003985 A1	1/2009
WO	2012120463	9/2012

OTHER PUBLICATIONS

Siegrist et al., "Microfluidics for IVD Analysis: Triumphs and Hurdles of Centrifugal Platforms. Part 2 : Centrifugal microfluidics", IVD Technology, Jan. 2010, pp. 41-47, Available on the internet at www.ivdtechnology.com/print/1396 on Jan. 27, 2014.

Siegrist et al., "Microfluidics for IVD Analysis: Triumphs and Hurdles of Centrifugal Platforms. Part 3 : Challenges and solutions", IVD Technology, Spring 2010, pp. 22-26, IVD Technology DX Directions, USA.

Focke et al., "Centrifugal microfluidic system for primary amplification and secondary real-time PCR†", Lab on a Chip, 2010, pp. 3210-3212, vol. 10, The Royal Society of Chemistry, UK.

Mark et al., "Aliquoting Structure for Centrifugal Microfluidics Based on a New Pneumatic Valve", MEMS 2008, Jan. 13-17, 2008, pp. 611-614, IEEE, Tucson, AZ.

Kido et al., "A novel, compact disk-like centrifugal microfluidics system for cell lysis and sample homogenization", Colloids and Surfaces B: Biointerfaces, Mar. 2007, pp. 44-51, vol. 58, Elsevier, USA.

Lutz et al., "Isothermal Polymerase Amplification in a Centrifugal Microfluidic Foil Cartbridge", Procedia Chemistry, 2009, pp. 529-531, vol. 1, Elsevier, USA.

Bostick et al., "Portable Centrifugal Analyzer for the Determination of Rapid Reaction Kinetics", Analytical Chemistry, Feb. 1980, pp. 300-306, vol. 52, No. 2, American Chemical Society, Tennessee.

Ducrée et al., "The centrifugal microfluidic Bio-Disk platform", Journal of Micromechanics and Microengineering, 2007, pp. S103-S115, vol. 17, IOPscience, UK.

Abi-Samra et al., "Infrared controlled waxes for liquid handling and storage on a CDmicrofluidic Platform", Lab on a Chip, 2011, pp. 723-726, vol. 11, The Royal Society of Chemistry, UK.

Hakenberg, "Re-design and validation of a centrifugal microfluidic lysis, switching and aliquoting structure", Diploma Thesis, Aug. 2008-Jan. 2009, 72 pages, Albert—Ludwigs—University Freiburg, Germany.

Glide et al., Manufacturing obstacles in IVD product development, IVD Technology; Jan. 2010, pp. 1-8. Available on the internet at www.ivdtechnology.com/print/1395 on Nov. 19, 2012.

* cited by examiner

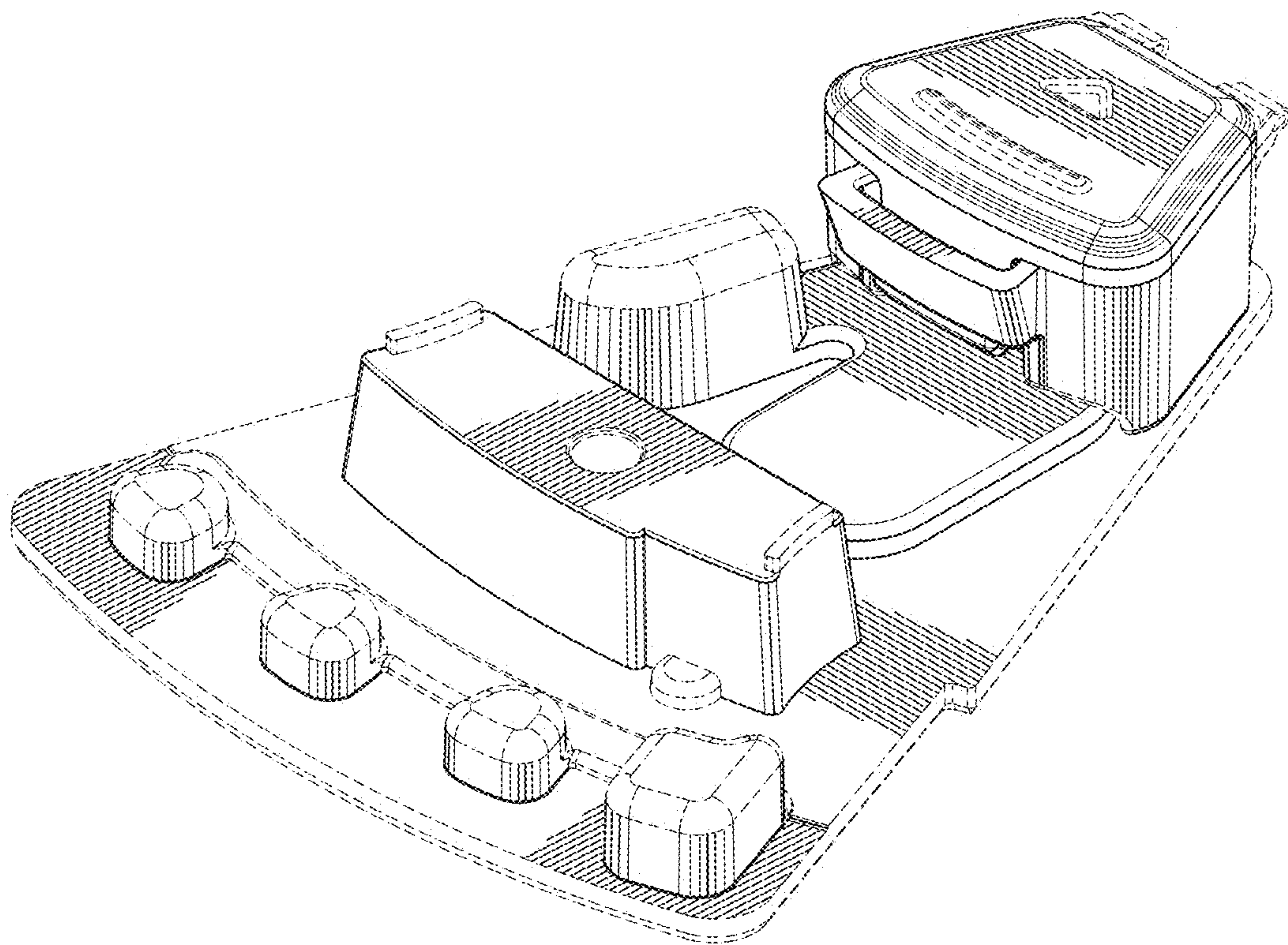


FIG. 1

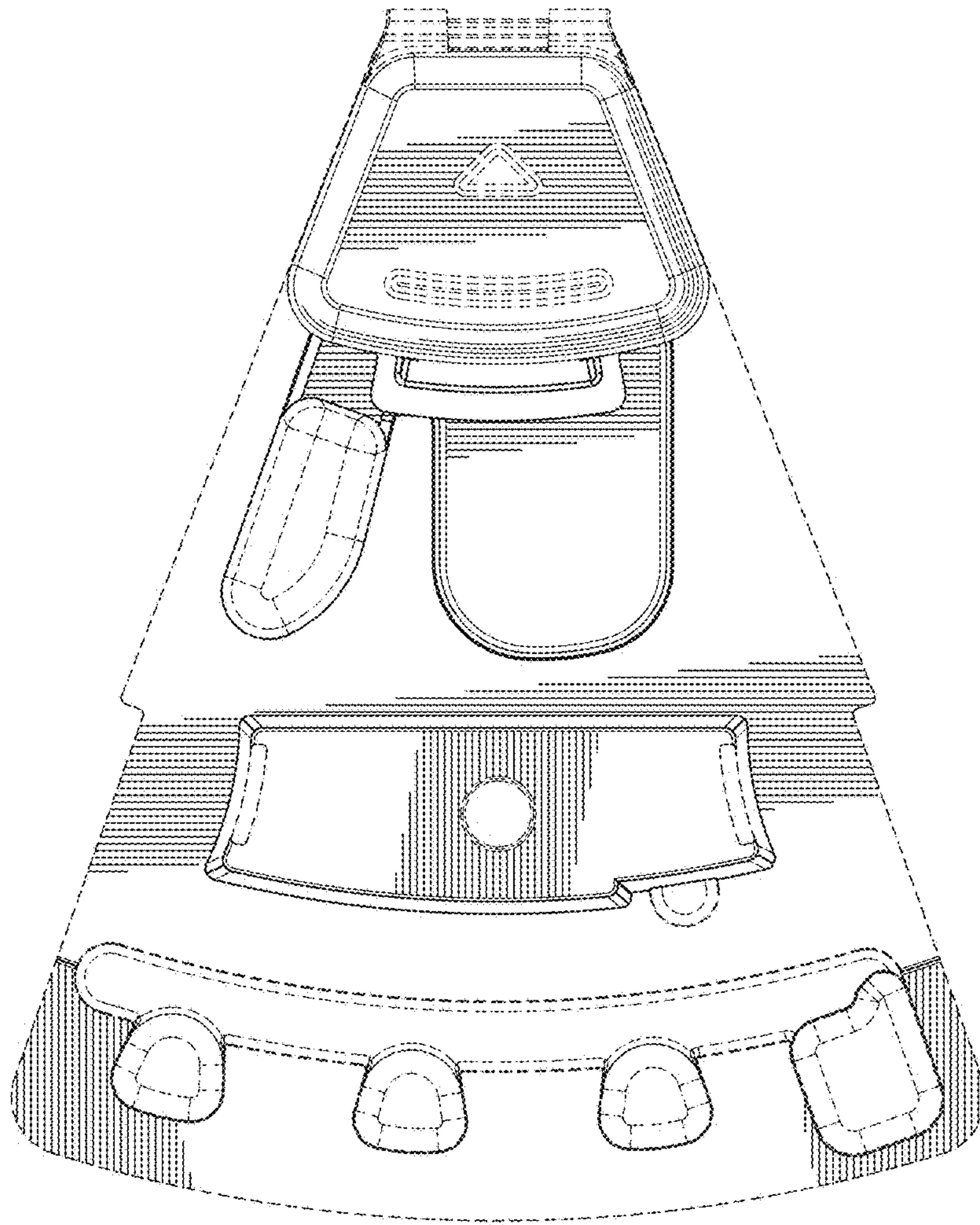


FIG. 2

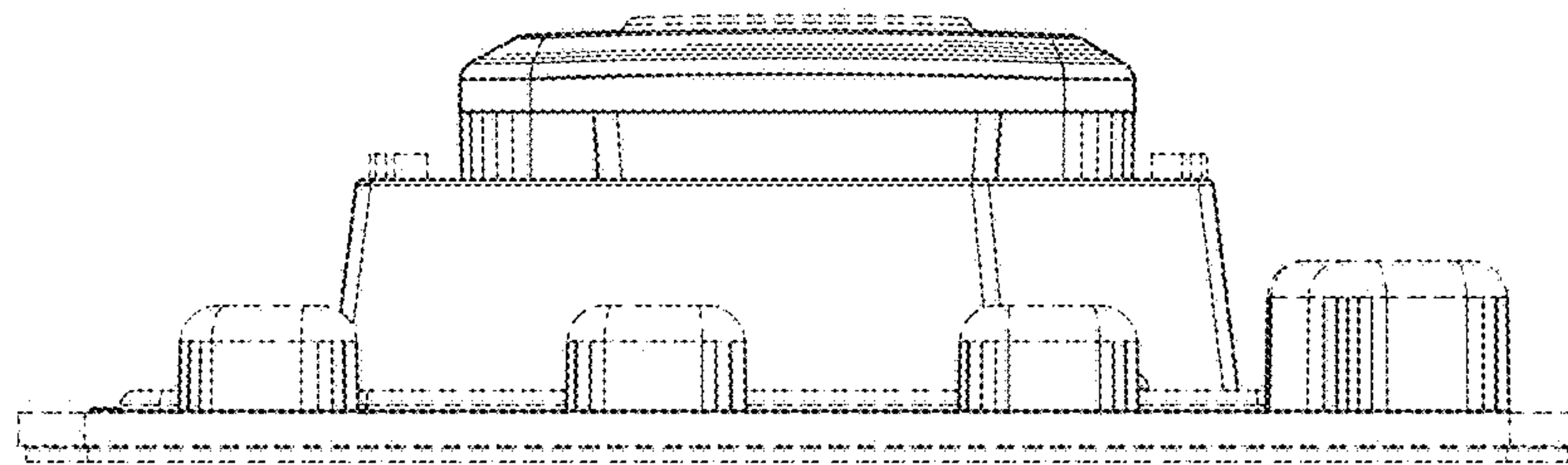


FIG. 3

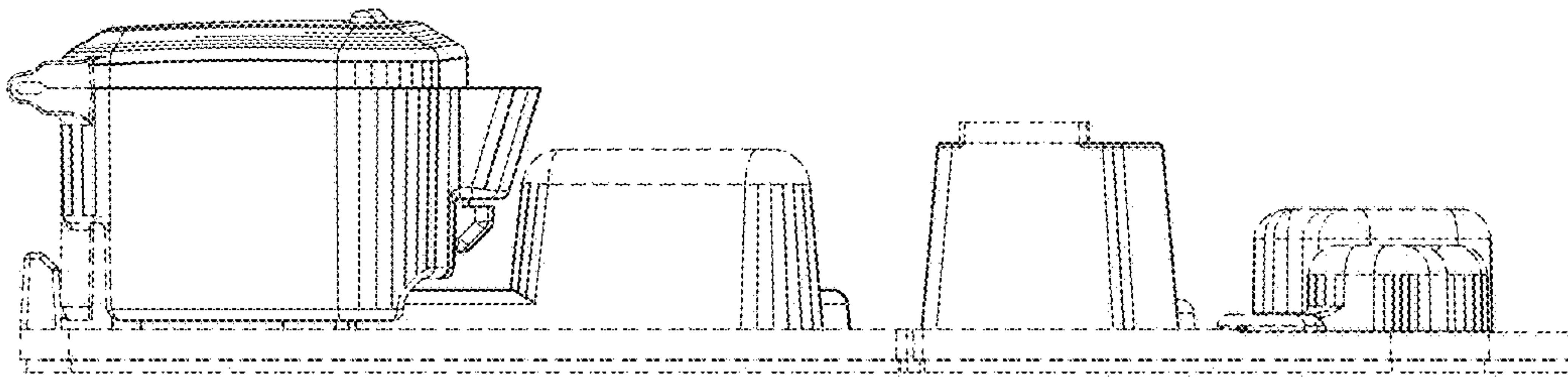


FIG. 4

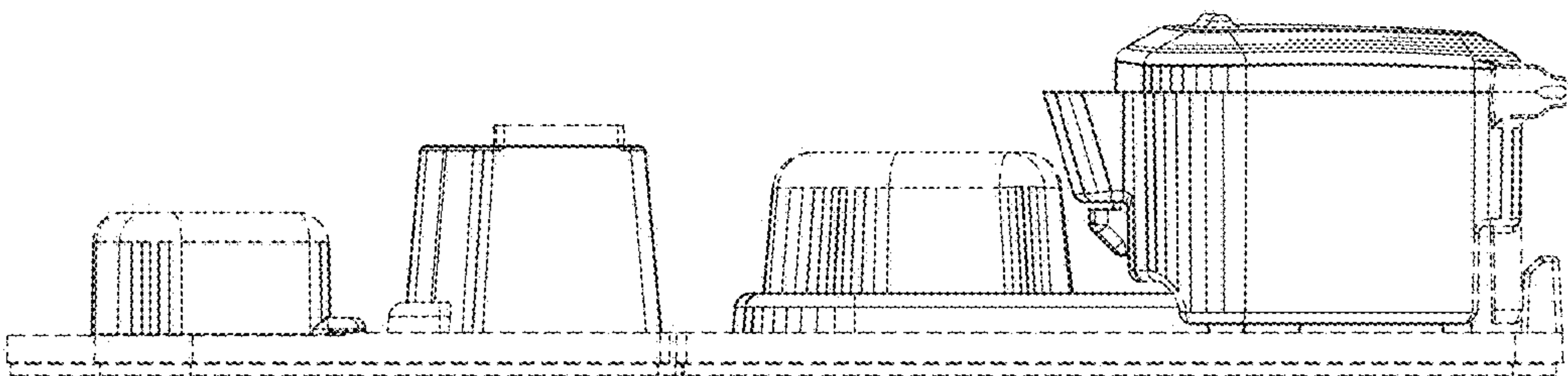


FIG. 5

