



US00D799708S

(12) **United States Design Patent**
Cox

(10) **Patent No.:** **US D799,708 S**
(45) **Date of Patent:** **** Oct. 10, 2017**

(54) **SHIN SPLINT WITH CALF SUPPORT BRACE**

D265,590 S 7/1982 Gauvry
4,378,009 A 3/1983 Rowley et al.
4,474,573 A 10/1984 Detty

(Continued)

(71) Applicant: **Wesley Cox**, Fayetteville, AR (US)

(72) Inventor: **Wesley Cox**, Fayetteville, AR (US)

(73) Assignee: **XTREME ORTHOPEDICS LLC**,
Fayetteville, AR (US)

FOREIGN PATENT DOCUMENTS

AU 2007309344 5/2008
CA 2667760 5/2008

(Continued)

(**) Term: **15 Years**

(21) Appl. No.: **29/539,260**

(22) Filed: **Sep. 11, 2015**

(51) **LOC (10) Cl.** **24-01**

(52) **U.S. Cl.**
USPC **D24/190**

(58) **Field of Classification Search**
USPC D24/190-192; D29/120.1, 121.1, 122
CPC A61F 5/0109; A61F 13/061; A61F 2/7812;
A61F 5/0106; A61F 2002/7818
See application file for complete search history.

OTHER PUBLICATIONS

European Search Report for Application No. EU13867118.5 (dated Aug. 5, 2016).

(Continued)

Primary Examiner — George D Kirschbaum

Assistant Examiner — Jennifer Watkins

(74) *Attorney, Agent, or Firm* — Kutak Rock LLP; Bryan P. Stanley

(57) **CLAIM**

The ornamental design for a shin splint with calf support brace, as shown and described.

(56) **References Cited**

DESCRIPTION

U.S. PATENT DOCUMENTS

1,473,041 A	11/1923	Henderson
2,211,203 A	8/1940	Goldman
2,594,809 A	4/1952	Sanders
3,075,521 A	1/1963	Grassl
3,521,623 A	7/1970	Nichols et al.
3,678,926 A	7/1972	Strittmatter
3,696,810 A	10/1972	Gaylord, Jr.
3,897,777 A	8/1975	Morrison
4,066,084 A	1/1978	Tillander
D248,872 S	8/1978	Thomas
D251,682 S	4/1979	Levine
4,215,687 A	8/1980	Shaw
4,243,028 A	1/1981	Puyana
4,334,528 A	6/1982	Gauvry

FIG. 1 is a front right side perspective view of a shin splint with calf compression support brace of the instant invention, shown in a position of use on a human leg over a calf of the leg.

FIG. 2 is a rear elevation view of the brace of FIG. 1.

FIG. 3 is a front elevation view of the brace of FIG. 1.

FIG. 4 is a right side elevation view of the brace of FIG. 1.

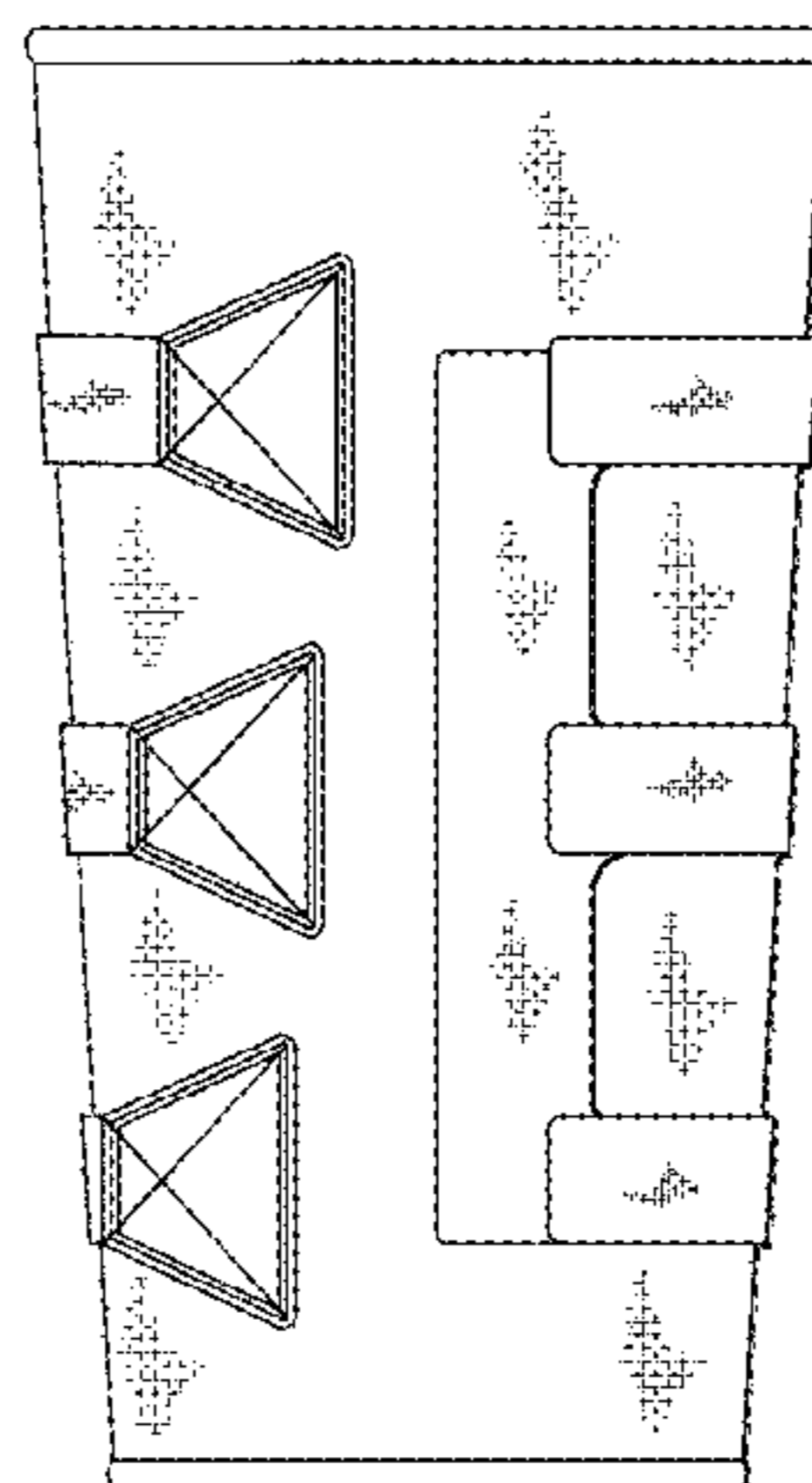
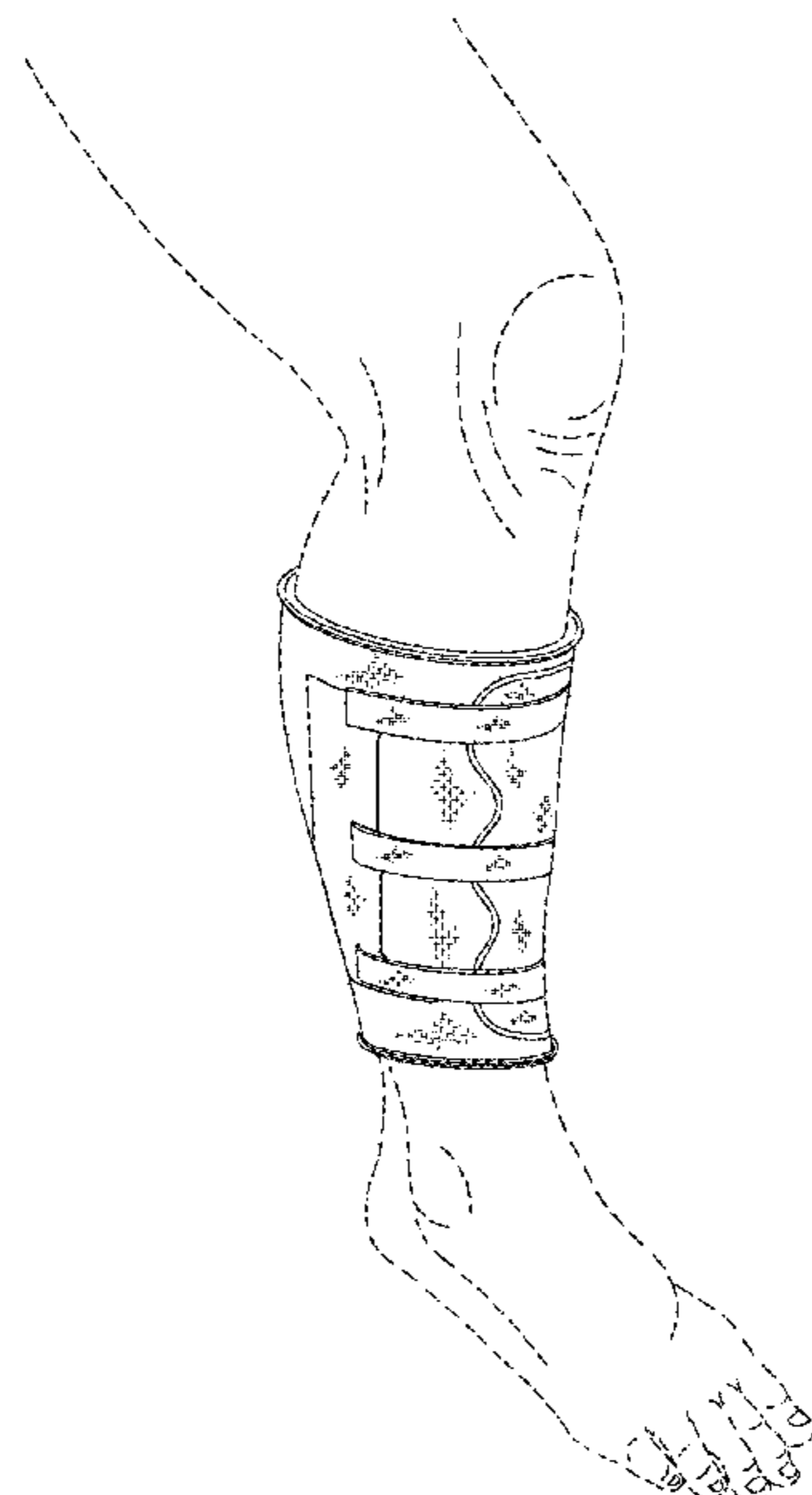
FIG. 5 is a left side elevation view of the brace of FIG. 1.

FIG. 6 is a top plan view of the brace of FIG. 1; and,

FIG. 7 is a bottom plan view of the brace of FIG. 1.

The broken lines showing a person's leg are for the purpose of illustrating environment and form no part of the claim.

1 Claim, 4 Drawing Sheets



(56)

References Cited

U.S. PATENT DOCUMENTS

4,598,701 A 7/1986 Schaefer
 4,628,918 A 12/1986 Johnson, Jr.
 4,682,588 A 7/1987 Curlee
 4,896,660 A 1/1990 Scott
 4,966,136 A 10/1990 Bates
 5,063,913 A 11/1991 Nyi
 5,152,302 A 10/1992 Fareed
 5,154,690 A 10/1992 Shiono
 D331,801 S 12/1992 Shiono
 5,211,623 A 5/1993 Sarkozi
 5,295,949 A 3/1994 Hathaway
 5,295,951 A 3/1994 Fareed
 5,329,941 A 7/1994 Bodine, Jr.
 5,372,575 A 12/1994 Sebastian
 5,383,844 A 1/1995 Munoz et al.
 5,403,268 A 4/1995 Clement
 5,423,333 A 6/1995 Jensen et al.
 5,445,647 A 8/1995 Choy
 D369,660 S 5/1996 Myoga
 5,591,121 A 1/1997 Cantrell
 5,893,871 A 4/1999 Tanaka
 5,921,949 A 7/1999 Dray
 5,924,120 A 7/1999 Razdan et al.
 5,925,010 A * 7/1999 Caprio, Jr. A61F 5/0109
 602/62
 6,007,508 A 12/1999 Reinhardt et al.
 D422,362 S 4/2000 Ames
 6,077,241 A 6/2000 Fareed
 6,077,242 A 6/2000 Falk et al.
 6,120,472 A 9/2000 Singer, Jr.
 6,149,617 A 11/2000 McNally et al.
 6,352,074 B1 3/2002 Okada
 6,361,549 B1 3/2002 Asatourian et al.
 D455,213 S 4/2002 Weaver, II et al.
 6,398,749 B1 6/2002 Slautterback
 6,402,712 B1 6/2002 Gauvry
 D462,772 S 9/2002 Lamping et al.
 6,478,760 B2 11/2002 Darcey
 6,485,448 B2 11/2002 Lamping et al.
 6,592,539 B1 * 7/2003 Einarsson A61F 5/0109
 602/26
 6,659,971 B2 12/2003 Gaylord
 D488,523 S 4/2004 Hamlin
 6,755,800 B2 6/2004 Weaver, II et al.
 D500,137 S 12/2004 Hely
 6,852,088 B2 2/2005 Gaylord
 6,863,657 B1 3/2005 Clements et al.
 D503,806 S 4/2005 Williams
 6,932,781 B2 8/2005 Itoi
 7,189,213 B1 3/2007 Weber
 7,244,239 B2 7/2007 Howard
 D550,847 S * 9/2007 Kixmiller D24/190
 D580,063 S * 11/2008 Lin D24/190
 D580,065 S 11/2008 Lin
 D580,554 S 11/2008 Lin
 D580,556 S 11/2008 Lin
 7,563,236 B2 7/2009 Kazmierczak et al.
 7,637,883 B2 12/2009 Nyi
 7,640,610 B2 1/2010 Mervar
 7,730,550 B2 6/2010 Chiang
 7,740,645 B2 6/2010 Babaev

7,749,179 B2 7/2010 Hargrave et al.
 D623,757 S 9/2010 Chiang
 D623,759 S 9/2010 Chiang
 D630,333 S 1/2011 Chiang
 7,951,104 B2 5/2011 Rodgers, Jr. et al.
 D642,280 S 7/2011 Goumas
 8,016,780 B1 9/2011 Sickles
 8,043,241 B2 10/2011 Goumas
 8,109,273 B2 2/2012 Golden et al.
 8,118,765 B2 2/2012 Magnusson
 8,273,040 B1 9/2012 Morrow
 8,523,793 B1 9/2013 Waldon, Sr.
 8,628,488 B2 1/2014 Serola
 8,821,425 B2 9/2014 Cox
 D728,805 S 5/2015 Tanaka
 D728,806 S * 5/2015 Cox D24/190
 D746,997 S 1/2016 Higgins
 D750,261 S 2/2016 Kusmirek
 9,320,639 B2 4/2016 Serola
 D767,772 S * 9/2016 Jiminez D24/190
 2002/0147421 A1 10/2002 Darcey
 2002/0169407 A1 11/2002 Glinsboeckel
 2003/0187373 A1 10/2003 Gaylord
 2005/0055775 A1 3/2005 Gourd
 2005/0273026 A1 12/2005 Howard
 2006/0026730 A1 * 2/2006 Terczak A41D 13/08
 2/59
 2008/0188788 A1 8/2008 Serola
 2010/0042031 A1 2/2010 Anglada
 2010/0152635 A1 6/2010 Borden
 2011/0009795 A1 1/2011 Graham
 2011/0021958 A1 1/2011 Lynds
 2011/0179542 A1 7/2011 Khuong et al.
 2011/0192403 A1 8/2011 Goumas
 2012/0010546 A1 1/2012 Sotereanos et al.
 2012/0096616 A1 4/2012 Fisher
 2012/0209159 A1 8/2012 Fout
 2012/0277649 A1 11/2012 Matsuo
 2013/0160176 A1 6/2013 Magri
 2014/0188024 A1 * 7/2014 Cox A61F 5/01
 602/20
 2016/0000612 A1 * 1/2016 Cox A61F 13/085
 602/62

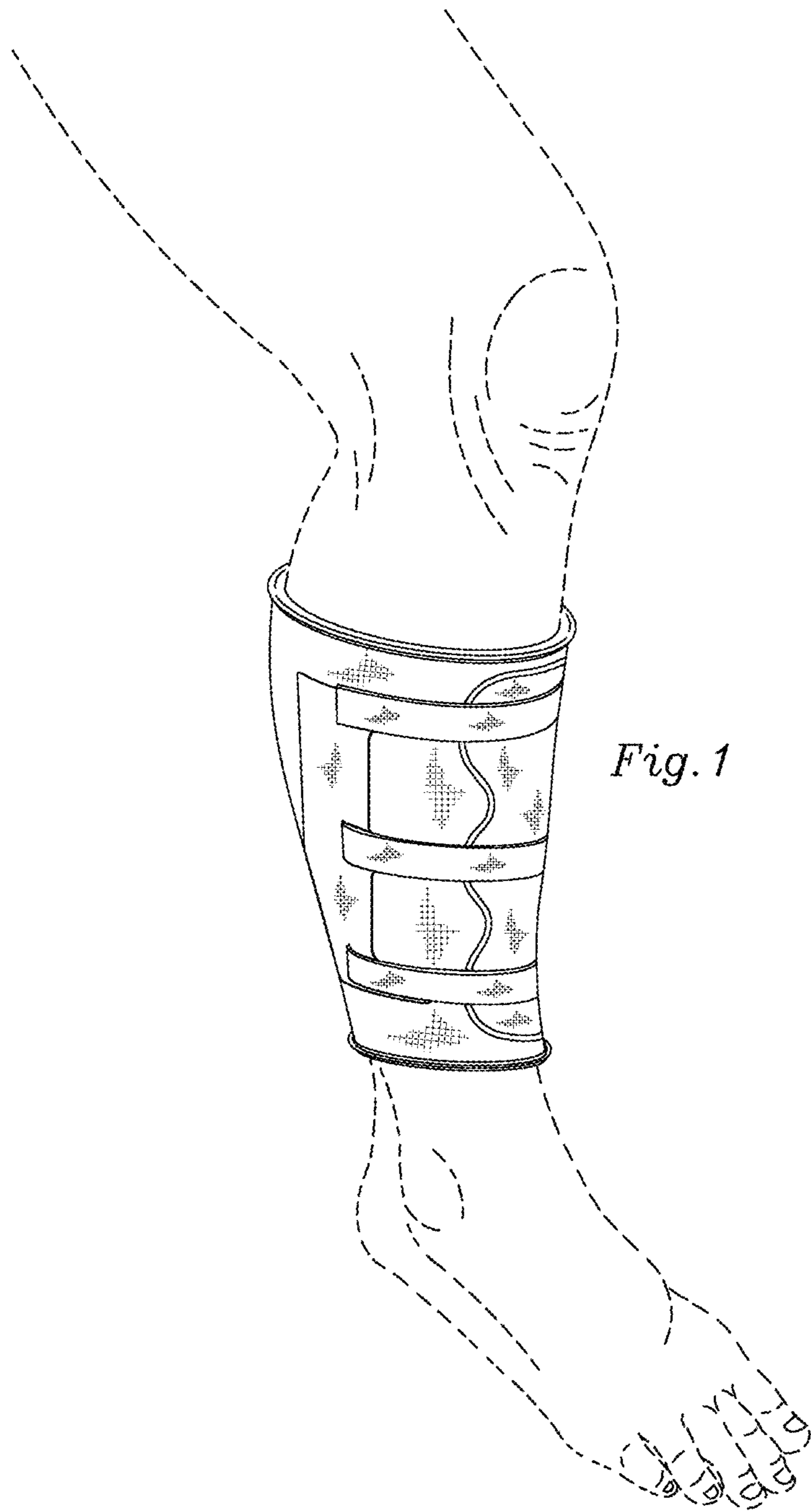
FOREIGN PATENT DOCUMENTS

EP 0362528 4/1990
 EP 0904752 3/1999
 EP 2097113 9/2009
 JP 2005245611 9/2005
 JP 2010508072 3/2010
 KR 100883324 2/2009
 KR 10-20090092772 9/2009
 WO 2008051640 A2 5/2008
 WO 2008051640 A3 5/2008

OTHER PUBLICATIONS

Written Opinion and International Search Report for PCT/US2013/078429 (dated Apr. 3, 2014).
 Written Opinion and International Search Report for PCT/US2014/040279 (dated Oct. 1, 2014).

* cited by examiner



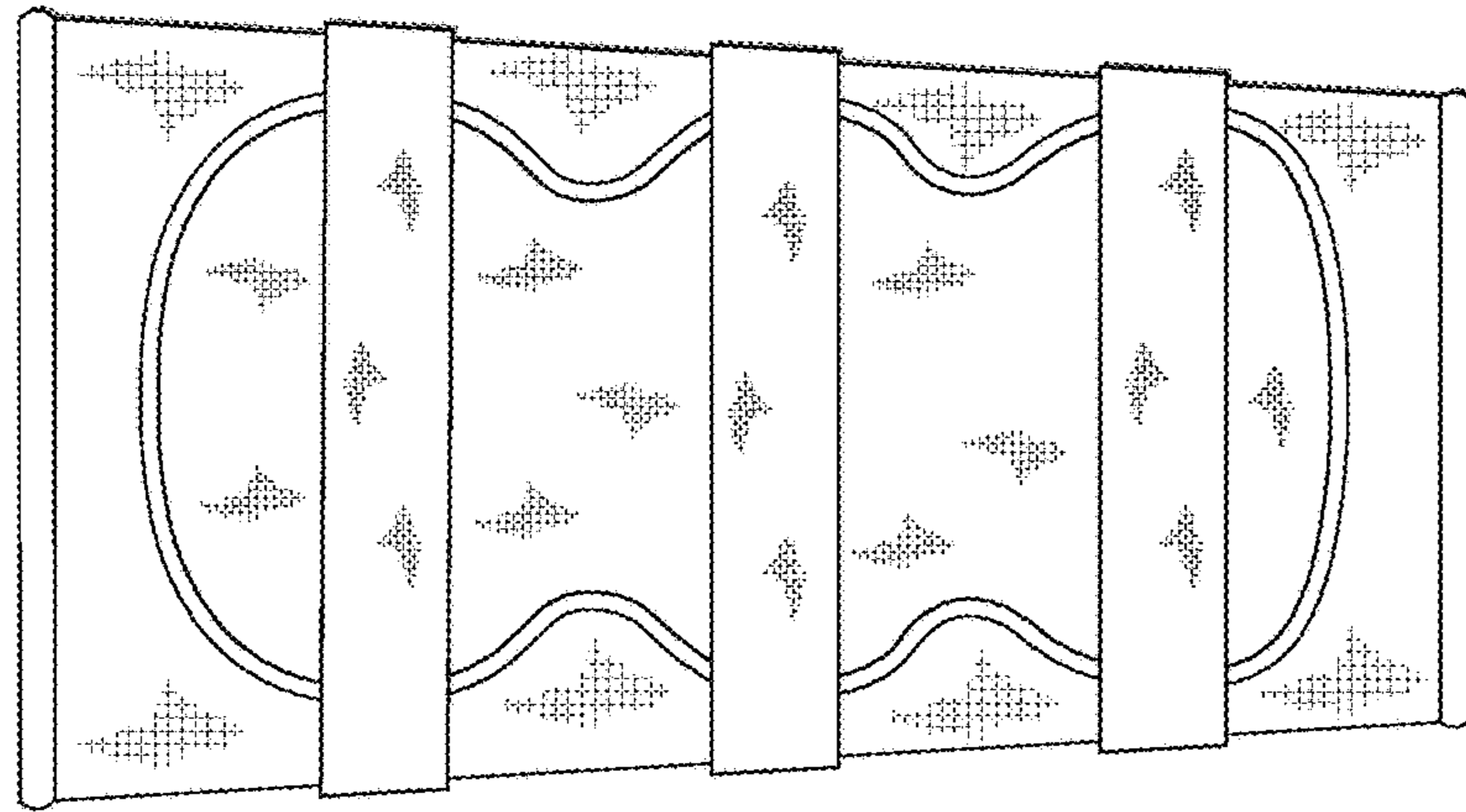


Fig. 3

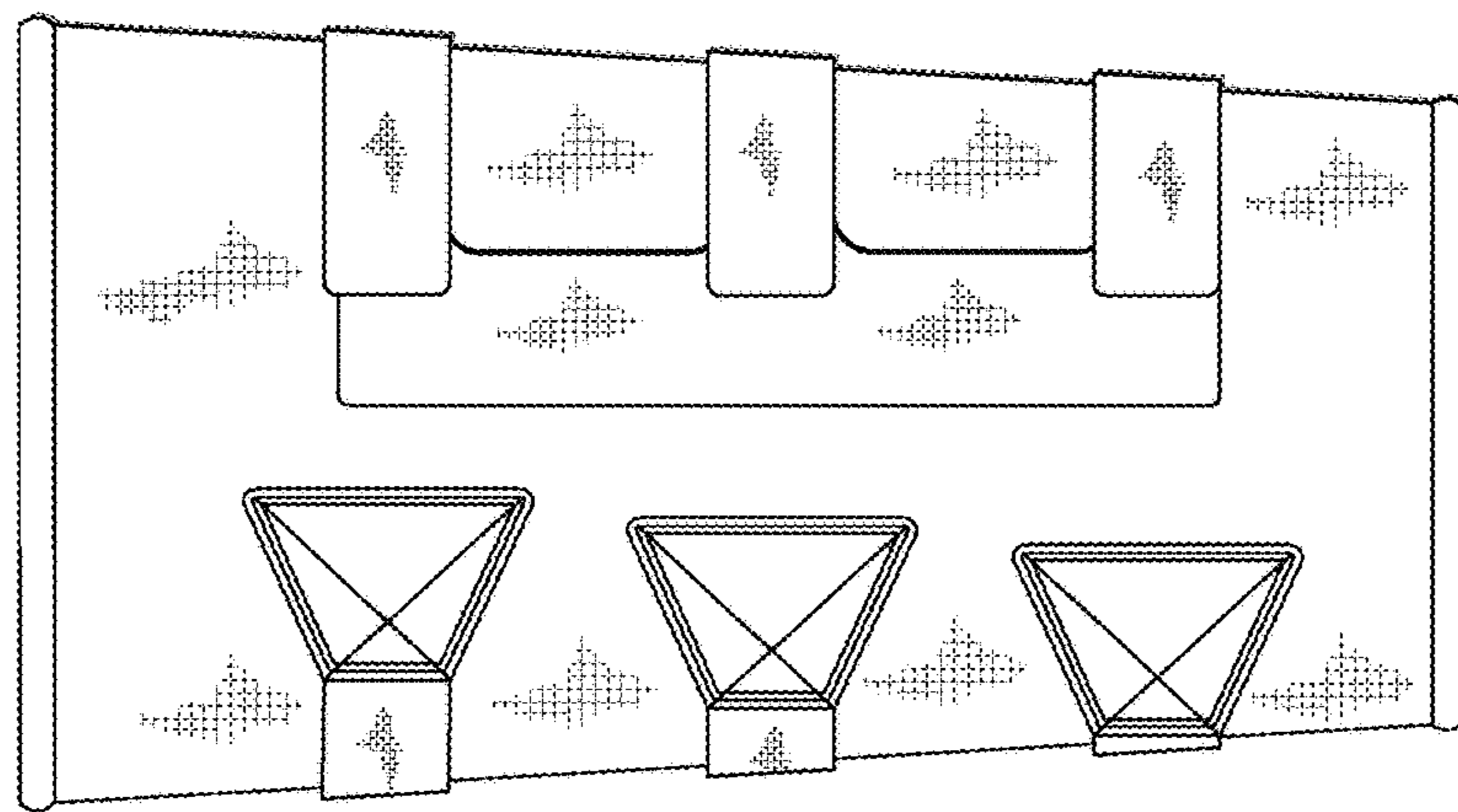


Fig. 2

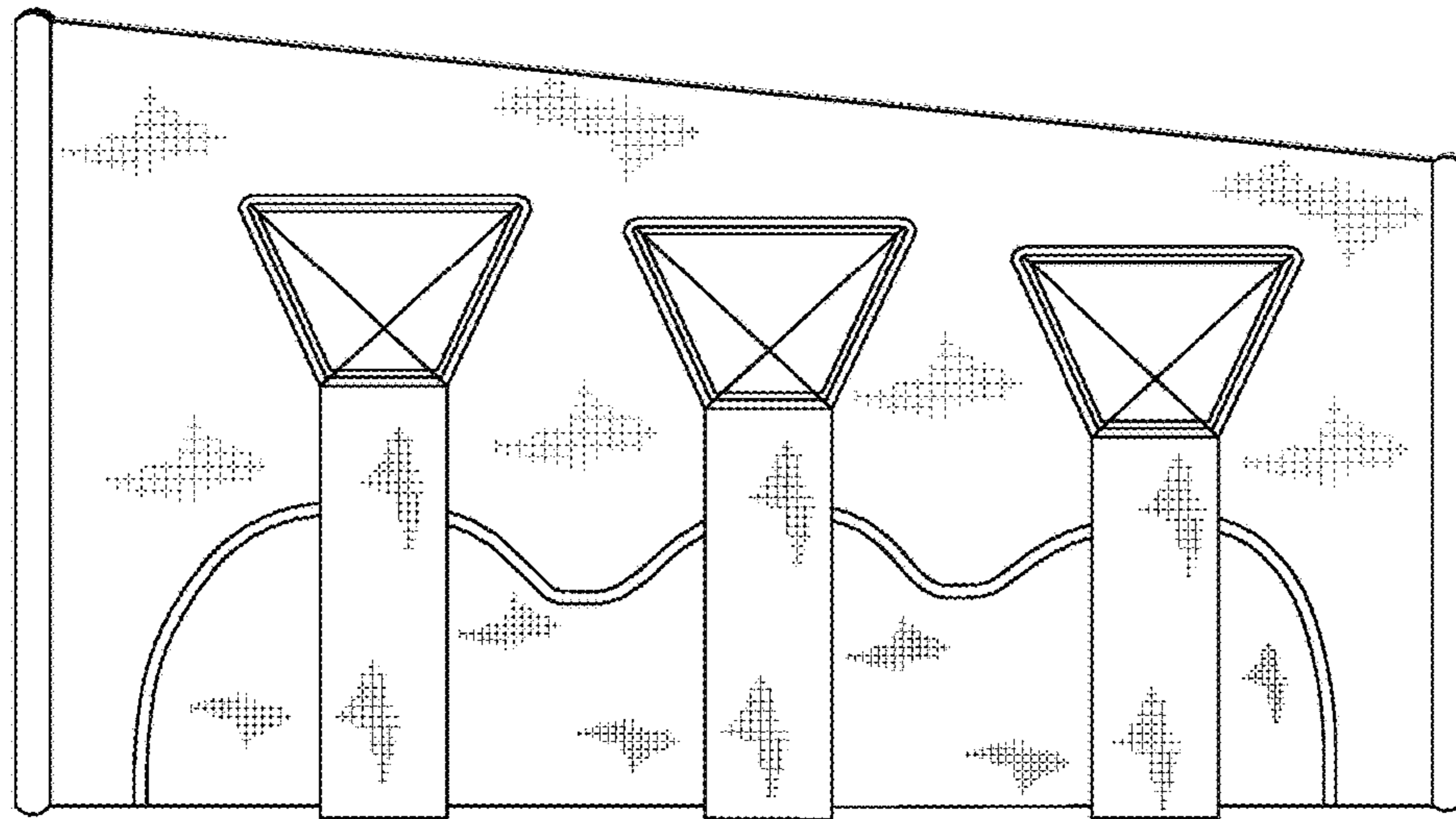


Fig. 5

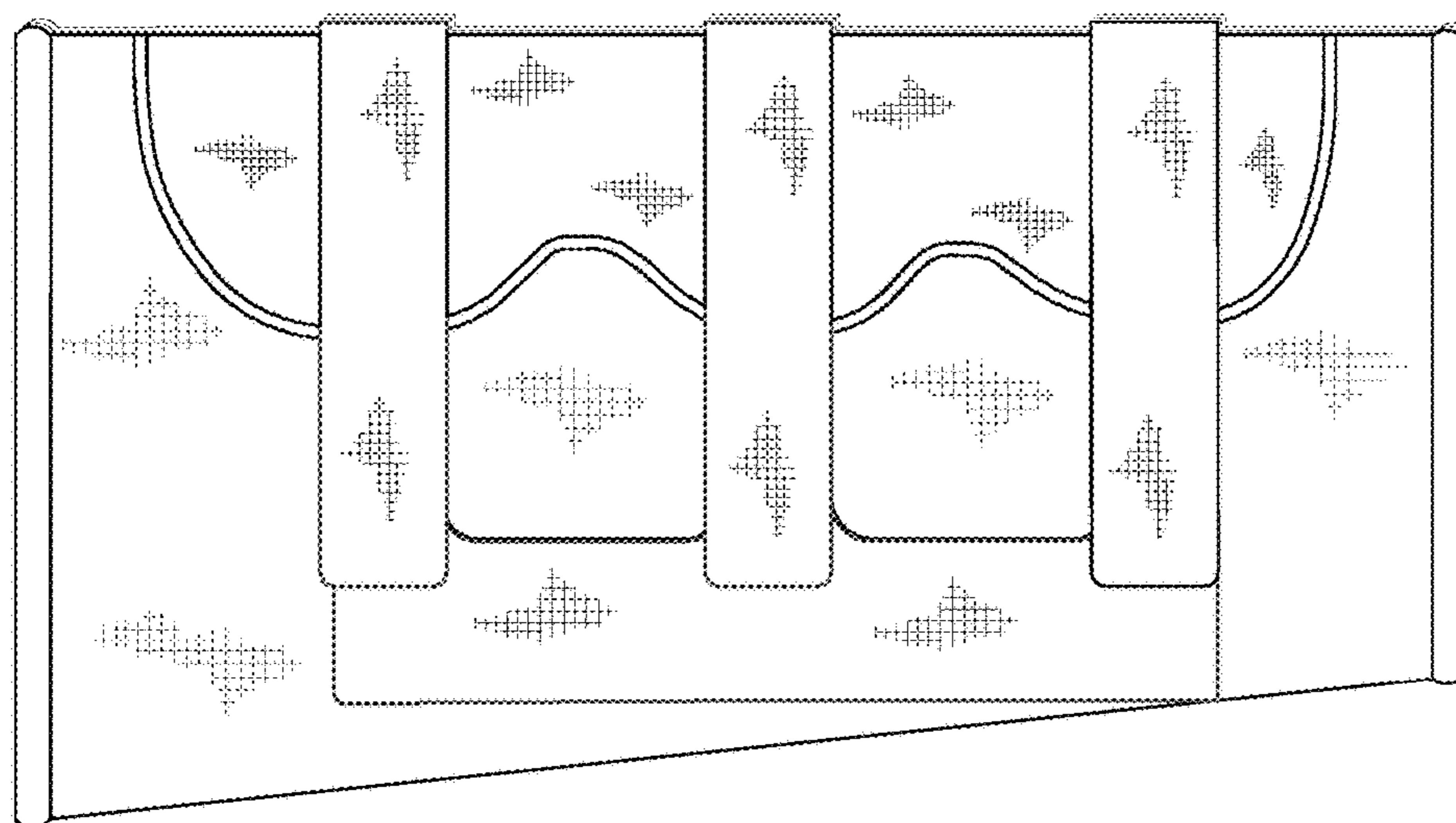


Fig. 4

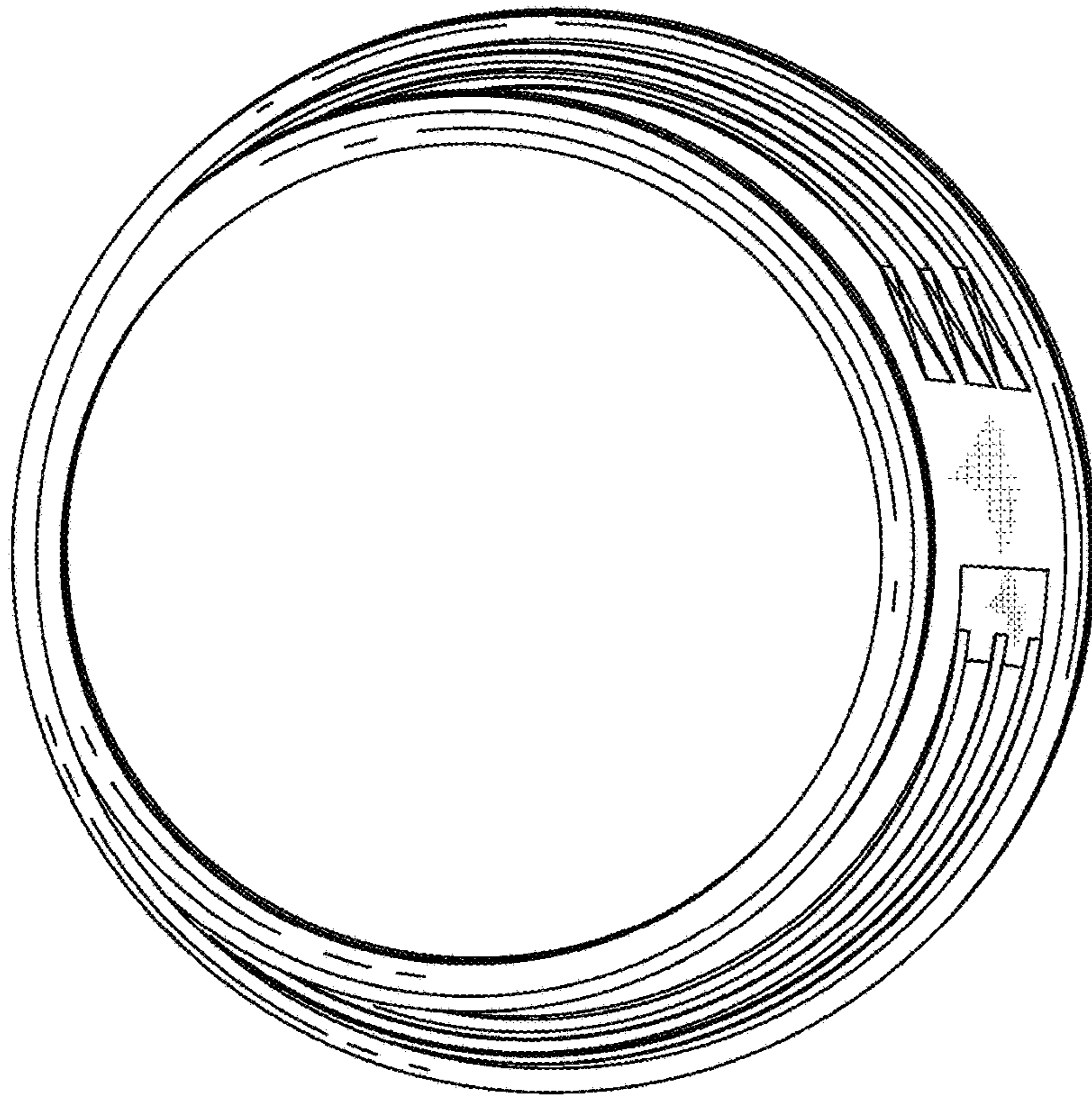


Fig. 7

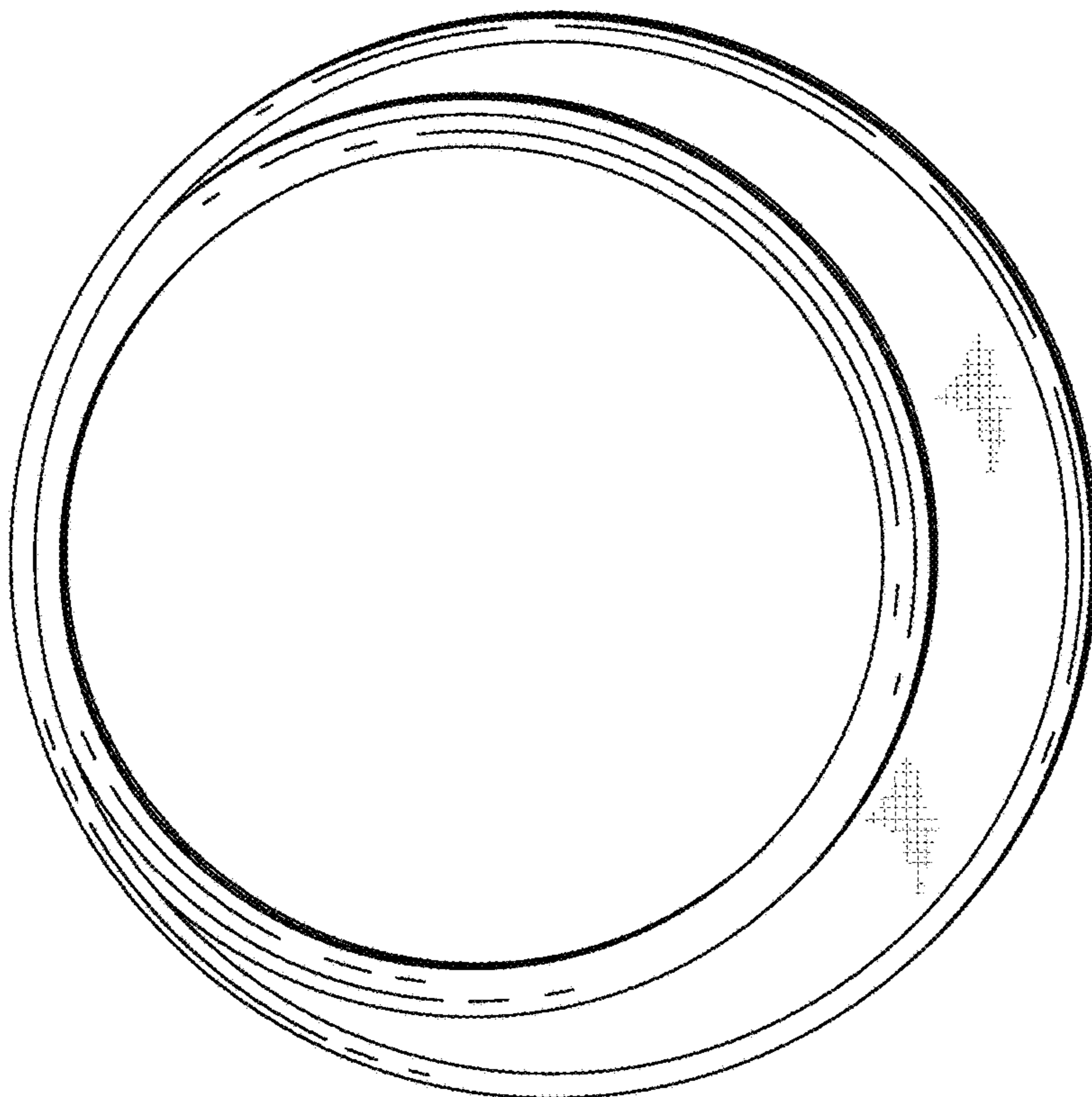


Fig. 6