



US00D799706S

(12) **United States Design Patent** (10) **Patent No.:** **US D799,706 S**
Scheuermann (45) **Date of Patent:** **** Oct. 10, 2017**

(54) **ORTHOPEdic BANDAGE**
(71) Applicant: **Bauerfeind AG**, Zeulenroda-Triebes (DE)
(72) Inventor: **Rainer Scheuermann**, Raisdorf (DE)
(73) Assignee: **Bauerfeind AG**, Zeulenroda-Triebes (DE)
(**) Term: **15 Years**
(21) Appl. No.: **29/544,359**
(22) Filed: **Nov. 3, 2015**
(51) **LOC (10) Cl.** **24-04**
(52) **U.S. Cl.**
USPC **D24/189**
(58) **Field of Classification Search**
USPC D24/189, 190, 145, 211–215
CPC A61F 13/0203; A61F 2013/00153
See application file for complete search history.

(56) **References Cited**
U.S. PATENT DOCUMENTS
2,476,921 A * 7/1949 Shock A61H 7/001
482/79
D248,666 S * 7/1978 Grube D24/211
4,421,110 A * 12/1983 DeLisle A61H 7/001
601/134
D307,475 S * 4/1990 Bomkamp D24/211
D341,406 S * 11/1993 Scheurer D21/805
D413,985 S * 9/1999 Martin D24/211
D480,144 S * 9/2003 Adams D24/189
D485,908 S * 1/2004 Sachi D24/189
D524,445 S * 7/2006 Liang D24/211
D572,825 S * 7/2008 Freeland D24/189
D627,071 S * 11/2010 Sevigny D24/189
D628,707 S * 12/2010 Bauerfeind D24/211
D676,563 S * 2/2013 Igwebuike D24/189

D694,415 S * 11/2013 Viner D24/213
8,677,532 B2 * 3/2014 Legare A47G 9/062
248/346.01
D707,842 S * 6/2014 Li D24/215
D738,602 S * 9/2015 Qin D2/961
2016/0324674 A1 * 11/2016 Scheuermann A61F 5/0106

* cited by examiner
Primary Examiner — George D. Kirschbaum
Assistant Examiner — Jennifer Watkins
(74) *Attorney, Agent, or Firm* — Arent Fox LLP

(57) **CLAIM**
The ornamental design for an orthopedic bandage, as shown and described.

DESCRIPTION
FIG. 1 is a perspective top view of an orthopedic bandage showing my new design;
FIG. 2 is a left side view of the orthopedic bandage shown in FIG. 1;
FIG. 3 is a front view of the orthopedic bandage shown in FIG. 1;
FIG. 4 is a top view of the orthopedic bandage shown in FIG. 1;
FIG. 5 is a first perspective bottom view of the orthopedic bandage shown in FIG. 1;
FIG. 6 is a second perspective bottom view of the orthopedic bandage shown in FIG. 1; and,
FIG. 7 is a third perspective bottom view of the orthopedic bandage shown in FIG. 1.
The right side view of the orthopedic bandage of FIG. 1 is omitted as it is a mirror image of that shown in FIG. 2; and the back side view of the orthopedic bandage of FIG. 1 is also omitted as it is a mirror image of that shown in FIG. 3.

1 Claim, 7 Drawing Sheets

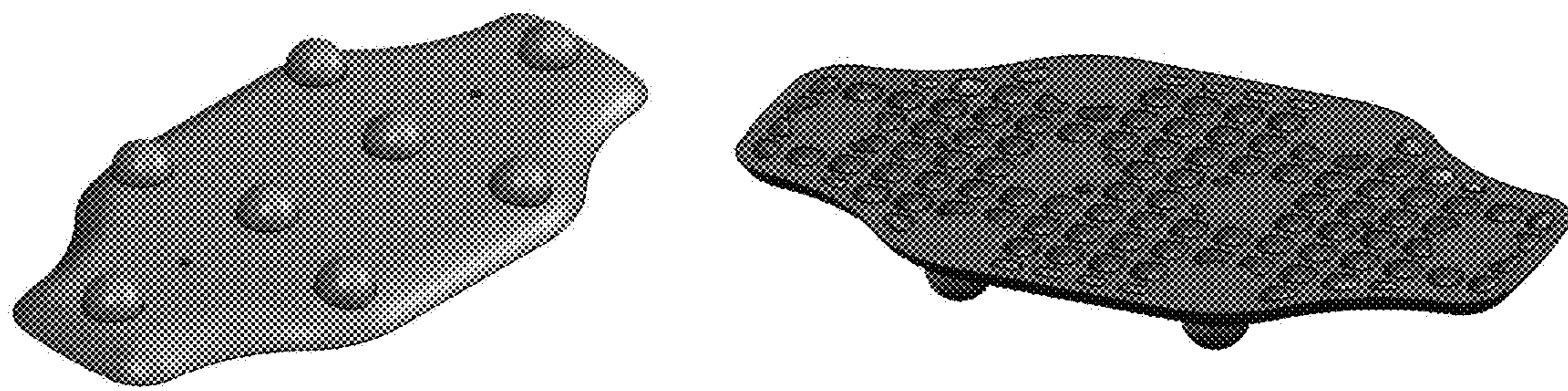


FIG. 1




FIG. 2



FIG. 3



FIG. 4




FIG. 5




FIG. 6




FIG. 7

