



US00D799677S

(12) **United States Design Patent**
Jonas et al.

(10) **Patent No.:** **US D799,677 S**
(45) **Date of Patent:** **** Oct. 10, 2017**

(54) **VENTILATION GRILL**

(71) Applicant: **Broan-NuTone LLC**, Hartford, WI (US)

(72) Inventors: **Kenneth John Jonas**, Mequon, WI (US); **Corey Scott Jacak**, West Bend, WI (US); **Benjamin Thorpe Puffer**, Hartford, WI (US); **Michael J. Aleven**, West Bend, WI (US)

(73) Assignee: **Broan-NuTone LLC**, Hartford, WI (US)

(**) Term: **15 Years**

(21) Appl. No.: **29/539,396**

(22) Filed: **Sep. 14, 2015**

(51) **LOC (10) Cl.** **23-04**

(52) **U.S. Cl.**
USPC **D23/385**; D23/412

(58) **Field of Classification Search**
USPC D23/370, 371, 377-379, 381, 382, D23/385-388, 411, 412; D26/59
CPC F04D 25/088; F04D 29/005; F04D 29/601; F04D 29/324; F21V 33/0096; F21V 33/0092; F24F 13/078

See application file for complete search history.

(56) **References Cited**

U.S. PATENT DOCUMENTS

D426,292 S	6/2000	Nanjo	
D457,616 S *	5/2002	Yamanaka	D23/371
D510,432 S	10/2005	Bargiel	
D510,996 S *	10/2005	Vladika	D23/385
D512,503 S	12/2005	Roland	
D535,433 S *	1/2007	Craw	D26/119
D543,270 S	5/2007	Miura et al.	
D567,352 S	4/2008	Hollingsworth et al.	
D567,353 S	4/2008	Hollingsworth et al.	

D567,354 S	4/2008	Jacak et al.	
D567,355 S	4/2008	Zakula et al.	
D567,933 S	4/2008	Hollingsworth et al.	
D575,387 S *	8/2008	Zakula	D23/371
D577,431 S	9/2008	Miyake et al.	
D581,508 S *	11/2008	Miyake	D23/371
D581,516 S	11/2008	Koury et al.	
D581,517 S	11/2008	Koury et al.	
D584,393 S	1/2009	Miyake et al.	
D584,394 S	1/2009	Miyake et al.	
D595,402 S	6/2009	Miyake et al.	
D617,441 S	6/2010	Koury et al.	
D654,998 S *	2/2012	Zakula	D23/371
D655,403 S *	3/2012	Zakula	D23/388
D678,497 S *	3/2013	Tom	D23/328

(Continued)

OTHER PUBLICATIONS

“U.S. Appl. No. 29/539,391, Notice of Allowance mailed Mar. 1, 2017”, 8 pgs.

(Continued)

Primary Examiner — Janice Hallmark
(74) *Attorney, Agent, or Firm* — McDermott Will and Emery LLP

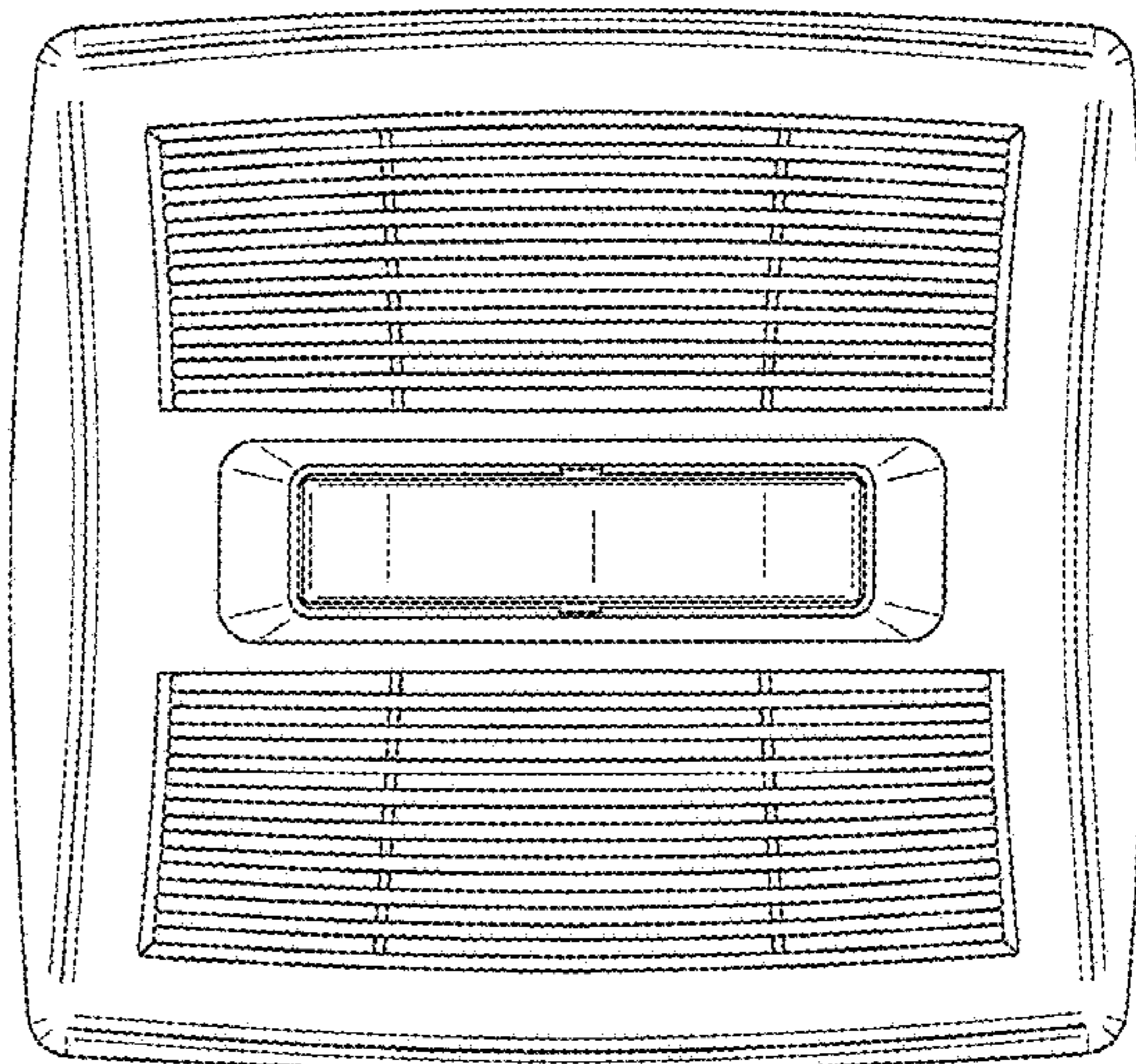
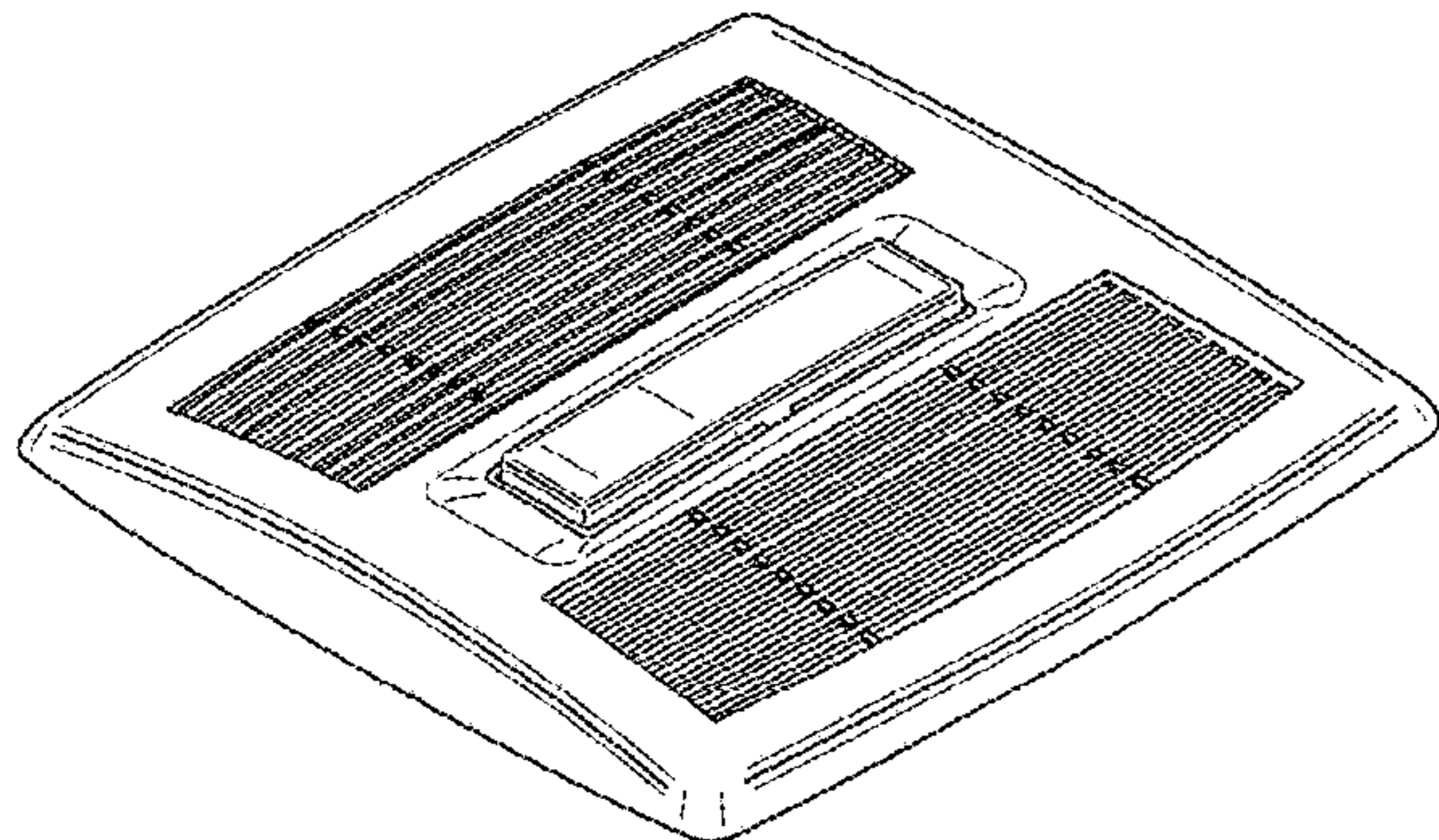
(57) **CLAIM**

The ornamental design for a ventilation grill, as shown and described.

DESCRIPTION

FIG. 1 is a perspective view of a ventilation grill showing our new design;
FIG. 2 is a top plan view thereof;
FIG. 3 is a bottom view thereof;
FIG. 4 is a side view thereof; and,
FIG. 5 is a front view, the rear view being exactly the same in appearance, thereof.
The broken lines depict environmental subject matter only and form no part of the claimed design.

1 Claim, 4 Drawing Sheets



(56)

References Cited

U.S. PATENT DOCUMENTS

D681,794	S *	5/2013	Lin	D23/371
D701,952	S	4/2014	Hoshino et al.		
D702,827	S *	4/2014	Mase	D23/370
D705,417	S *	5/2014	Lin	D23/371
D771,231	S	11/2016	Chen et al.		
D778,424	S *	2/2017	Jonas	D23/388
D778,425	S	2/2017	Jonas et al.		
D779,050	S *	2/2017	Jonas	D23/388
2013/0088855	A1 *	4/2013	Ye	F21V 33/0096 362/96
2014/0063796	A1	3/2014	Zakula et al.		
2015/0117034	A1 *	4/2015	Hornig	F24F 13/078 362/373
2015/0125292	A1	5/2015	Karst et al.		
2016/0069561	A1 *	3/2016	Jonas	F21V 29/83 362/96

OTHER PUBLICATIONS

“U.S. Appl. No. 29/539,392, Notice of Allowance mailed Mar. 3, 2017”, 8 pgs.
 “U.S. Appl. No. 29/539,401, Notice of Allowance mailed Feb. 27, 2017”, 8 pgs.
 “U.S. Appl. No. 29/539,405, Notice of Allowance mailed Mar. 1, 2017”, 9 pgs.
 “U.S. Appl. No. 29/539,409, Notice of Allowance mailed Mar. 2, 2017”, 8 pgs.
 “U.S. Appl. No. 29/539,414, Notice of Allowance mailed Mar. 13, 2017”, 8 pgs.
 “U.S. Appl. No. 29/539,415, Notice of Allowance mailed Mar. 9, 2017”, 8 pgs.

* cited by examiner

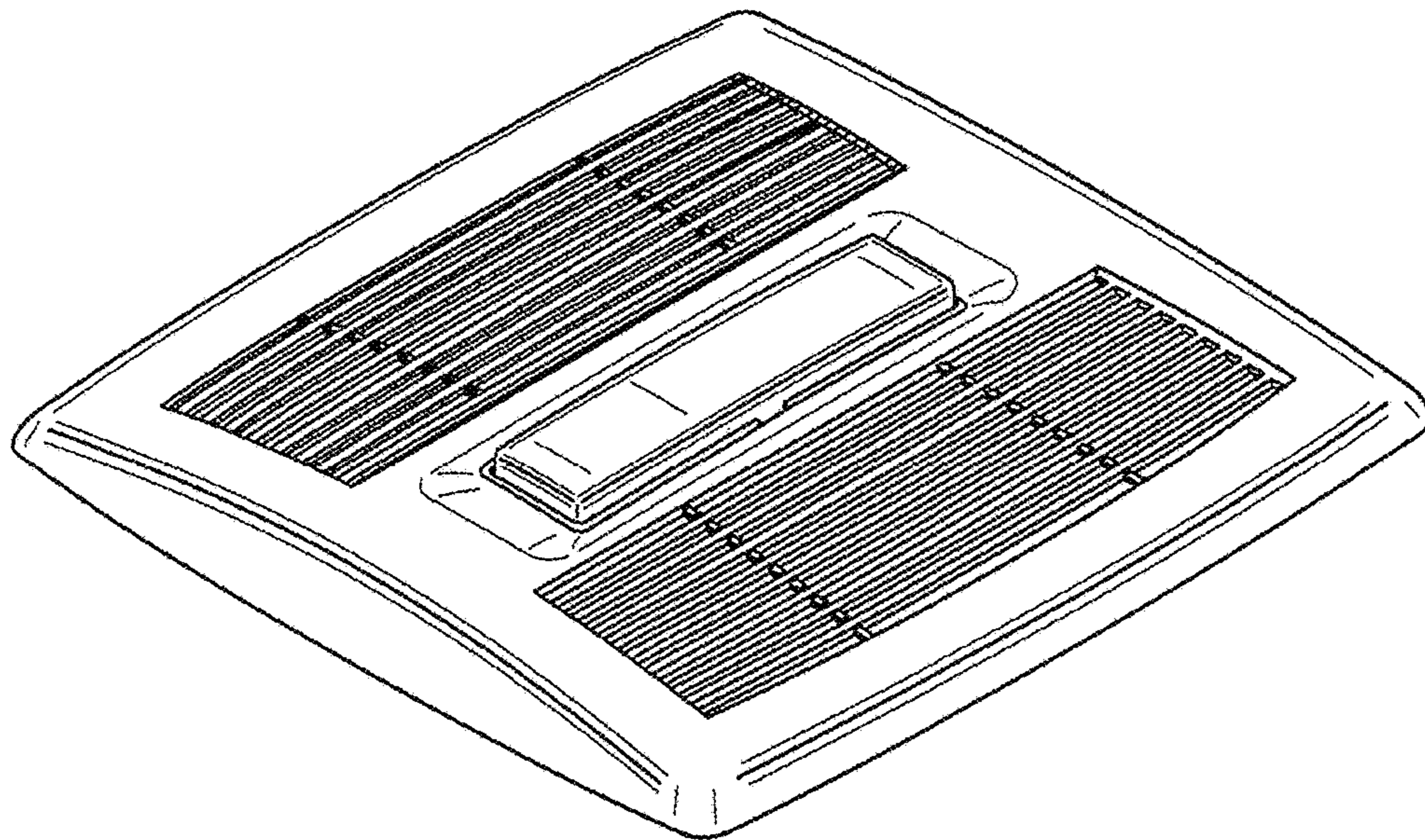


FIG. 1

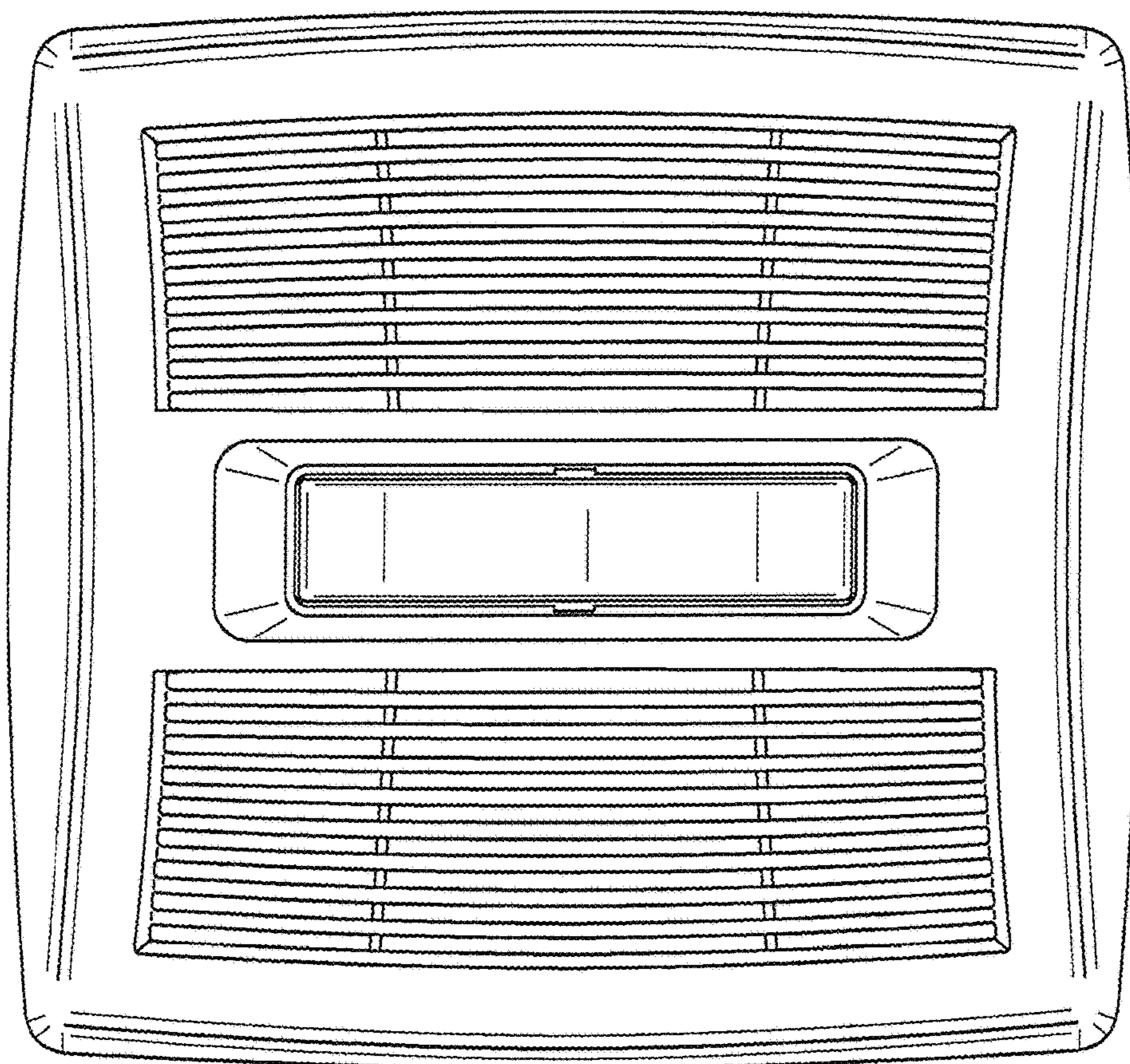


FIG. 2

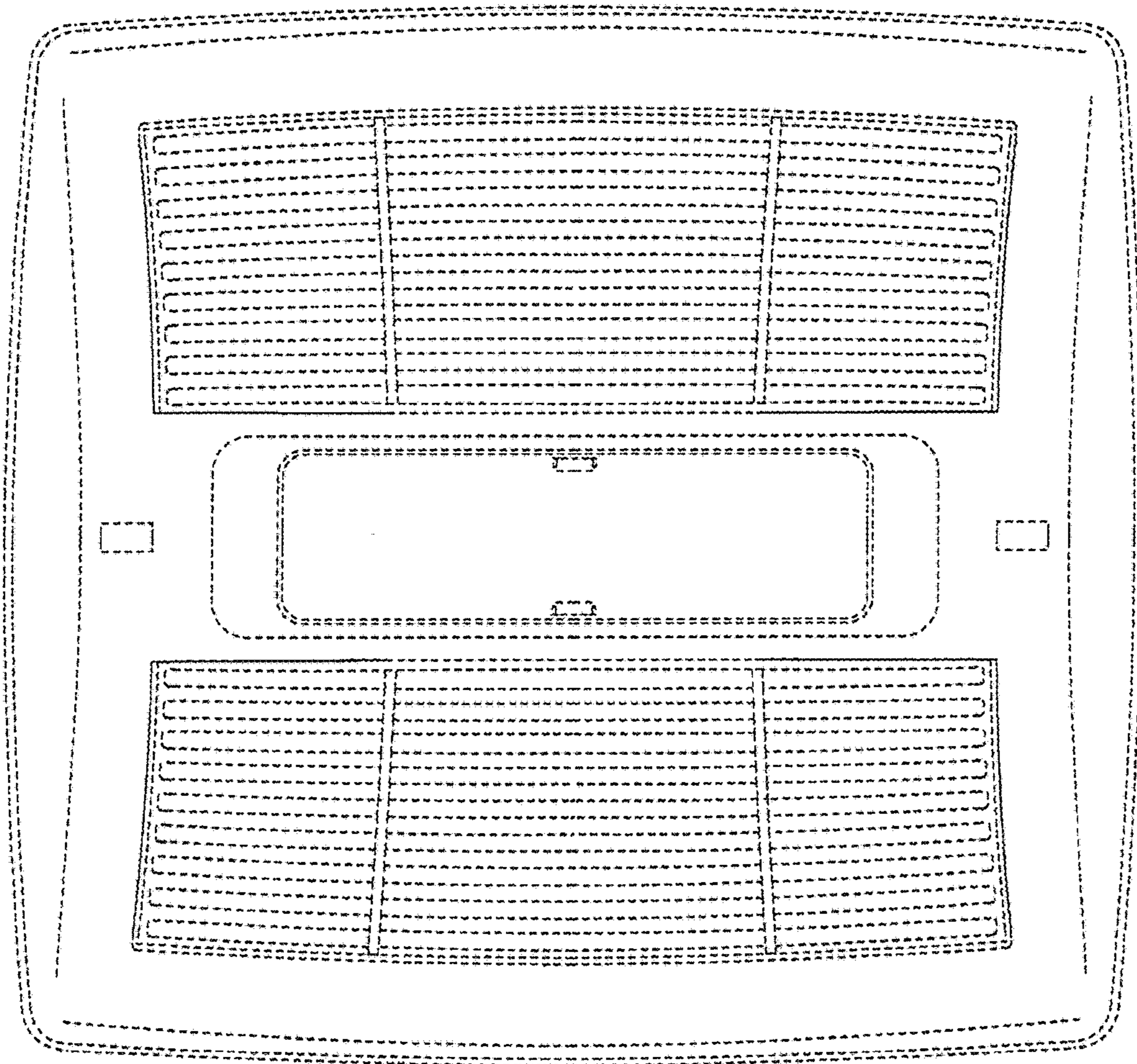


FIG. 3



FIG. 4



FIG. 5