



US00D799673S

(12) **United States Design Patent** (10) **Patent No.:** **US D799,673 S**
Chen et al. (45) **Date of Patent:** **** Oct. 10, 2017**

(54) **FAN**

(71) Applicants: **GD MIDEA ENVIRONMENT APPLIANCES MFG CO., LTD.,** Zhongshan (CN); **MIDEA GROUP CO., LTD.,** Foshan (CN)

(72) Inventors: **Wei Chen,** Zhongshan (CN); **Runming Guo,** Zhongshan (CN)

(73) Assignees: **GM MIDEA ENVIRONMENT APPLIANCES MFG CO., LTD.,** Zhongshan (CN); **MIDEA GROUP CO., LTD.,** Foshan (CN)

(**) Term: **15 Years**

(21) Appl. No.: **29/548,531**

(22) Filed: **Dec. 15, 2015**

(30) **Foreign Application Priority Data**

Sep. 29, 2015 (CN) 2015 3 0380713

(51) **LOC (10) Cl.** **23-04**

(52) **U.S. Cl.**
USPC **D23/381**

(58) **Field of Classification Search**
USPC D23/370, 371, 373, 377-379, 381, 382, D23/385-388, 411, 412, 356, 358, 359, D23/363, 328, 332, 335, 342; D26/59; D13/179
CPC F04D 25/088; F04D 29/005; F04D 29/601; F04D 29/324; F21V 33/0096; F21V 33/0092; F24F 13/078

See application file for complete search history.

(56) **References Cited**

U.S. PATENT DOCUMENTS

2,867,377	A *	1/1959	Lasko	F04D 29/646
					417/234
D377,390	S *	1/1997	Ketcham	D23/328
D407,478	S *	3/1999	Wilson, Jr.	D23/370
D408,907	S *	4/1999	Moreno	D23/381
D413,685	S *	9/1999	Lasko	D23/381
6,015,265	A *	1/2000	Lasko	F04D 29/703
					415/121.2
D441,443	S *	5/2001	Moreno	D23/370
D482,440	S *	11/2003	Wilson, Jr.	D23/412
D620,582	S *	7/2010	Peterson	D23/382
D645,553	S *	9/2011	Peterson	D23/411
D645,555	S *	9/2011	Peterson	D23/411

* cited by examiner

Primary Examiner — Janice Hallmark

(74) *Attorney, Agent, or Firm* — Hodgson Russ LLP

(57) **CLAIM**

The ornamental design for a fan, as shown and described.

DESCRIPTION

FIG. 1 is a front elevational view of a fan showing my new design;
FIG. 2 is a rear elevational view thereof;
FIG. 3 is a left side elevational view thereof;
FIG. 4 is a right side elevational view thereof;
FIG. 5 is a top view thereof;
FIG. 6 is a bottom view thereof; and,
FIG. 7 is a perspective view thereof.

1 Claim, 5 Drawing Sheets






FIG. 1




FIG. 2




FIG. 3




FIG. 4




FIG. 5




FIG. 6




FIG. 7