

US00D799654S

(12) **United States Design Patent**  
**Jun et al.**

(10) **Patent No.:** **US D799,654 S**  
(45) **Date of Patent:** **\*\* Oct. 10, 2017**

(54) **AIR CONDITIONER**

(71) Applicant: **Samsung Electronics Co., Ltd.**,  
Suwon-si, Gyeonggi-do (KR)

(72) Inventors: **Youngjoong Jun**, Seoul (KR); **Inshik Kim**, Seongnam-si (KR); **Junho Yang**, Seongnam-si (KR); **Baekki Kim**, Seoul (KR); **Sangsung Woo**, Seoul (KR)

(73) Assignee: **SAMSUNG ELECTRONICS CO., LTD.**, Gyeonggi-do (KR)

(\*\*) Term: **15 Years**

(21) Appl. No.: **29/505,571**

(22) Filed: **Dec. 23, 2015**

(30) **Foreign Application Priority Data**

Jun. 24, 2015 (KR) ..... 30-2015-0031889

(51) **LOC (10) Cl.** ..... **23-04**

(52) **U.S. Cl.**  
USPC ..... **D23/351**

(58) **Field of Classification Search**  
USPC ..... D23/333, 335, 341, 342, 351, 353, 354,  
D23/355, 356, 359, 364, 365, 370, 385,  
D23/386, 388, 393  
CPC .... F24F 1/00; F24F 1/0007; F24F 1/02; F24F  
1/08; F24F 1/42; F24F 1/56; F24F 1/60;  
F24F 3/044; F24F 3/048; F24F 3/16;  
F24F 7/00; F24F 7/04; F24F 12/001;  
F24F 12/006  
See application file for complete search history.

(56) **References Cited**

**U.S. PATENT DOCUMENTS**

D515,187 S \* 2/2006 Blateri ..... D23/336  
D636,473 S \* 4/2011 Kim ..... D23/351  
D683,005 S \* 5/2013 Park ..... D23/351  
D684,246 S \* 6/2013 Hong ..... D23/354  
D717,419 S \* 11/2014 Choi ..... D23/351

D762,831 S \* 8/2016 Park ..... D23/351  
D764,645 S \* 8/2016 Lee ..... D23/351  
D764,646 S \* 8/2016 Miyazaki ..... D23/351  
D781,258 S \* 3/2017 Kim ..... D14/126

\* cited by examiner

*Primary Examiner* — George D. Kirschbaum

*Assistant Examiner* — Natasha Vujcic

(74) *Attorney, Agent, or Firm* — Cantor Colburn LLP

(57) **CLAIM**

We claim, the ornamental design for a air conditioner, as shown and described.

**DESCRIPTION**

FIG. 1 is a front perspective view of a air conditioner showing our new design;

FIG. 2 is a front view thereof;

FIG. 3 is a rear view thereof;

FIG. 4 is a left-side view thereof;

FIG. 5 is a right-side view thereof;

FIG. 6 is a top view thereof;

FIG. 7 is a bottom view thereof; and,

FIG. 8 is an enlarged cross-sectional view thereof taken along line 8-8 in FIG. 2.

The broken lines in the drawings illustrate portions of air conditioner which forms no part of the claimed design. The dash-dot lines in the drawings illustrate the boundaries of the air conditioner which form no part of the claimed design.

**1 Claim, 5 Drawing Sheets**




FIG. 1

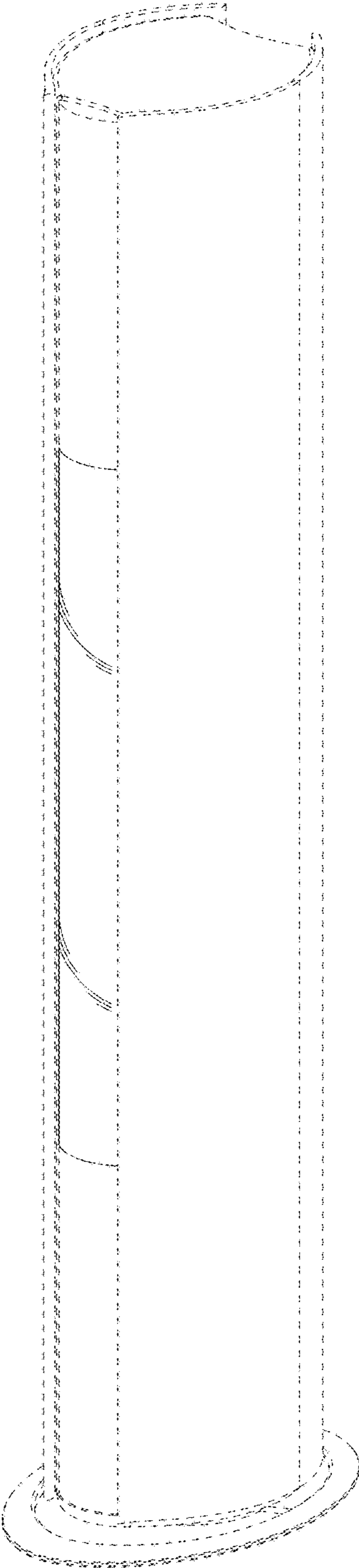


FIG.2

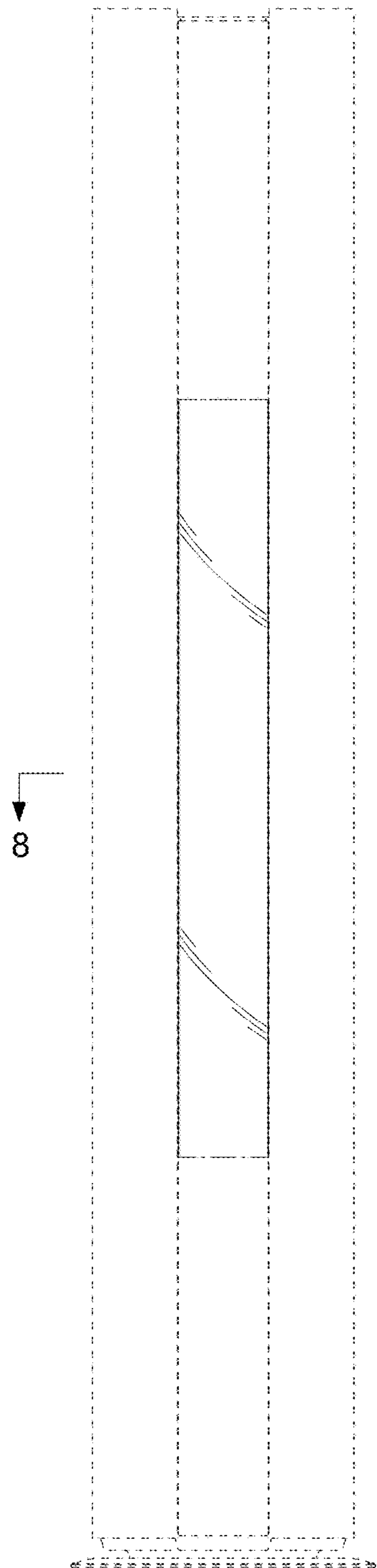


FIG.3

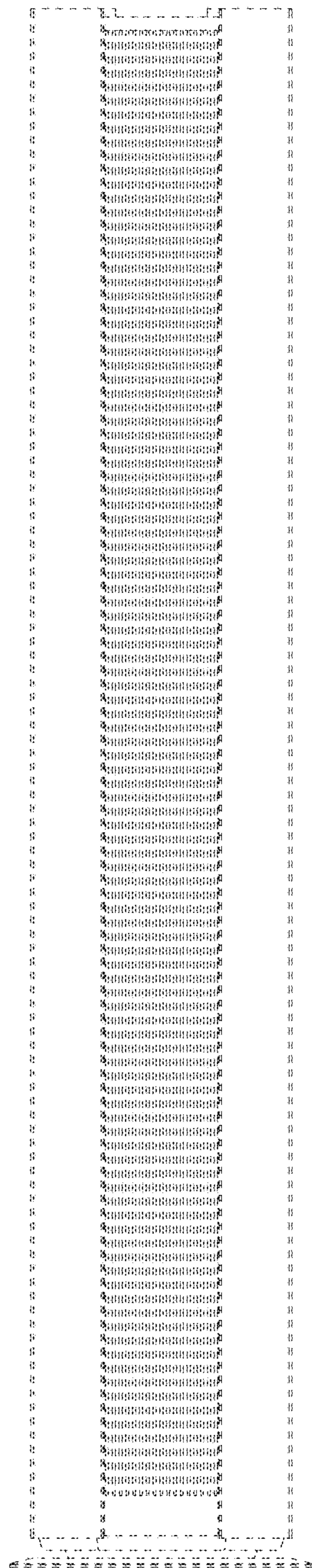


FIG.4

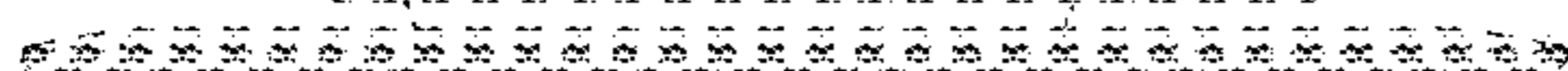


FIG.5

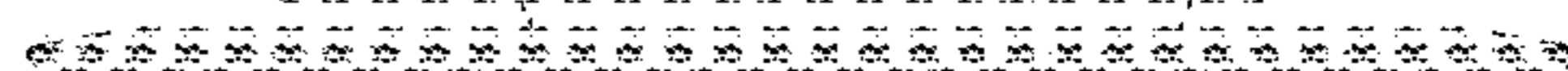



FIG.6

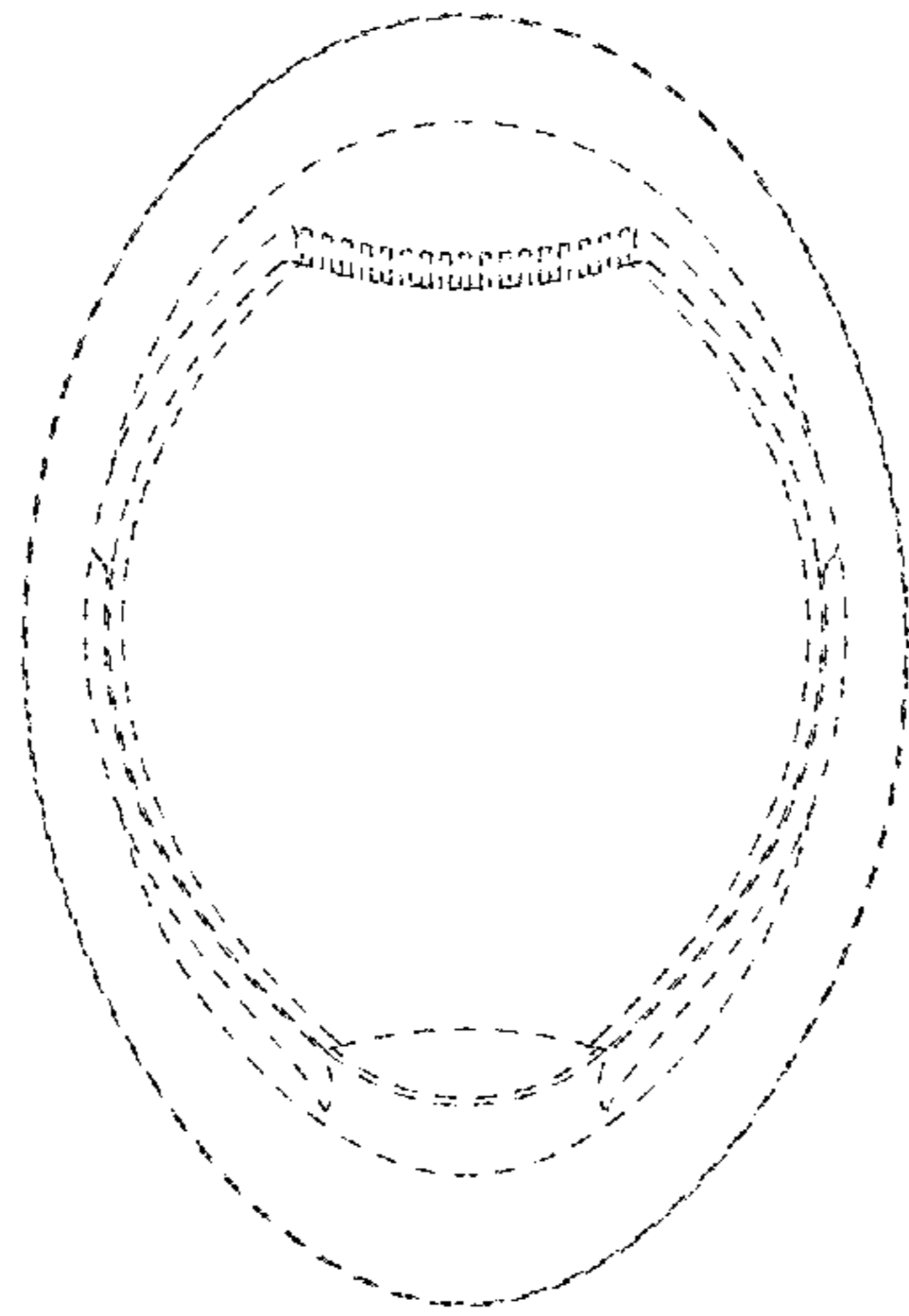


FIG.7

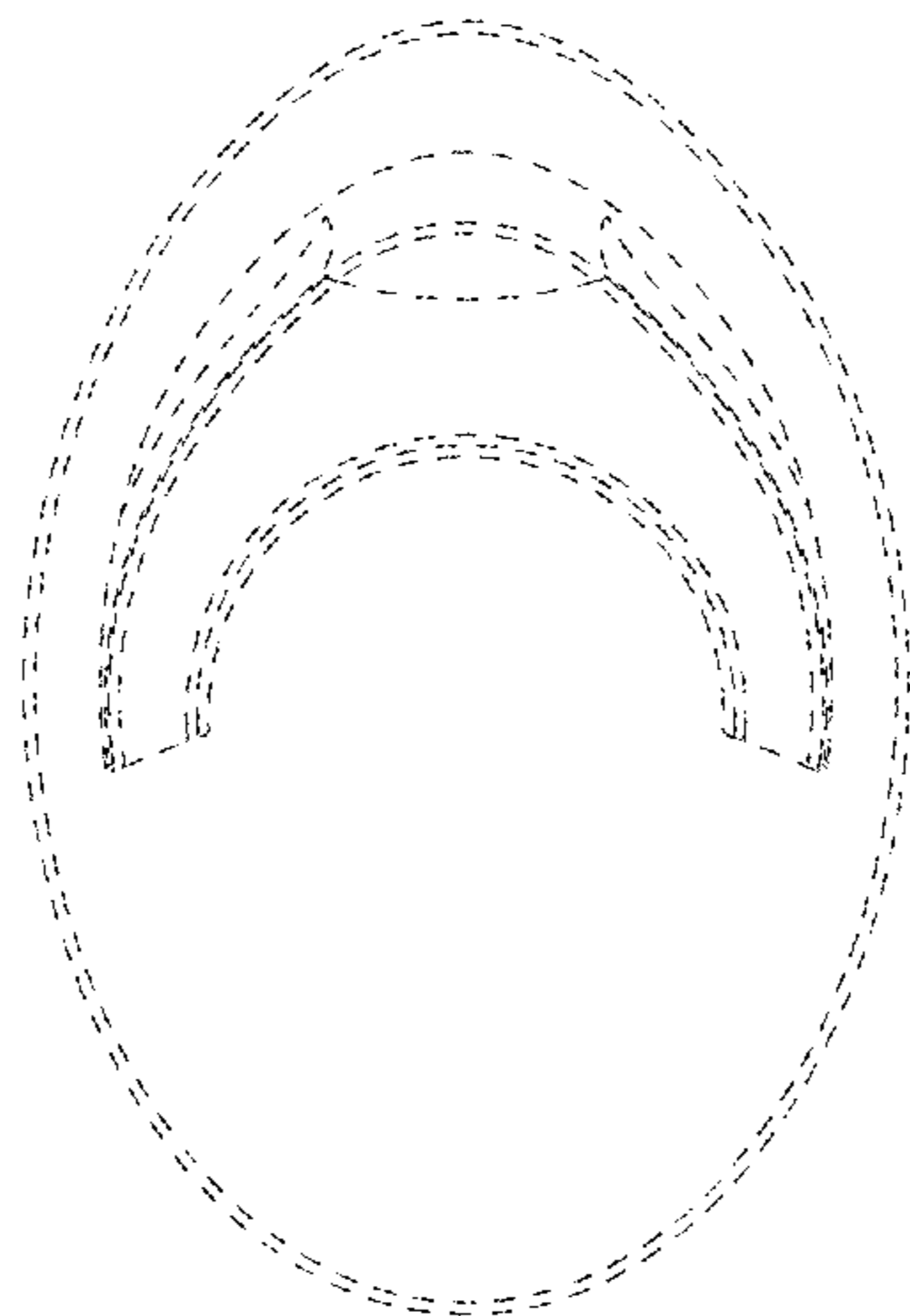


FIG.8

