



US00D799653S

(12) **United States Design Patent** (10) **Patent No.:** **US D799,653 S**
Jun et al. (45) **Date of Patent:** **** Oct. 10, 2017**

(54) **AIR CONDITIONER**

(56) **References Cited**

(71) Applicant: **Samsung Electronics Co., Ltd.**,
Suwon-si, Gyeonggi-do (KR)

(72) Inventors: **Youngjoong Jun**, Seoul (KR); **Inshik Kim**, Seongnam-si (KR); **Junho Yang**, Seongnam-si (KR); **Baekki Kim**, Yangcheon-gu (KR); **Sangsung Woo**, Seoul (KR)

U.S. PATENT DOCUMENTS

D515,187 S	*	2/2006	Blateri	D23/336
D636,473 S	*	4/2011	Kim	D23/351
D683,005 S	*	5/2013	Park	D23/351
D684,246 S	*	6/2013	Hong	D23/354
D717,419 S	*	11/2014	Choi	D23/351
D762,831 S	*	8/2016	Park	D23/351
D764,645 S	*	8/2016	Lee	D23/351
D764,646 S	*	8/2016	Miyazaki	D23/351
D781,258 S	*	3/2017	Kim	D14/126

(73) Assignee: **SAMSUNG ELECTRONICS CO., LTD**, Gyeonggi-do (KR)

* cited by examiner

(**) Term: **15 Years**

Primary Examiner — George D. Kirschbaum

Assistant Examiner — Natasha Vujcic

(21) Appl. No.: **29/505,570**

(74) *Attorney, Agent, or Firm* — Cantor Colburn LLP

(22) Filed: **Dec. 23, 2015**

(57) **CLAIM**

We claim, the ornamental design for an air conditioner, as shown and described.

(30) **Foreign Application Priority Data**

DESCRIPTION

Jun. 24, 2015 (KR) 30-2015-0031881

(51) **LOC (10) Cl.** **23-04**

(52) **U.S. Cl.**
USPC **D23/351**

(58) **Field of Classification Search**
USPC D23/333, 335, 341, 342, 351, 353, 354,
D23/355, 356, 359, 364, 365, 370, 385,
D23/386, 388, 393
CPC F24F 1/00; F24F 1/0007; F24F 1/02; F24F
1/08; F24F 1/42; F24F 1/56; F24F 1/60;
F24F 3/044; F24F 3/048; F24F 3/16;
F24F 7/00; F24F 7/04; F24F 12/001;
F24F 12/006

FIG. 1 is a front perspective view of an air conditioner showing our new design;

FIG. 2 is a front view thereof;

FIG. 3 is a rear view thereof;

FIG. 4 is a left-side view thereof;

FIG. 5 is a right-side view thereof;

FIG. 6 is a top view thereof;

FIG. 7 is a bottom view thereof;

FIG. 8 is another top view thereof as shown with the vents in an open configuration; and,

FIG. 9 is another front view thereof shown with the vents in an open configuration.

The broken lines in the drawings illustrate portions of the air conditioner which forms no part of the claimed design.

See application file for complete search history.

1 Claim, 6 Drawing Sheets

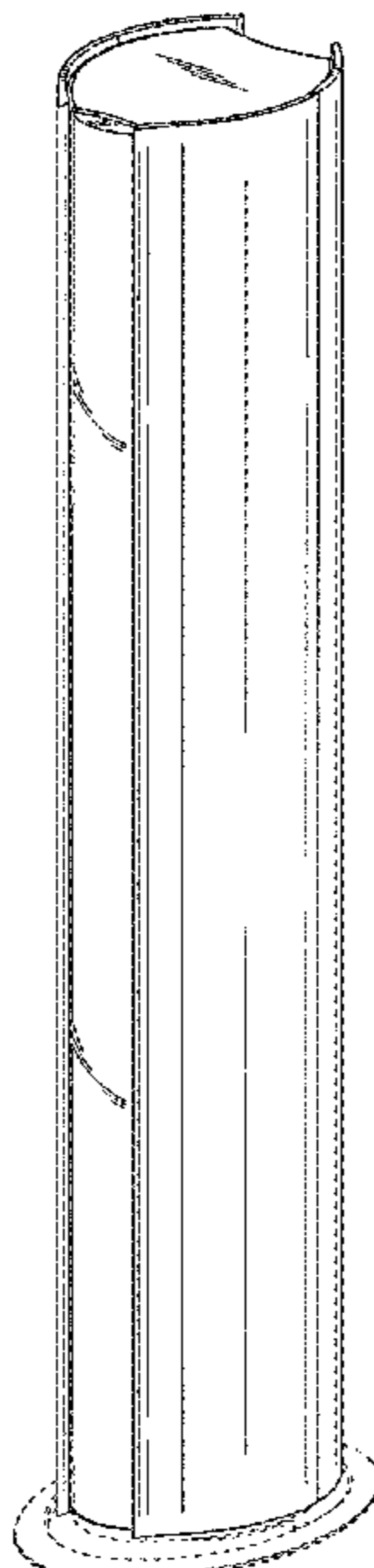


FIG.1

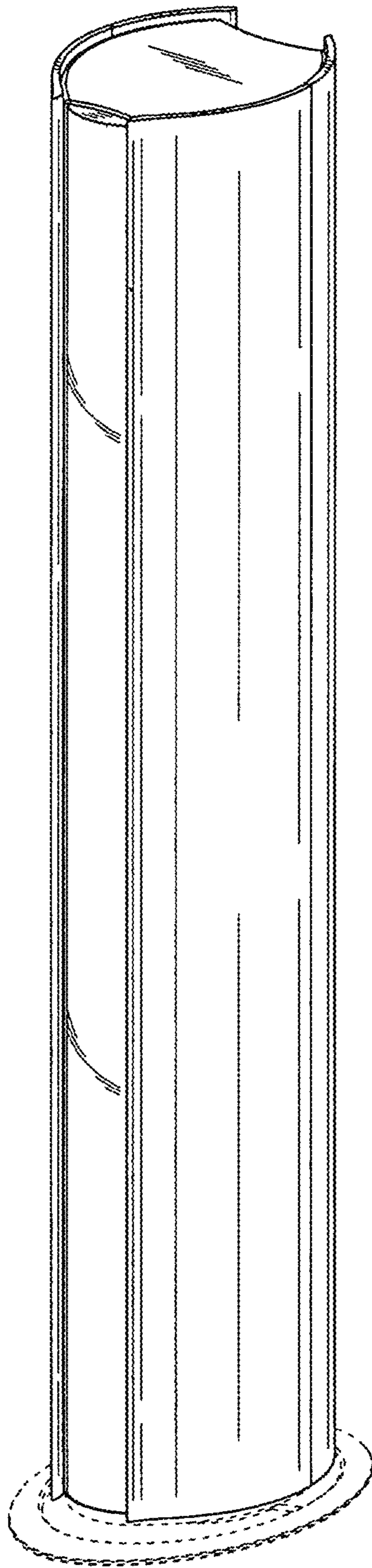


FIG.2

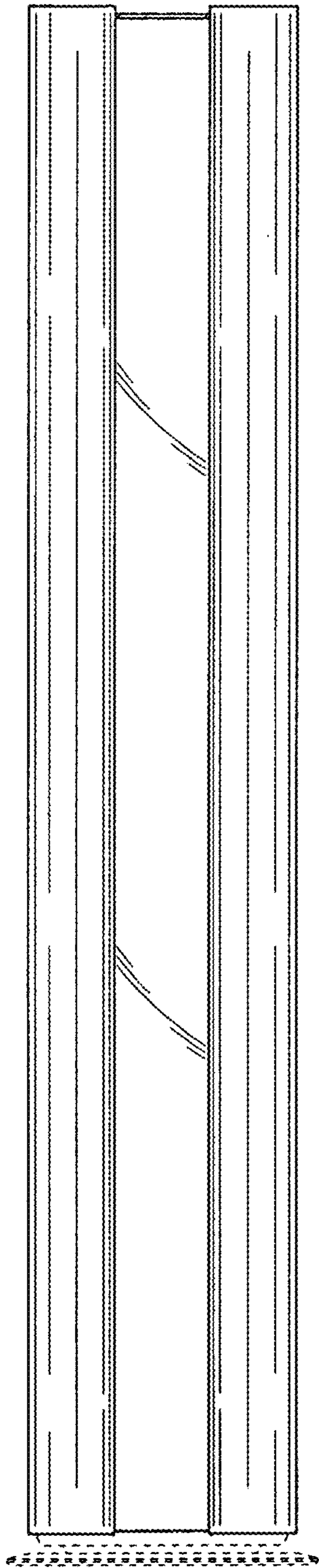


FIG.3

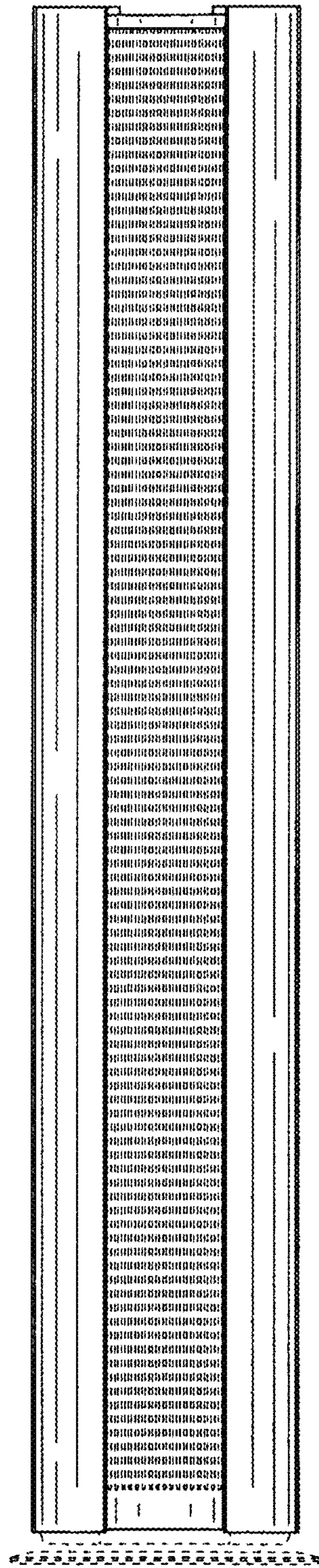


FIG.4

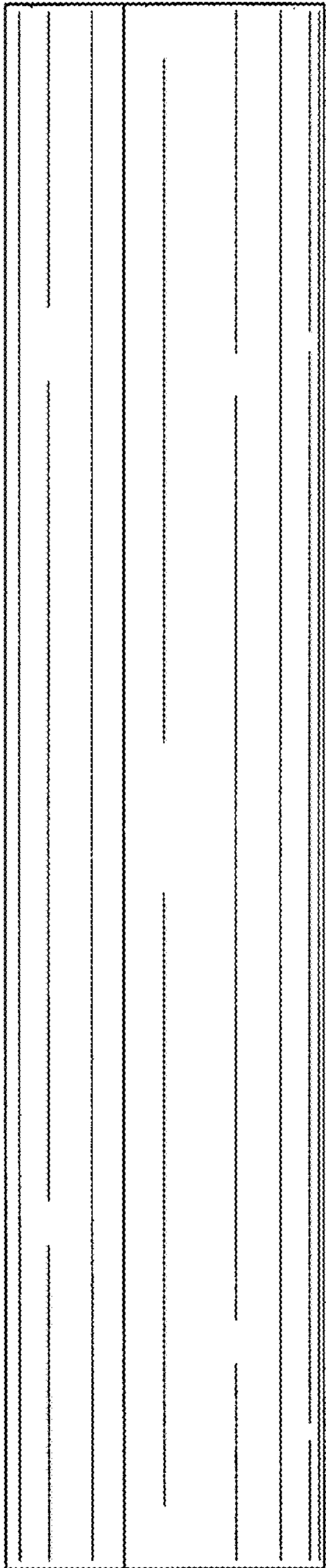


FIG.5

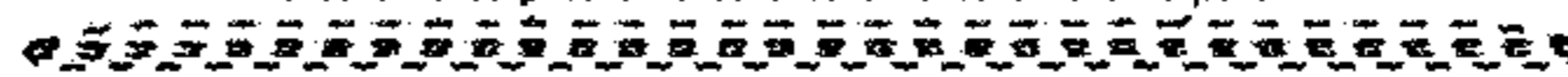



FIG.6

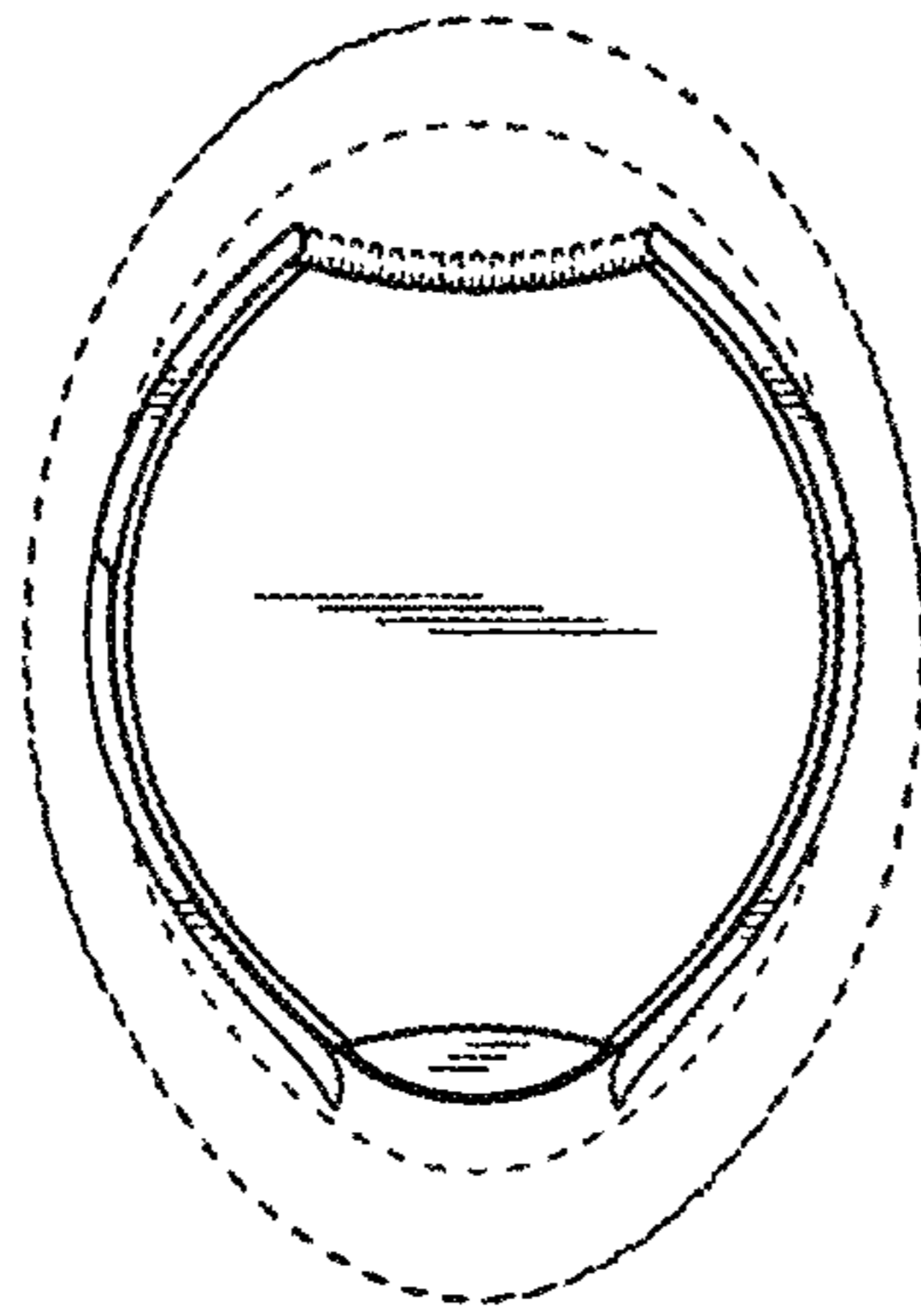


FIG.7

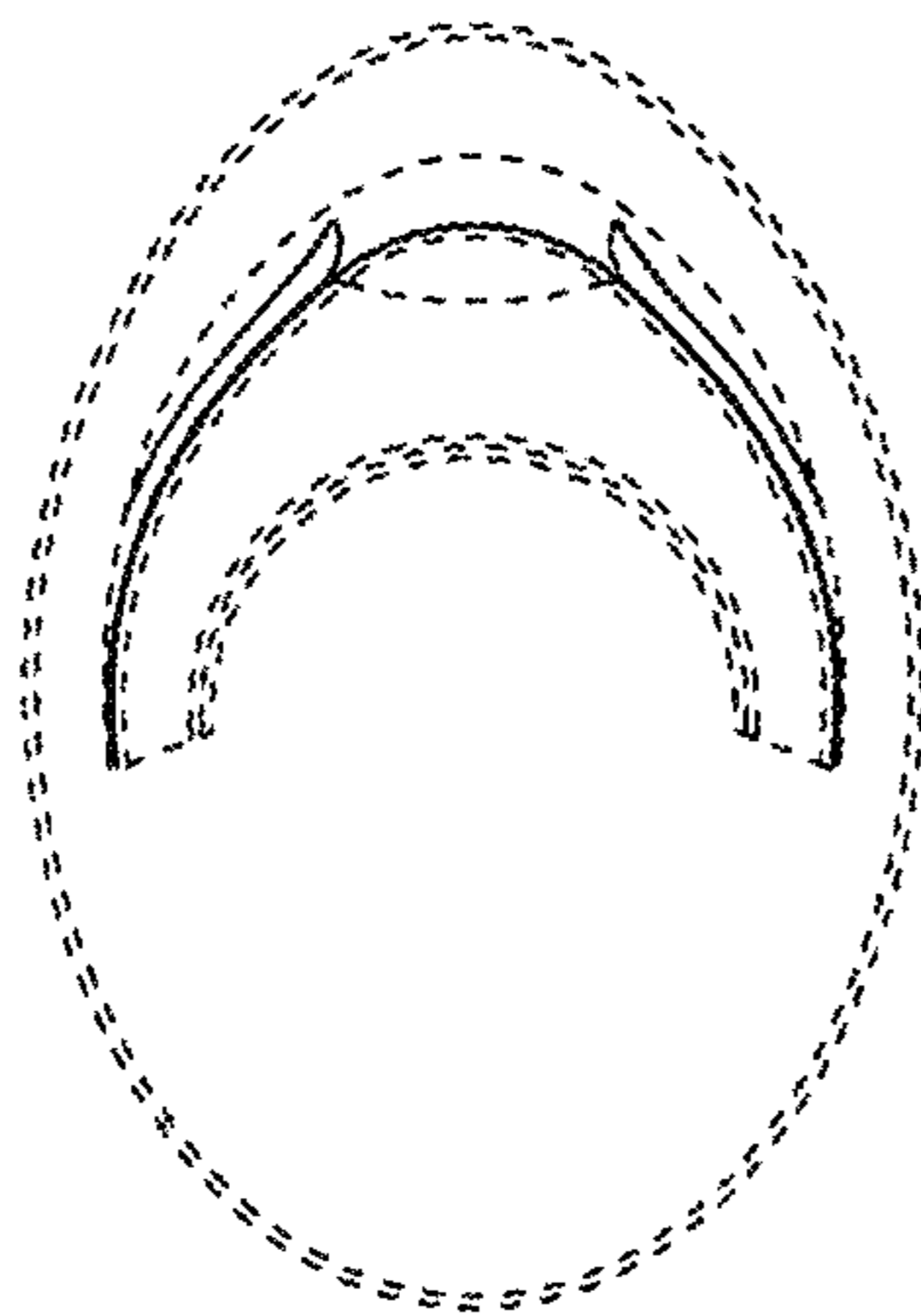


FIG.8

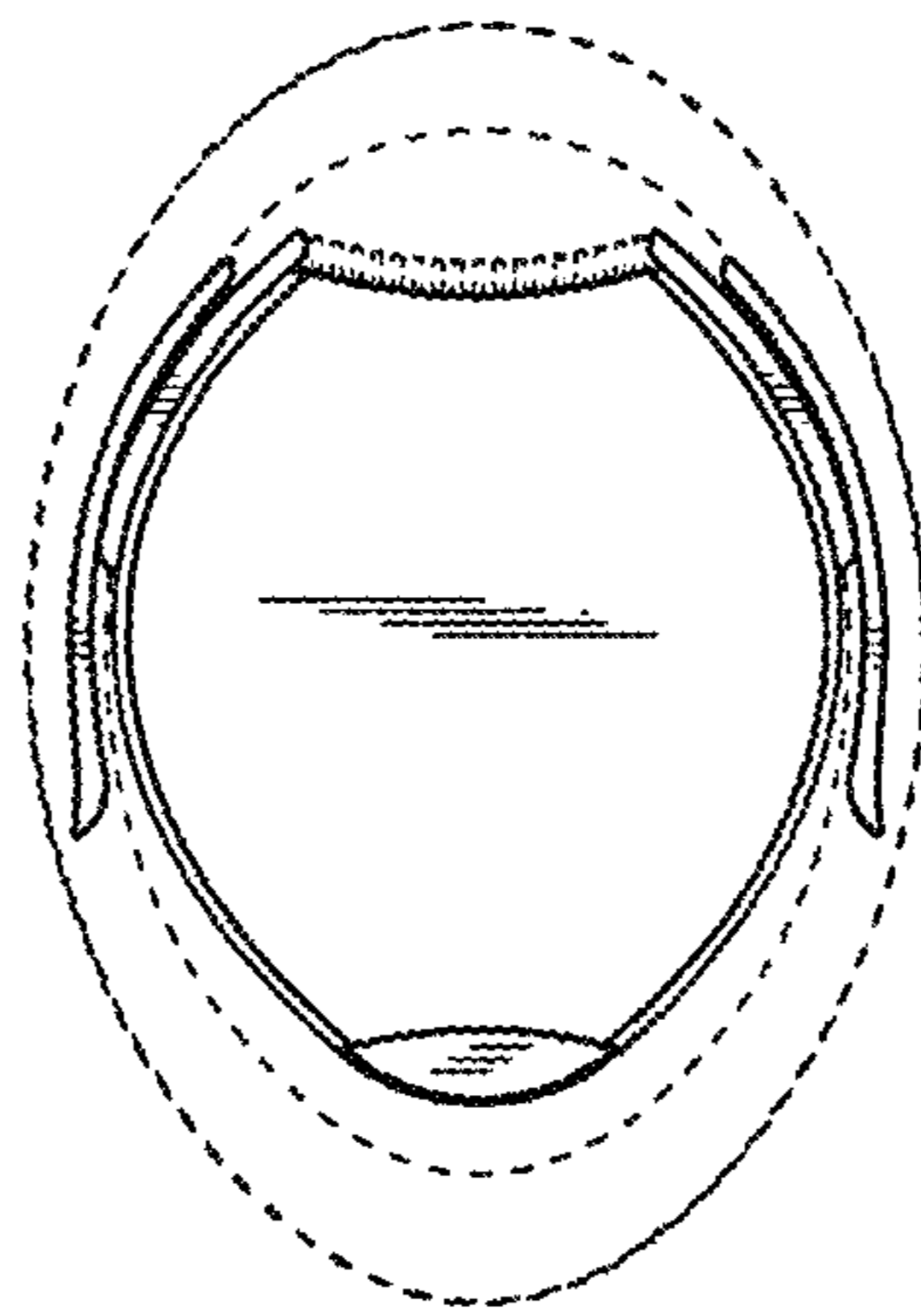


FIG. 9

