



US00D799646S

(12) **United States Design Patent** (10) **Patent No.:** **US D799,646 S**
Aida (45) **Date of Patent:** **** Oct. 10, 2017**

- (54) **HEATER BLOCK**
- (71) Applicant: **ASM IP Holding B.V.**, Almere (NL)
- (72) Inventor: **Koei Aida**, Hachioji (JP)
- (73) Assignee: **ASM IP Holding B.V.**, Almere (NL)
- (**) Term: **15 Years**
- (21) Appl. No.: **29/575,867**
- (22) Filed: **Aug. 30, 2016**
- (51) **LOC (10) Cl.** **23-01**
- (52) **U.S. Cl.**
USPC **D23/259**
- (58) **Field of Classification Search**
USPC D23/209-210, 259-262, 268-269, 233,
D23/263-266; 4/286-295, 612, 652;
219/444.1, 448.11, 392; 392/308-309,
392/408; 438/21, 617; D15/144.1;
D13/182; 210/232
CPC ... E03C 1/26; E03C 1/262; E03C 1/28; E03C
1/298; E03C 1/23; E03C 1/24; E03C
1/264; H05B 1/02; H05B 3/68; C23C
16/505; C23C 16/4407; C23C 16/4404;
C23C 16/45565
See application file for complete search history.

- (56) **References Cited**
U.S. PATENT DOCUMENTS
D327,534 S 6/1992 Manville et al.
D363,464 S * 10/1995 Fukasawa D13/182
6,207,932 B1 3/2001 Yoo
6,370,796 B1 4/2002 Zucker
6,394,797 B1 * 5/2002 Sugaya H01L 21/67248
118/724
D461,233 S 8/2002 Whalen
D486,891 S 2/2004 Cronce, Jr.
6,688,784 B1 2/2004 Templeton
D529,057 S * 9/2006 Willson D15/144

- D602,575 S 10/2009 Breda
- D609,652 S * 2/2010 Nagasaka D13/182
- D614,593 S * 4/2010 Lee D13/182
- D629,874 S 12/2010 Hermans
- D643,055 S 8/2011 Takahashi
- D653,734 S 2/2012 Sisk
- D665,055 S 8/2012 Yanagisawa et al.
- D715,410 S 10/2014 Lohmann
- D716,742 S * 11/2014 Jang D13/182
- D720,838 S * 1/2015 Yamagishi D23/261
- D724,701 S * 3/2015 Yamagishi D23/261
- D725,168 S 3/2015 Yamagishi et al.
- D726,884 S * 4/2015 Yamagishi D23/259
- D732,145 S * 6/2015 Yamagishi D23/259
- D732,644 S * 6/2015 Yamagishi D23/261
- D733,261 S * 6/2015 Yamagishi D23/259
- D735,836 S * 8/2015 Yamagishi D23/259
- 9,299,595 B2 * 3/2016 Dunn H01L 21/67109
- D753,269 S * 4/2016 Yamagishi D23/259

(Continued)

Primary Examiner — Eric L Goodman
Assistant Examiner — Amy C Wierenga
(74) *Attorney, Agent, or Firm* — Sand & Sebolt

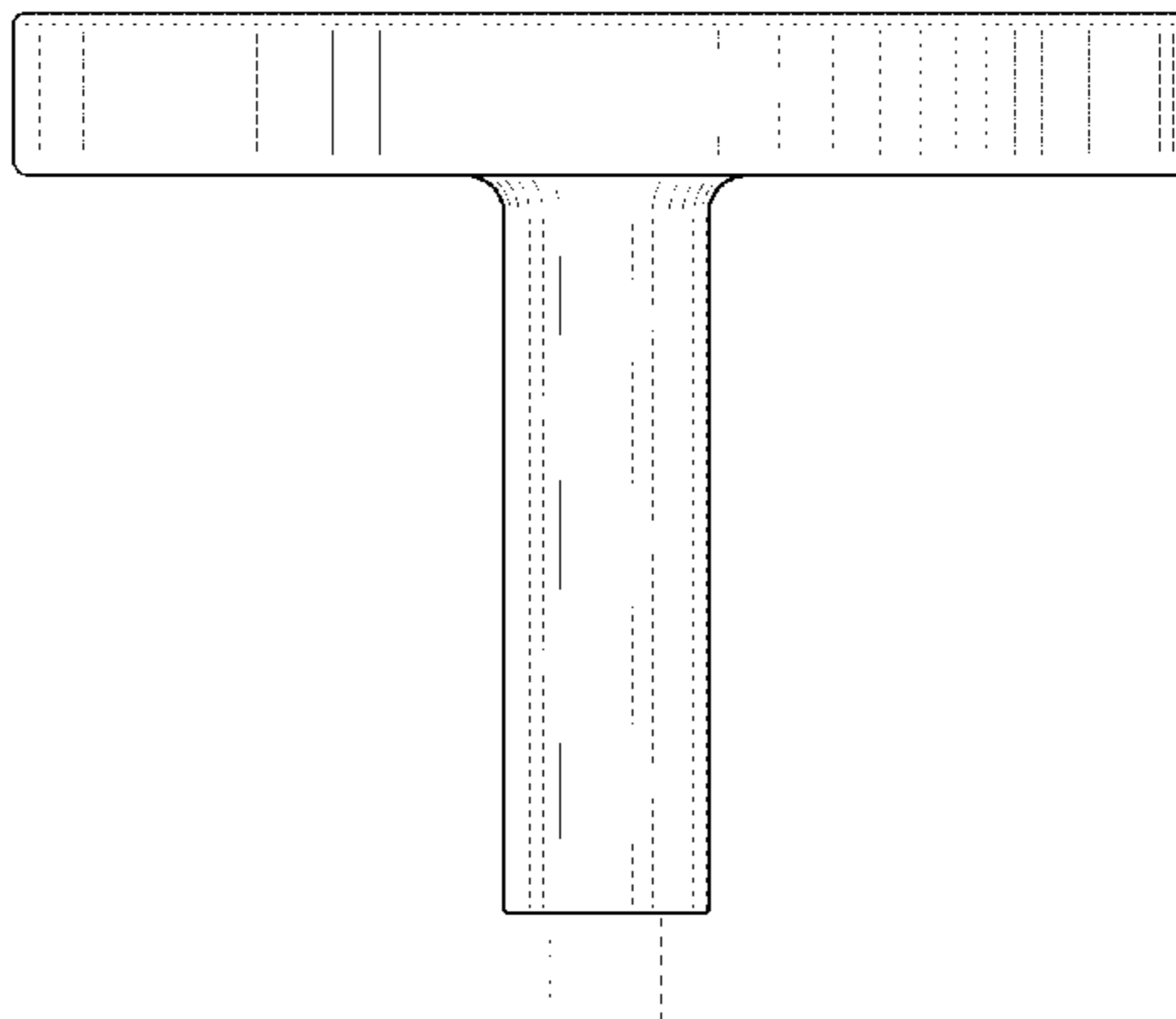
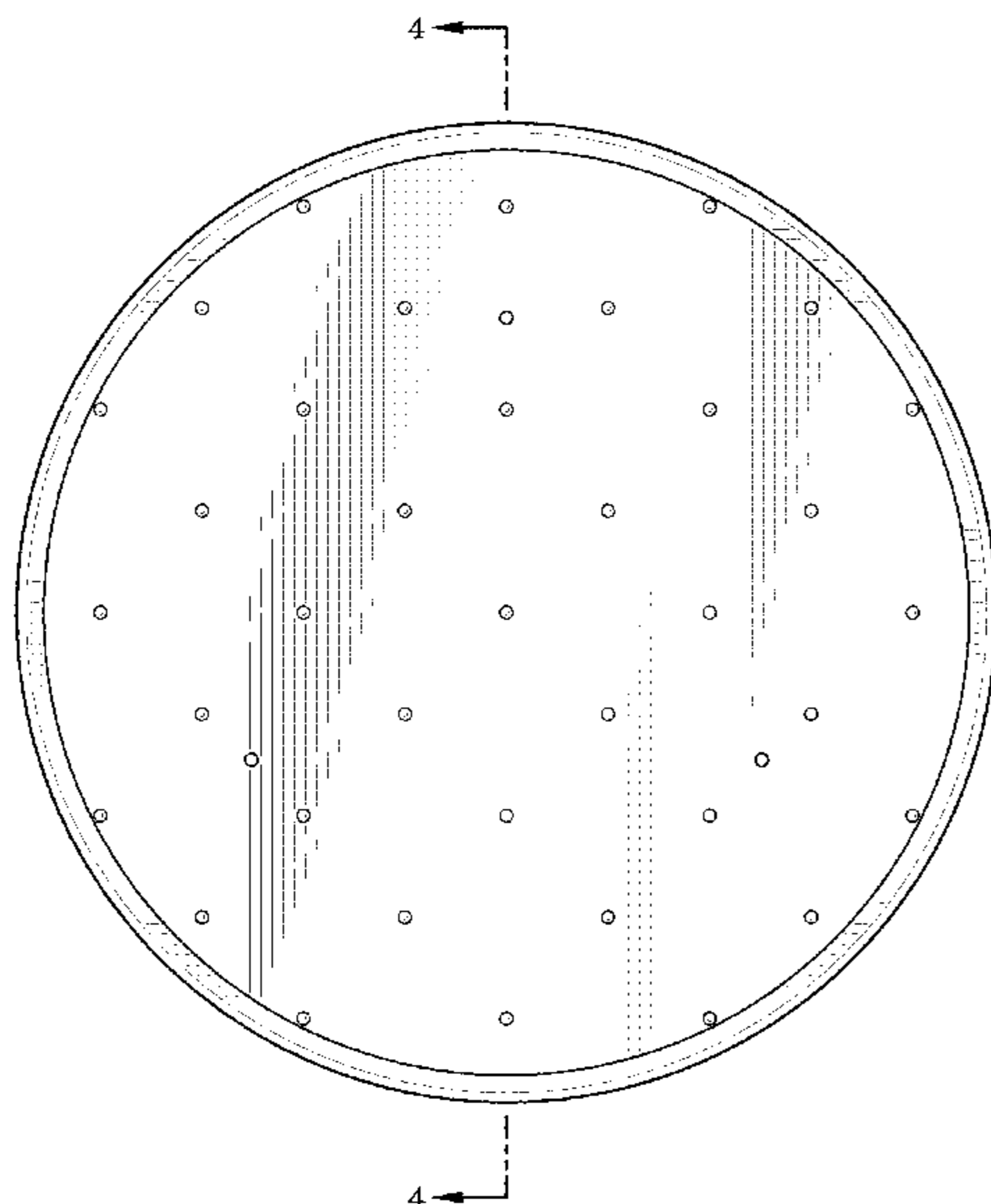
(57) **CLAIM**

The ornamental design for a heater block, as shown and described.

DESCRIPTION

FIG. 1 is a top plan view of a heater block in accordance with my design;
FIG. 2 is a front elevation view thereof;
FIG. 3 is a bottom plan view thereof;
FIG. 4 is a longitudinal section view taken along line 4-4 of FIG. 1; and,
FIG. 5 is an enlarged detail view of FIG. 4.
The dashed broken lines depict portions of the heater block that form no part of the claim. The dash dot broken lines depict boundaries of the enlarged detail view and form no part of the claim.

1 Claim, 5 Drawing Sheets



(56)

References Cited

U.S. PATENT DOCUMENTS

D769,200 S * 10/2016 Fukushima D13/182
D785,766 S * 5/2017 Sato D23/259
D787,458 S * 5/2017 Kim D13/182
2001/0019777 A1 9/2001 Tanaka et al.
2002/0014204 A1 2/2002 Pyo
2005/0258280 A1 11/2005 Goto et al.
2006/0011298 A1* 1/2006 Lim C23C 16/45514
156/345.34
2007/0125762 A1 6/2007 Cui et al.
2008/0092815 A1 4/2008 Chen et al.
2009/0283217 A1 11/2009 Lubomirsky et al.
2011/0107512 A1 5/2011 Gilbert
2012/0207456 A1 8/2012 Kim et al.
2013/0126515 A1 5/2013 Shero et al.
2013/0134148 A1 5/2013 Tachikawa et al.
2014/0014642 A1 1/2014 Elliot et al.
2014/0182053 A1 7/2014 Huang
2014/0283747 A1 9/2014 Kasai et al.
2016/0358808 A1* 12/2016 Madsen H01L 21/68771

* cited by examiner

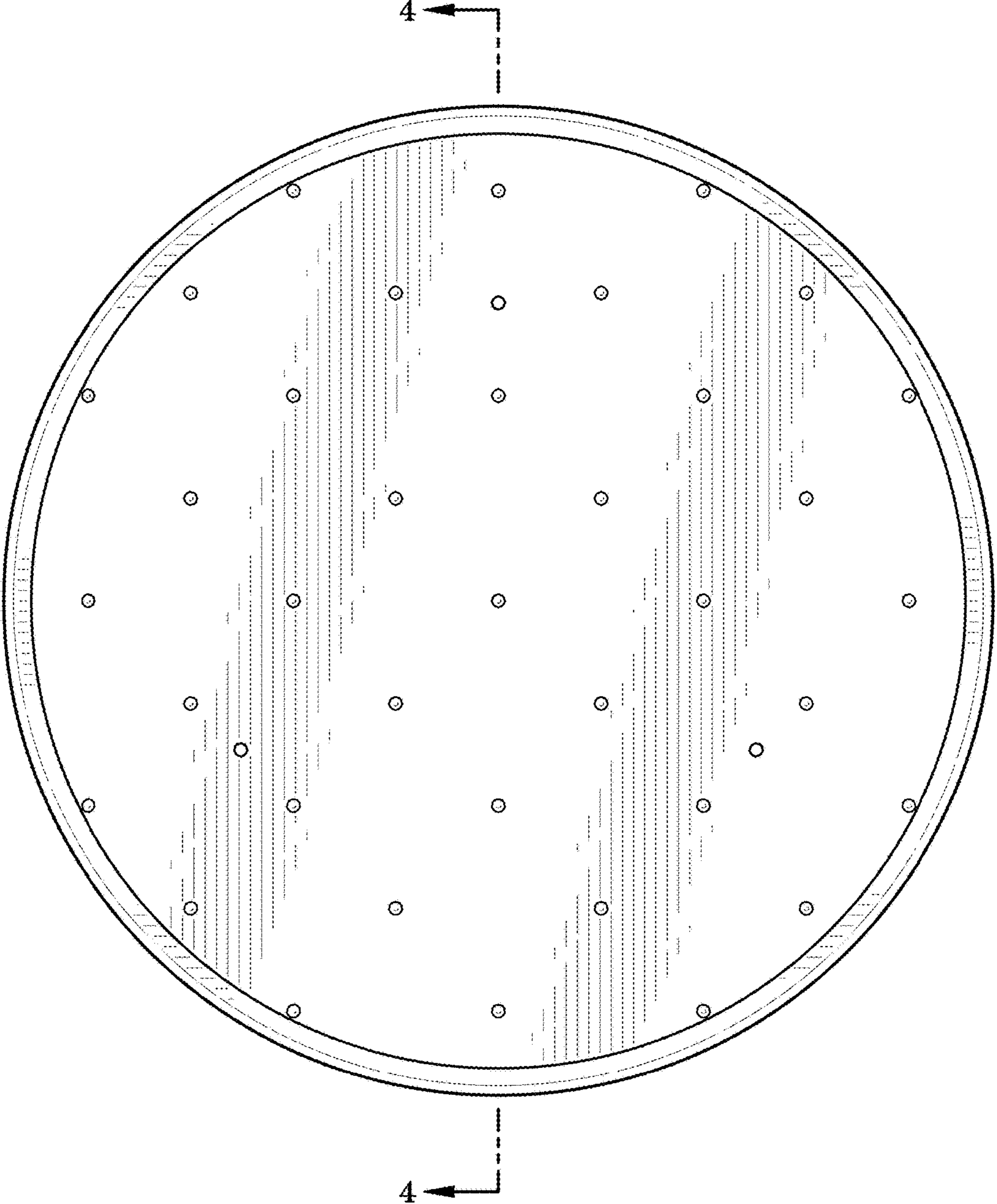


FIG. 1

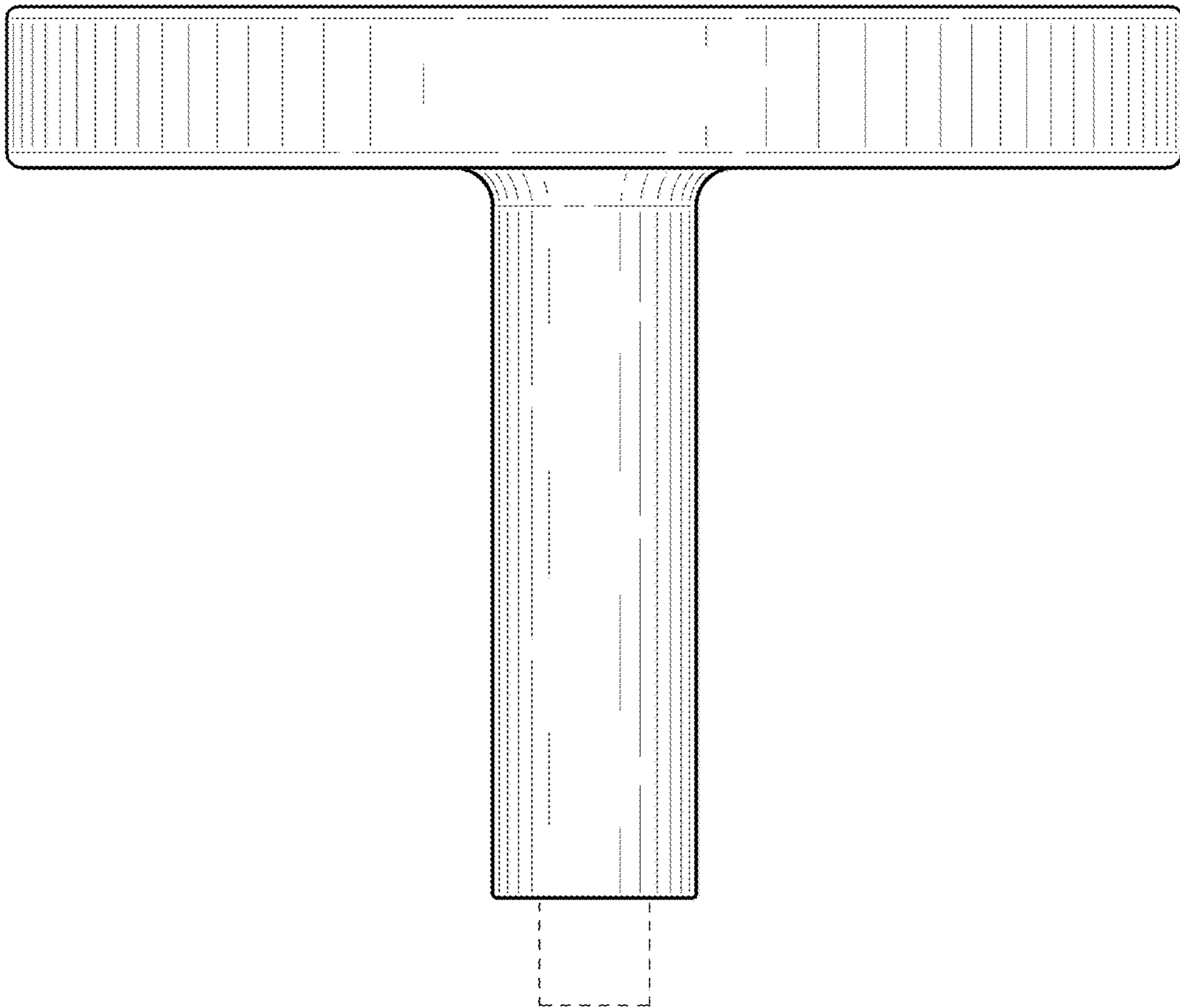


FIG.2

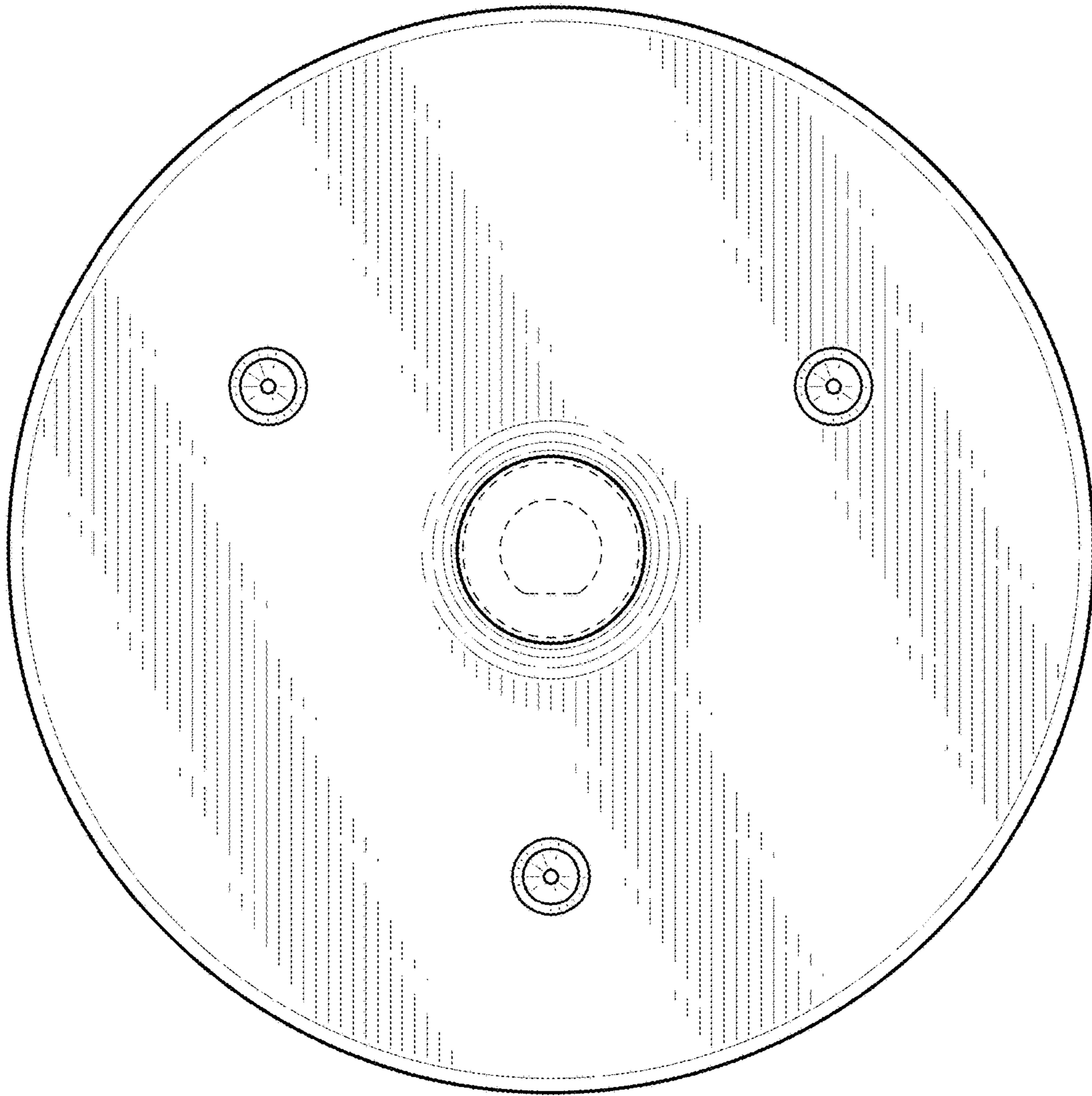


FIG. 3

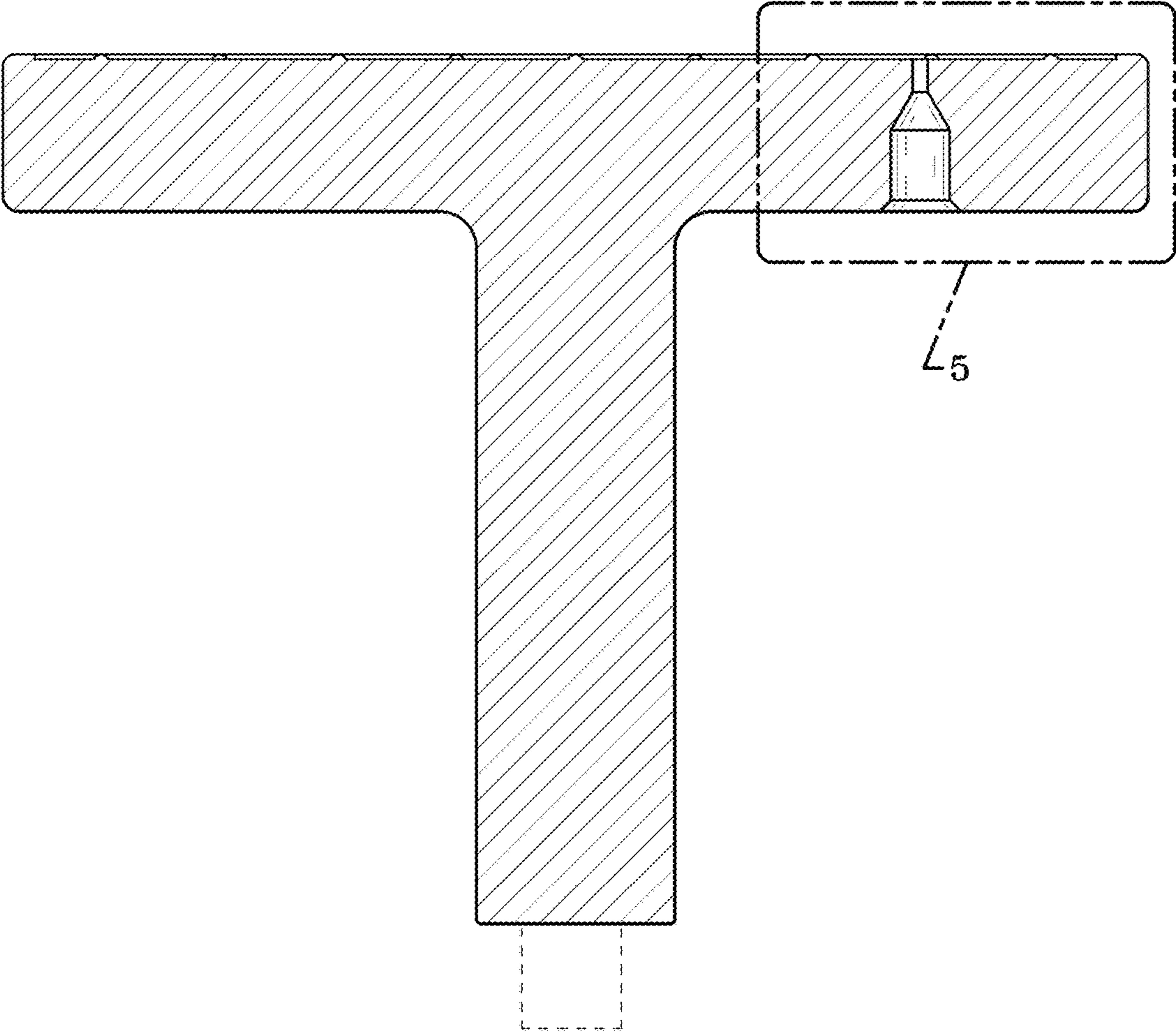


FIG. 4

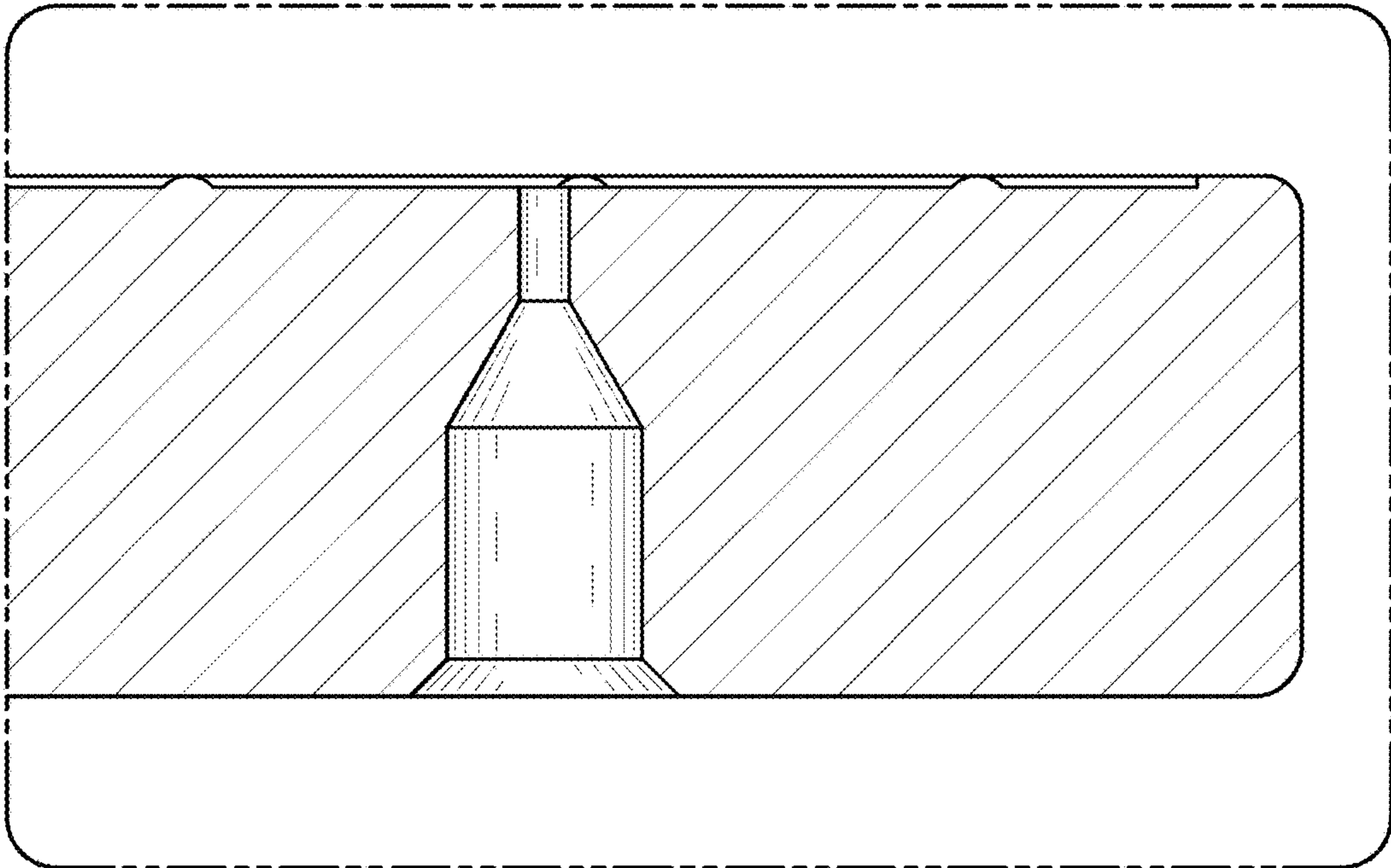


FIG. 5