



US00D799641S

(12) **United States Design Patent** (10) **Patent No.:** **US D799,641 S**  
**Sieger** (45) **Date of Patent:** **\*\* Oct. 10, 2017**

(54) **SINK FAUCET**

(71) Applicant: **Aloys F. Dornbracht GmbH & Co. KG**, Iserlohn (DE)

(72) Inventor: **Michael Sieger**, Sassenberg (DE)

(73) Assignee: **Aloys F. Dornbracht GmbH & Co. KG**, Iserlohn (DE)

(\*\*) Term: **15 Years**

(21) Appl. No.: **29/566,410**

(22) Filed: **May 30, 2016**

(30) **Foreign Application Priority Data**

Dec. 8, 2015 (EM) ..... 002899989-0022

(51) **LOC (10) Cl.** ..... **23-01**

(52) **U.S. Cl.**  
USPC ..... **D23/238**

(58) **Field of Classification Search**  
USPC ..... D23/238-239, 241-243, 249-250, 252, D23/254, 255, 257; D8/107-108  
CPC ..... E03C 2001/0414; E03C 2001/0415; E03C 2001/0417; E03C 1/04; E03C 1/0401; E03C 1/0402; E03C 1/0404; E03C 1/0405; E03C 1/0412; Y10T 137/9464  
See application file for complete search history.

(56) **References Cited**

U.S. PATENT DOCUMENTS

D661,375 S *	6/2012	Citterio .....	D23/252
D713,014 S *	9/2014	Schoenherr .....	D23/252
D791,919 S *	7/2017	Schoenherr .....	D23/238

\* cited by examiner

*Primary Examiner* — Robert A Delehanty

(74) *Attorney, Agent, or Firm* — Von Rohrscheidt Patents

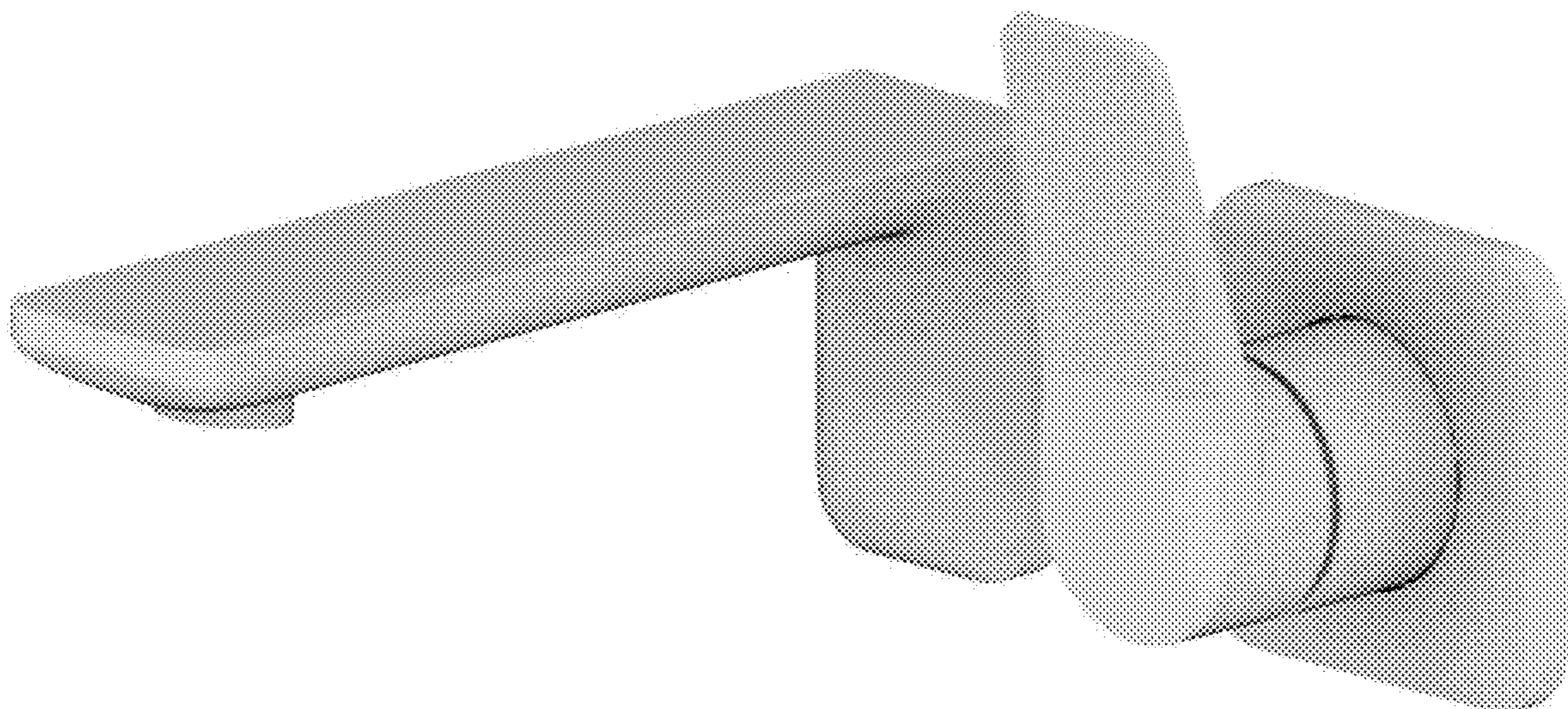
(57) **CLAIM**

The ornamental design for a sink faucet, as shown and described.

**DESCRIPTION**

FIG. 1 illustrates a slanted front and right side view of the first embodiment of the sink faucet showing the new design. FIG. 2 illustrates a slanted front and left side view the sink faucet in FIG. 1. FIG. 3 illustrates a right side view of the sink faucet in FIG. 1. FIG. 4 illustrates a left side view of the sink faucet in FIG. 1. FIG. 5 illustrates a front view of the sink faucet in FIG. 1; and, FIG. 6 illustrates a top view of the sink faucet in FIG. 1.

**1 Claim, 6 Drawing Sheets**



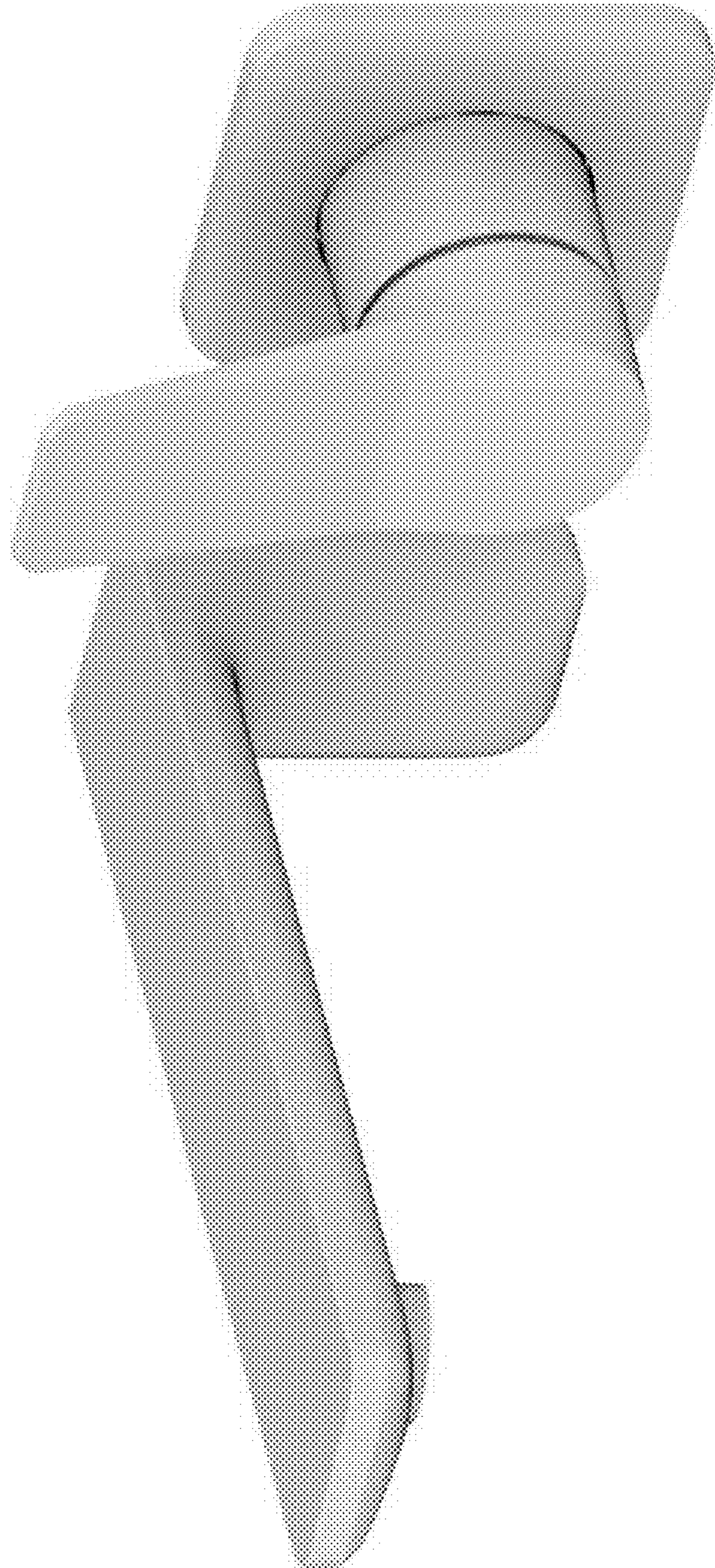


FIG. 1

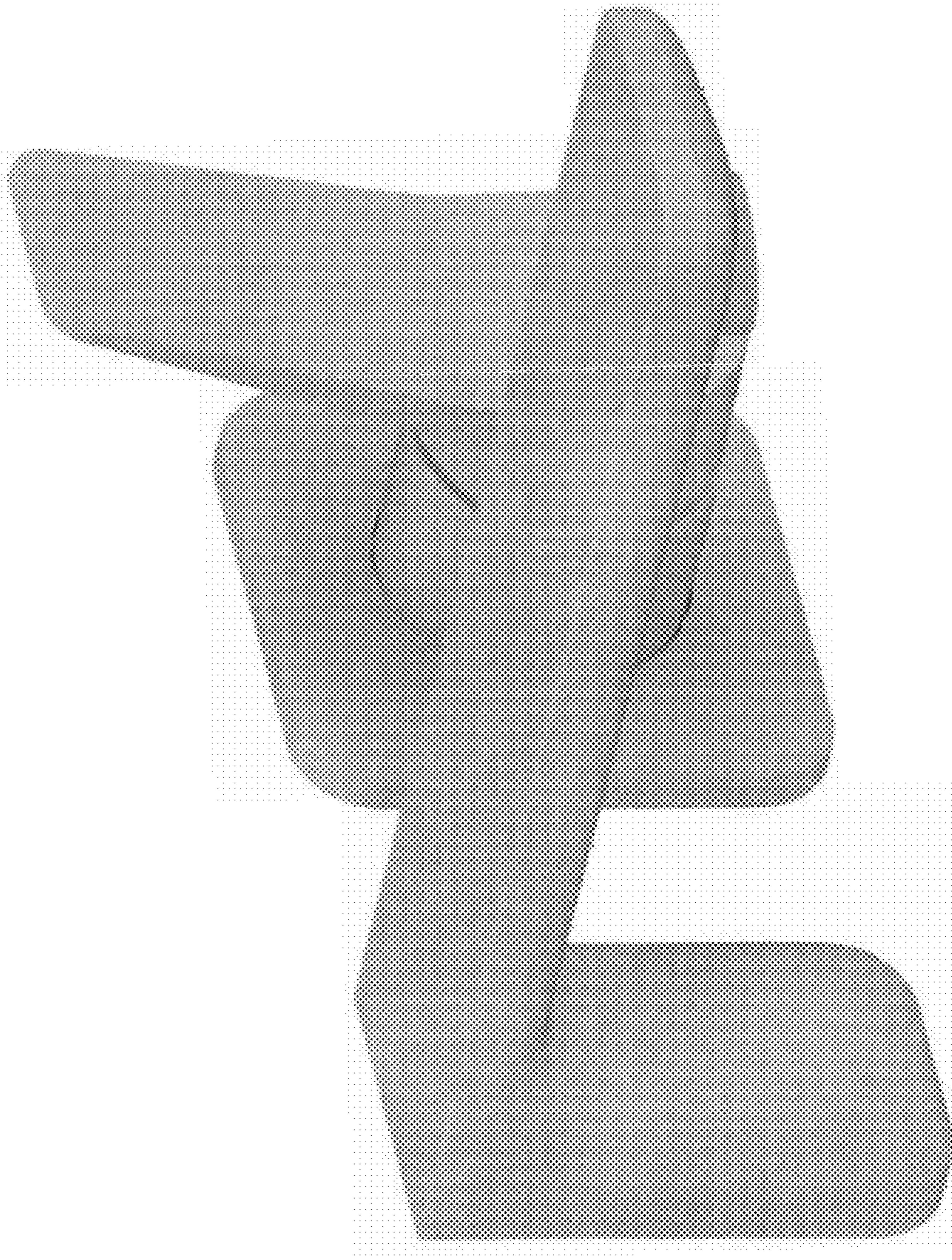


FIG. 2



FIG. 3



FIG. 4




FIG. 5




FIG. 6