



US00D799619S

(12) **United States Design Patent** (10) **Patent No.:** **US D799,619 S**
Becktor et al. (45) **Date of Patent:** **** Oct. 10, 2017**

(54) **GOLF CLUB HEAD**
(71) Applicant: **DUNLOP SPORTS CO. LTD.**,
Kobe-shi, Hyogo (JP)
(72) Inventors: **Mika Becktor**, New York, NY (US);
Keith F. Dolezel, Covina, CA (US)
(73) Assignee: **DUNLOP SPORTS CO. LTD.**, Kobe
(JP)
(**) Term: **15 Years**
(21) Appl. No.: **29/572,109**
(22) Filed: **Jul. 25, 2016**
(51) **LOC (10) Cl.** **21-02**
(52) **U.S. Cl.**
USPC **D21/759**
(58) **Field of Classification Search**
USPC D21/733-752, 759
CPC A63B 53/00; A63B 53/04; A63B 53/007;
A63B 53/065; A63B 53/0487; A63B
60/00; A63B 60/46; A63B 2053/0416;
A63B 2053/042; A63B 2053/0425; A63B
2053/0429; A63B 2053/0445
See application file for complete search history.

(56) **References Cited**
U.S. PATENT DOCUMENTS
D57,980 S * 5/1921 Kraeuter 473/330
D63,284 S * 11/1923 Challis 473/331
1,494,494 A * 5/1924 Lippincott A63B 53/04
473/342
D79,684 S * 10/1929 Munro-Spencer D21/736
D138,380 S * 7/1944 Myers et al. 473/325
D411,275 S * 6/1999 Bottema D21/759
D415,232 S * 10/1999 Solheim D21/759
D415,809 S * 10/1999 Bottema D21/736
D416,062 S * 11/1999 Solheim D21/759
D416,969 S * 11/1999 Solheim D21/759
D416,970 S * 11/1999 Solheim D21/759

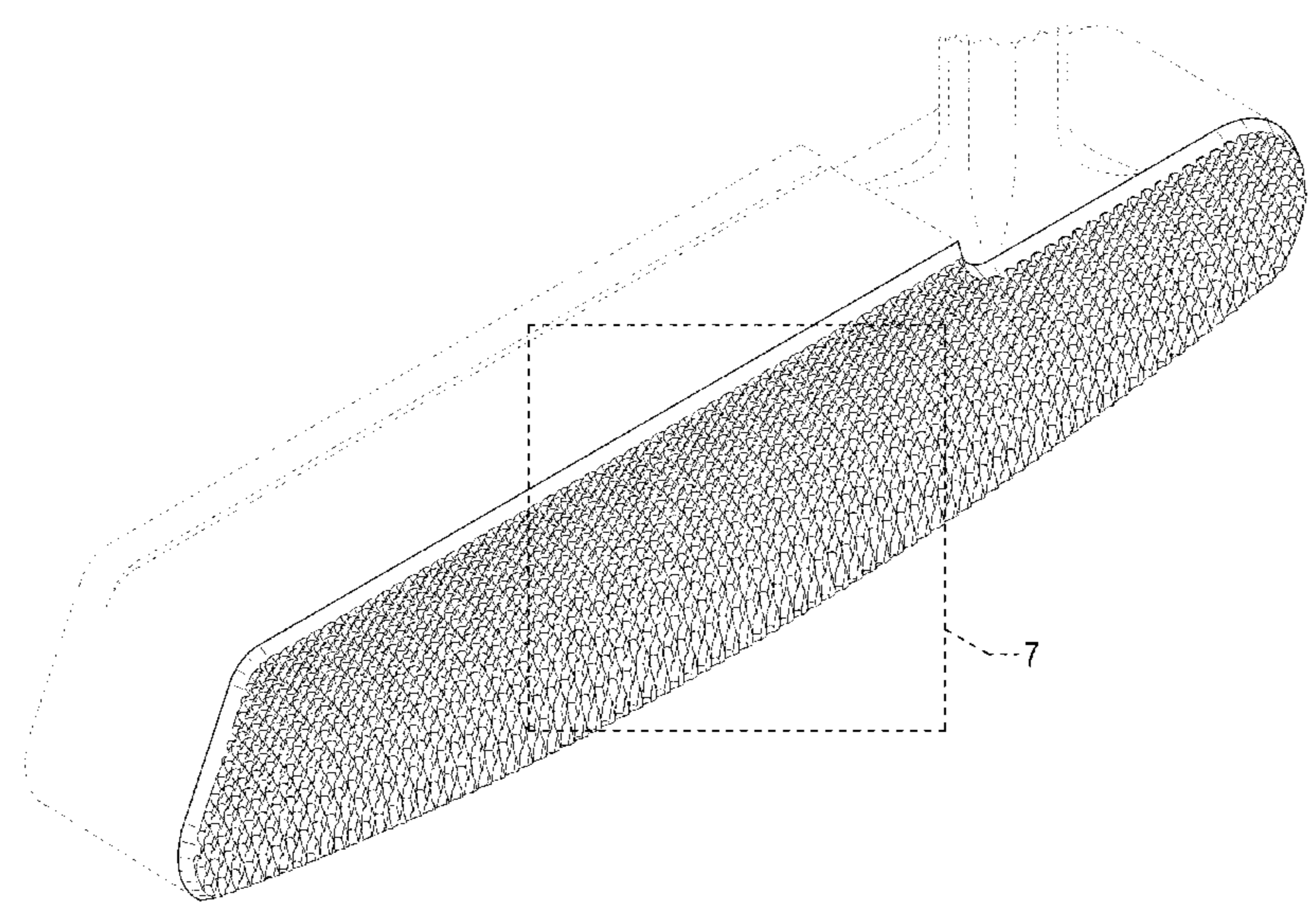
D429,302 S * 8/2000 Antonious D21/759
D430,914 S * 9/2000 Antonious D21/759
D431,853 S * 10/2000 Antonious D21/759
D444,835 S * 7/2001 Wahl D21/759
6,277,033 B1 * 8/2001 Krumme A63B 53/04
473/329
D458,331 S * 6/2002 Wahl D21/759
D466,173 S * 11/2002 Sizemore, Jr. D21/736
D478,142 S * 8/2003 Toulon D21/759
D500,823 S * 1/2005 Aldrich D21/759
D537,898 S * 3/2007 Kuan D21/759
(Continued)

Primary Examiner — Mitchell Siegel
(74) Attorney, Agent, or Firm — Oliff PLC

(57) **CLAIM**
The ornamental design for a golf club head, as shown and described.

DESCRIPTION
FIG. 1 is a front, top, toe-side perspective view of a first embodiment the golf club head;
FIG. 2 is a front elevational view thereof;
FIG. 3 is a top plan view thereof;
FIG. 4 is a heel-side elevational view thereof;
FIG. 5 is a toe-side elevational view thereof;
FIG. 6 is a bottom plan view thereof;
FIG. 7 is an enlargement of area 7 in FIG. 1;
FIG. 8 is an enlargement of area 8 in FIG. 2;
FIG. 9 is an enlargement of area 9 in FIG. 2;
FIG. 10 is an enlargement of area 10 in FIG. 3;
FIG. 11 is an enlargement of area 11 in FIG. 3;
FIG. 12 is an enlargement of area 12 in FIG. 6;
FIG. 13 is an enlargement of area 13 in FIG. 6;
FIG. 14 is an enlargement of area 14 in FIG. 10; and,
FIG. 15 is an enlargement of area 15 in FIG. 12.
The broken lines depict unclaimed parts of the golf club head or enlargement areas and thus form no part of the claimed design.

1 Claim, 12 Drawing Sheets



(56)

References Cited

U.S. PATENT DOCUMENTS

D548,299	S	*	8/2007	Nguyen	D21/759
D549,795	S	*	8/2007	Rollinson	D21/759
D552,699	S	*	10/2007	Rollinson	D21/759
D588,222	S	*	3/2009	Takahashi	D21/759
D588,666	S	*	3/2009	Takahashi	D21/759
D594,921	S	*	6/2009	Bettinardi	D21/759
D606,605	S	*	12/2009	Wada	D21/759
D607,070	S	*	12/2009	Wada	D21/759
D607,071	S	*	12/2009	Wada	D21/759
D611,553	S	*	3/2010	Cameron	D21/759
D615,140	S	*	5/2010	Franklin	D21/759
D617,406	S	*	6/2010	Carlyle	D21/759
D633,967	S	*	3/2011	Carlyle	D21/759
D639,369	S	*	6/2011	Miyamichi	D21/759
D672,418	S	*	12/2012	Rollinson	D21/759
D707,316	S	*	6/2014	Aguayo	D21/759
D707,317	S	*	6/2014	Aguayo	D21/759

* cited by examiner

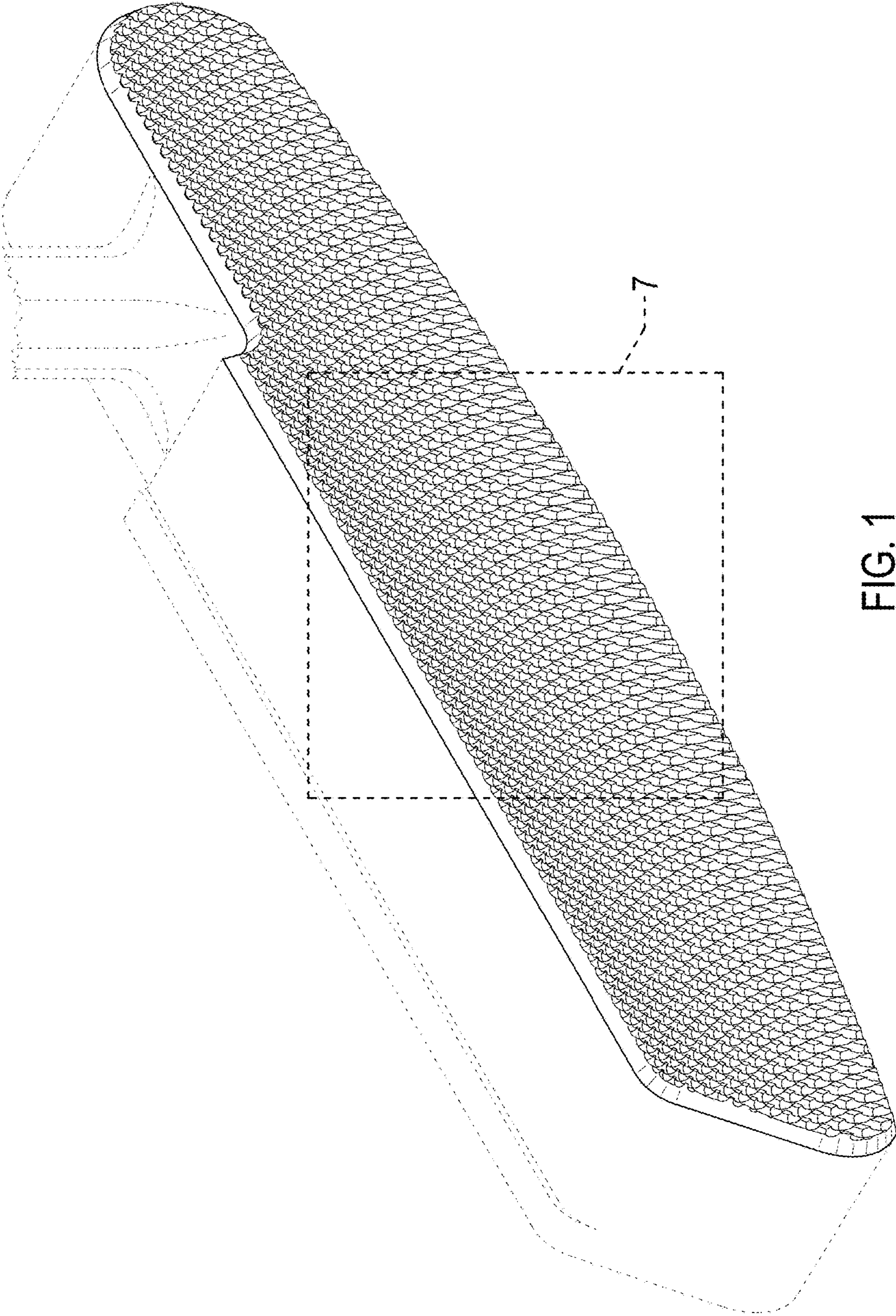


FIG. 1

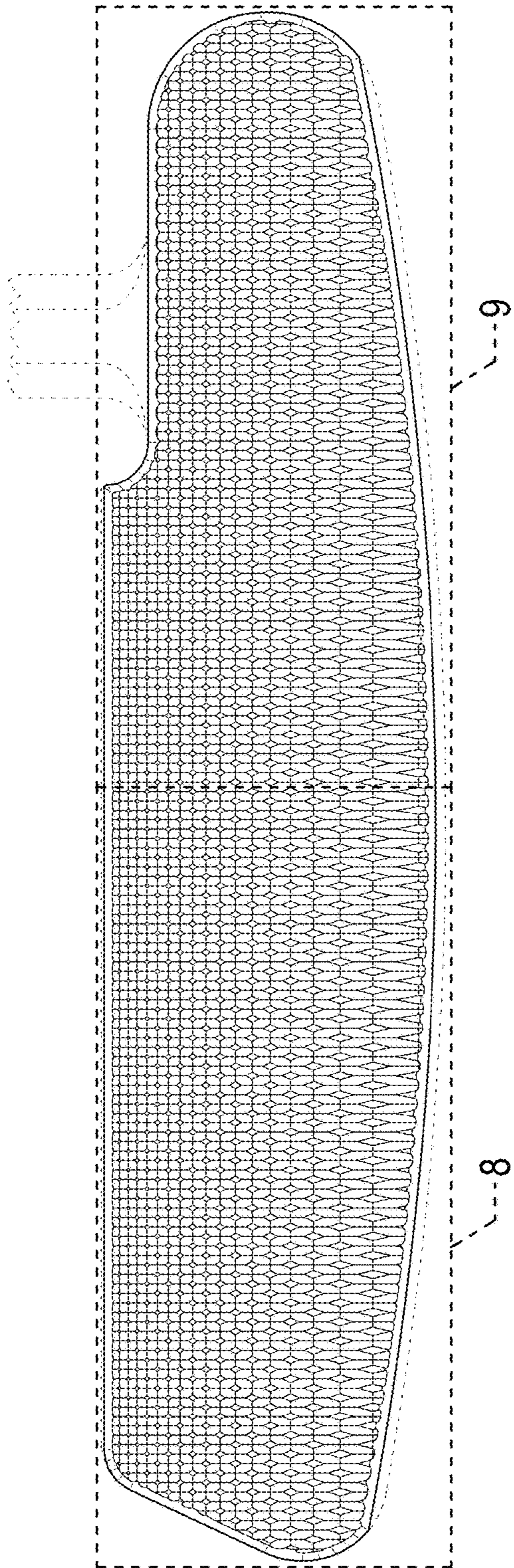


FIG. 2




FIG. 3

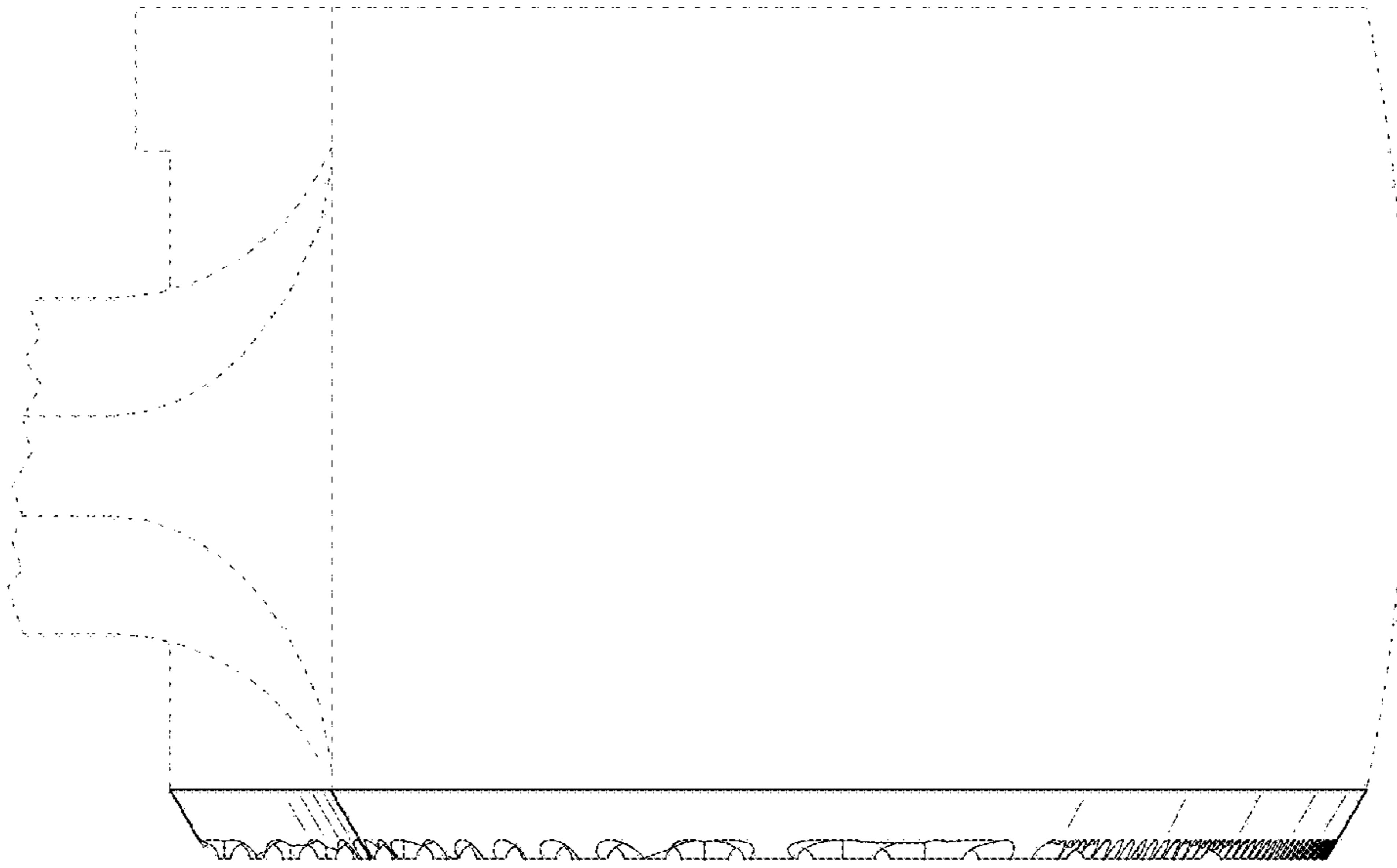


FIG. 5




FIG. 4

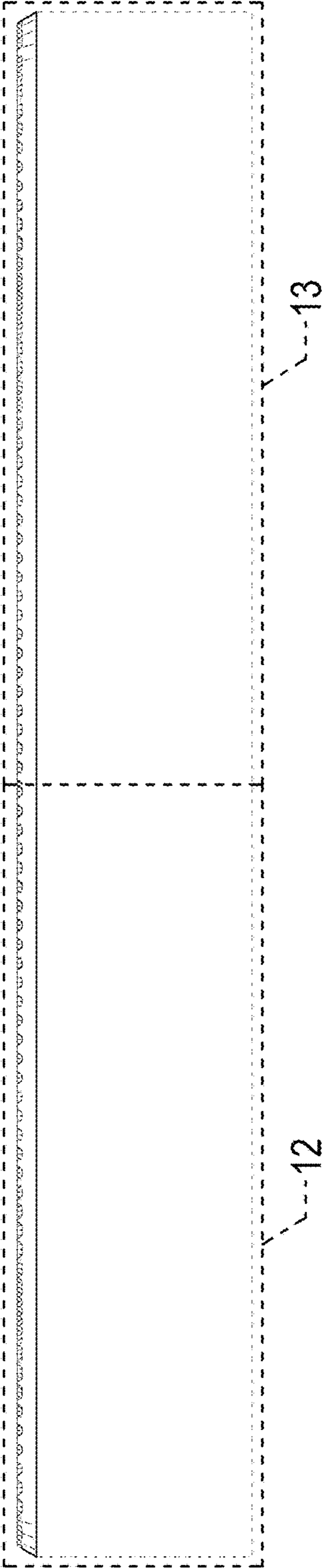


FIG. 6




FIG. 7




FIG. 8

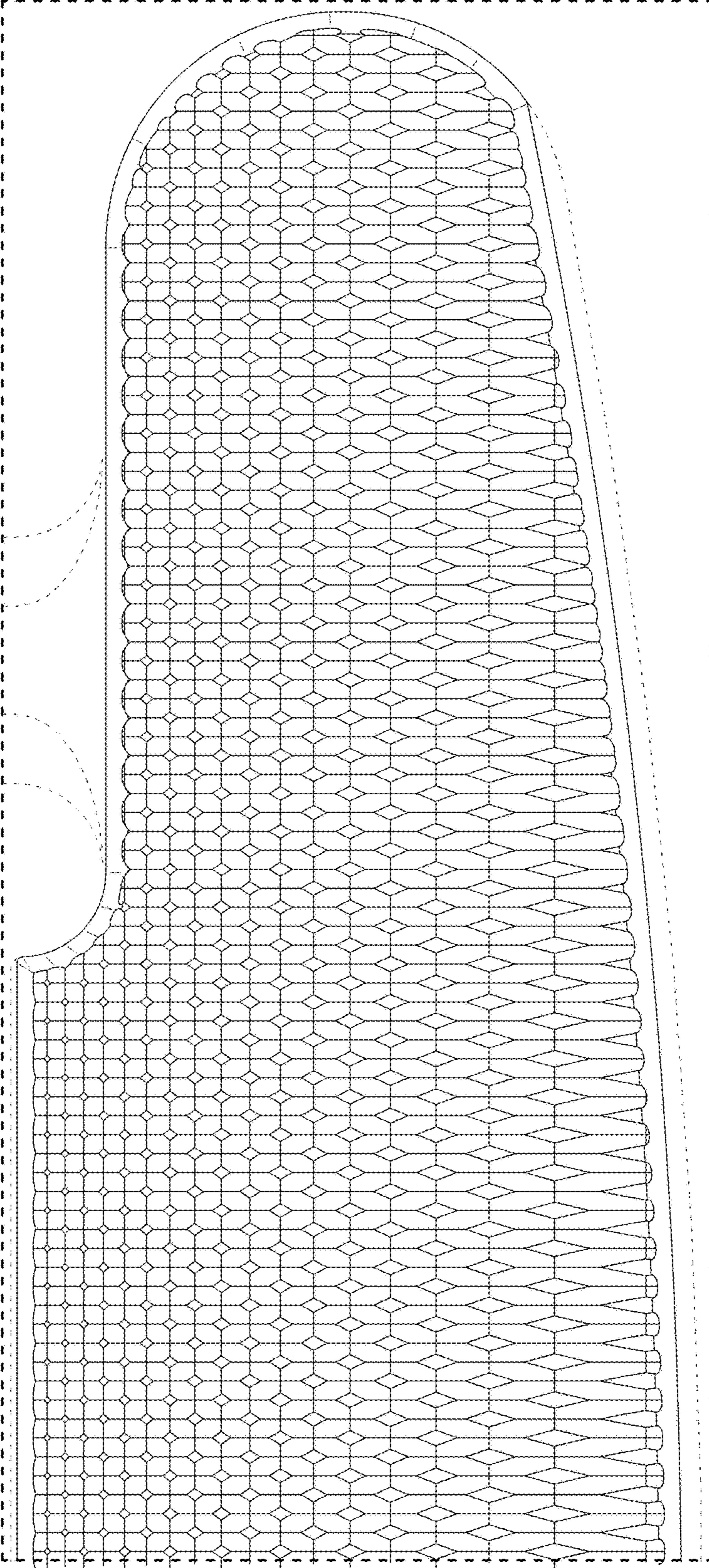


FIG. 9

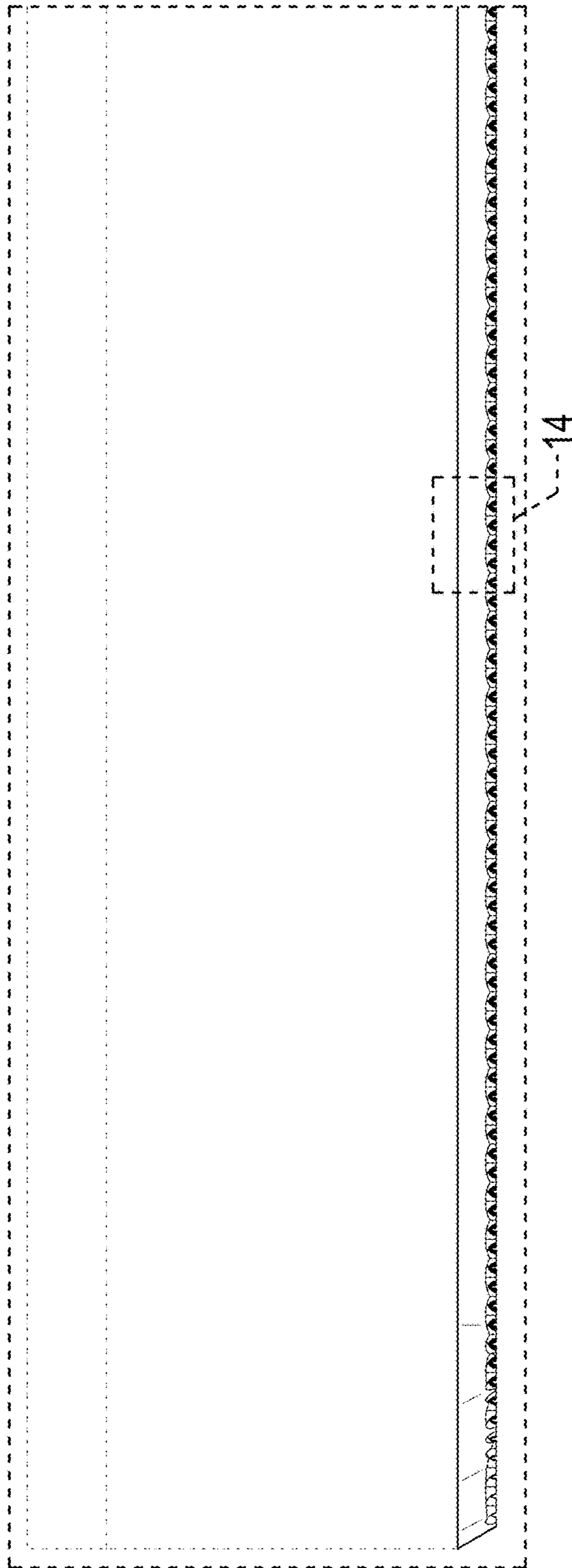


FIG. 10




FIG. 11

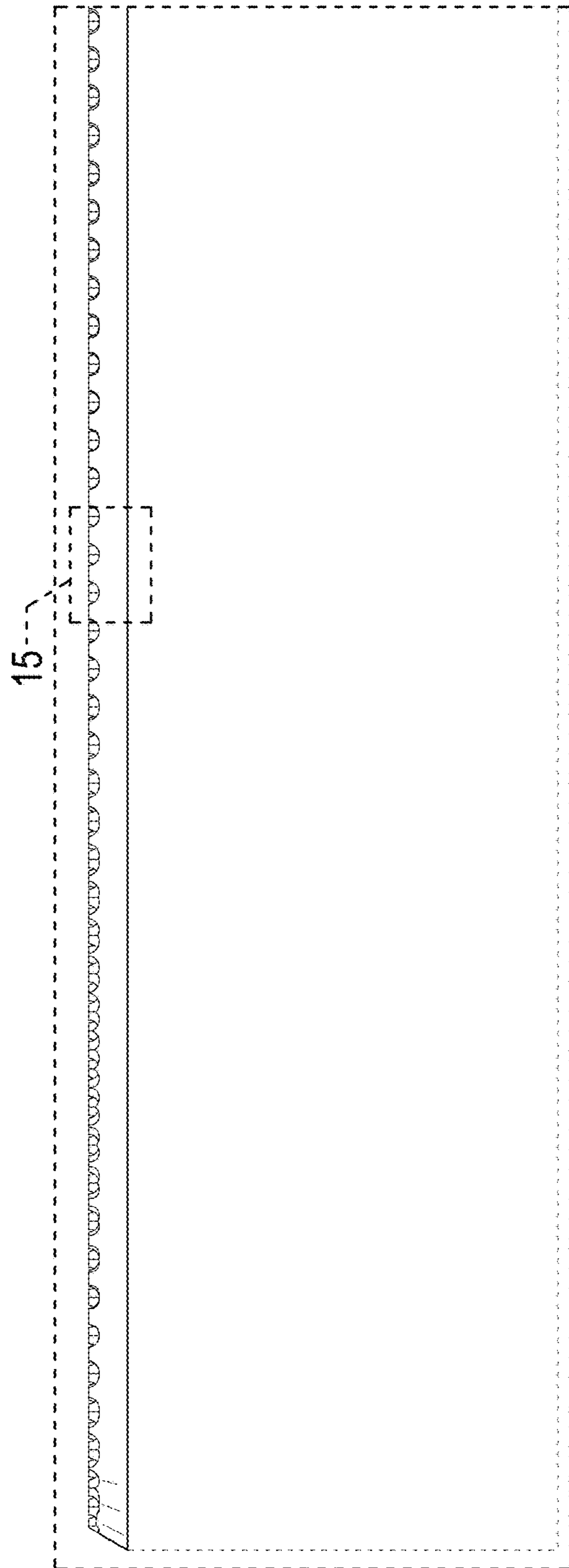


FIG. 12




FIG. 13

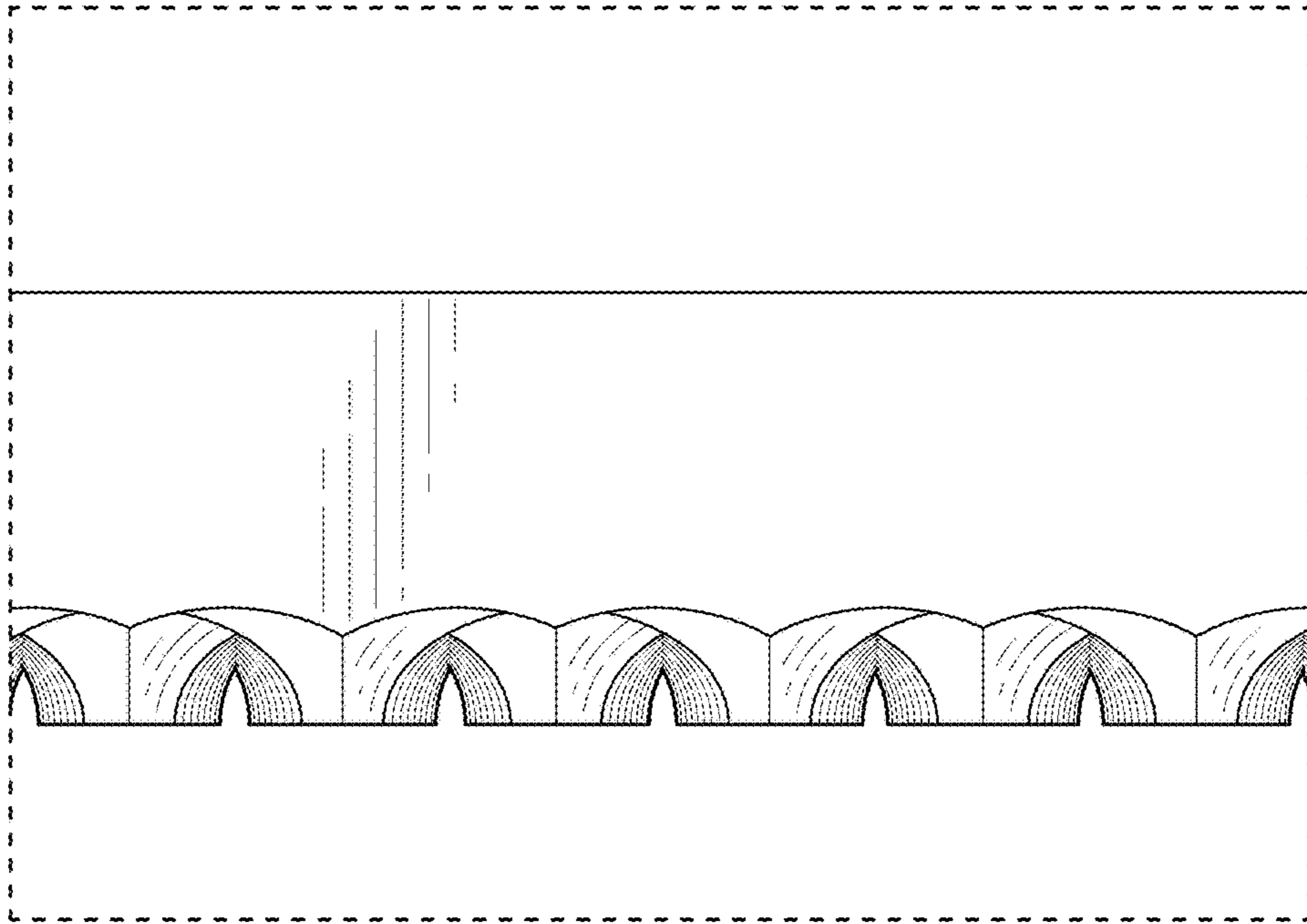


FIG. 14

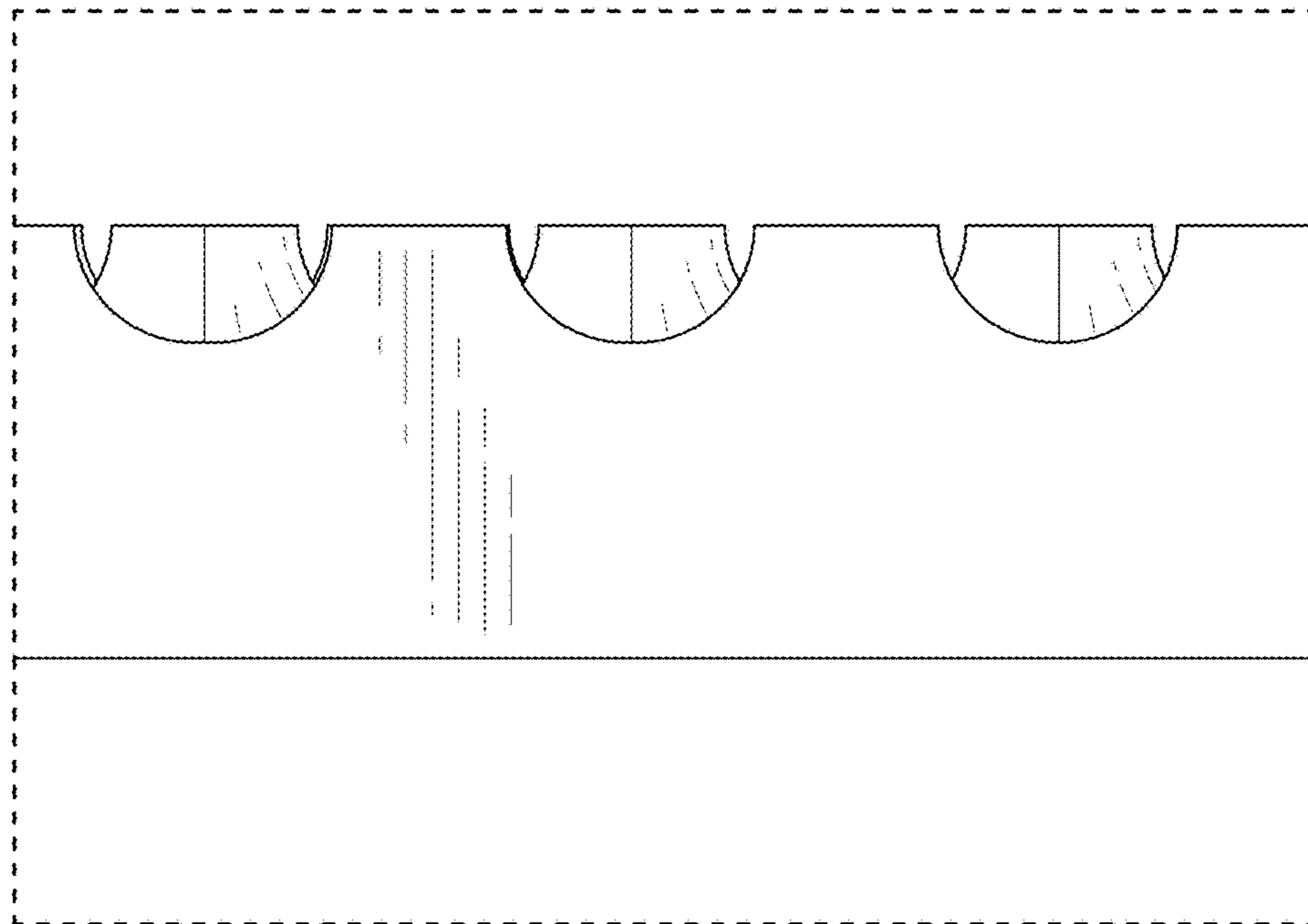


FIG. 15