



US00D799552S

(12) **United States Design Patent** (10) **Patent No.:** **US D799,552 S**
McGinley (45) **Date of Patent:** **** Oct. 10, 2017**

(54) **ENGINE CAM COVER** 6,116,205 A * 9/2000 Troxler F01M 11/02
123/196 CP
(71) Applicant: **Harley-Davidson Motor Company** D438,825 S * 3/2001 Tsuboi D12/111
Group, LLC, Milwaukee, WI (US) D445,366 S 7/2001 Davidson et al.
6,382,169 B1 * 5/2002 Gausman F01P 7/026
123/195 R
(72) Inventor: **Ben McGinley, Glendale, WI (US)** D492,224 S * 6/2004 Bailey D12/126
D514,124 S * 1/2006 Francis D15/5
(73) Assignee: **Harley-Davidson Motor Company** 7,096,846 B1 * 8/2006 Dondlinger F01M 11/02
Group, LLC, Milwaukee, WI (US) 123/195 R
7,171,939 B1 * 2/2007 Tiller F01L 1/026
123/196 R
(**) Term: **15 Years** D544,509 S * 6/2007 Tiller D12/126
D776,018 S * 1/2017 Kiska D12/126
(21) Appl. No.: **29/575,046** (Continued)

(22) Filed: **Aug. 22, 2016**
(51) **LOC (10) Cl.** **15-01**
(52) **U.S. Cl.**
USPC **D15/5; D12/114**
(58) **Field of Classification Search**
USPC D15/1-6, 148, 149; D12/110, 114, 126,
D12/127
CPC . F02B 61/02; F02F 7/00; F02F 7/0036; F02F
7/0039; F02F 7/0058; F02F 7/0012; F02F
7/008; F02F 7/0073; F02F 2007/0075;
F02F 7/0046; B62J 17/00; B62J 23/00;
B62J 13/00; F16H 57/05; F01M 13/0416;
F01M 11/02; F01M 13/00; F02M 25/06
See application file for complete search history.

(56) **References Cited**
U.S. PATENT DOCUMENTS
4,357,293 A 11/1982 Williamson, Jr.
D294,921 S 3/1988 Nagy
D336,451 S * 6/1993 Huebner D12/126
D348,676 S 7/1994 Fuller et al.
D363,691 S 10/1995 Davidson et al.
D364,129 S 11/1995 Davidson et al.
D376,567 S 12/1996 Davidson et al.
D400,128 S 10/1998 Golden et al.
D411,489 S 6/1999 Davidson et al.
D411,817 S 7/1999 Davidson et al.

OTHER PUBLICATIONS

Custom Chrome 1994 Catalog, p. 337.
(Continued)

Primary Examiner — T. Chase Nelson
Assistant Examiner — Ania Aman
(74) *Attorney, Agent, or Firm* — Michael Best &
Friedrich LLP

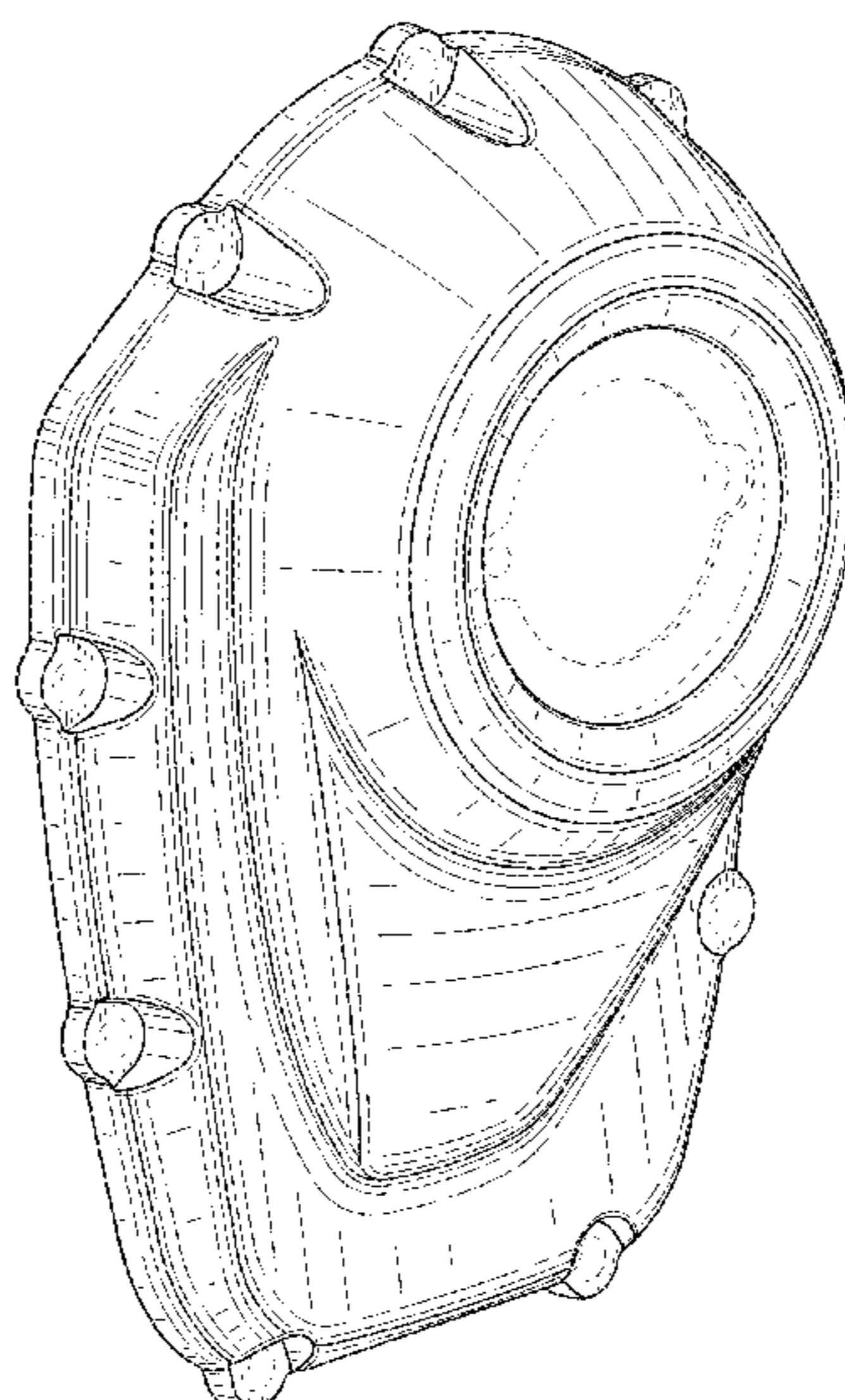
(57) **CLAIM**

I claim the ornamental design for an engine cam cover, as shown and described.

DESCRIPTION

FIG. 1 is a perspective view of an engine cam cover;
FIG. 2 is a front view thereof;
FIG. 3 is a rear view thereof;
FIG. 4 is a right view thereof;
FIG. 5 is a left view thereof;
FIG. 6 is a top view thereof; and,
FIG. 7 is a bottom view thereof.
The broken lines shown in the drawings are for the purpose of illustrating portions of the article that form no part of the claimed design.

1 Claim, 6 Drawing Sheets



(56)

References Cited

U.S. PATENT DOCUMENTS

2002/0166534 A1* 11/2002 Schneider F01L 1/02
123/195 C
2009/0223731 A1* 9/2009 Arnold B62K 11/04
180/231
2010/0294231 A1* 11/2010 Kusel F01M 1/12
123/196 R
2015/0083513 A1* 3/2015 Ito B60K 13/02
180/229
2015/0113984 A1* 4/2015 Shibano F01N 13/1805
60/605.1
2015/0129342 A1* 5/2015 O'Rourke B62J 17/04
180/219
2017/0114681 A1* 4/2017 Tsukamoto F01M 1/06
2017/0114684 A1* 4/2017 Tsukamoto F01M 11/0004
2017/0114686 A1* 4/2017 Tsukamoto F01M 11/02
2017/0114699 A1* 4/2017 Okita F01P 3/12
2017/0114713 A1* 4/2017 Okita F01M 5/002
2017/0114860 A1* 4/2017 Yamauchi F01M 5/002

OTHER PUBLICATIONS

Custom Chrome 1994 Catalog, p. 339.
1995 Drag Specialties, derby cover Nos. DS-375600 and
DS-375705, p. 216.
1996 Genuine Harley-Davidson Motorcycle Accessories, derby
cover No. 52571-91, p. 152.

* cited by examiner

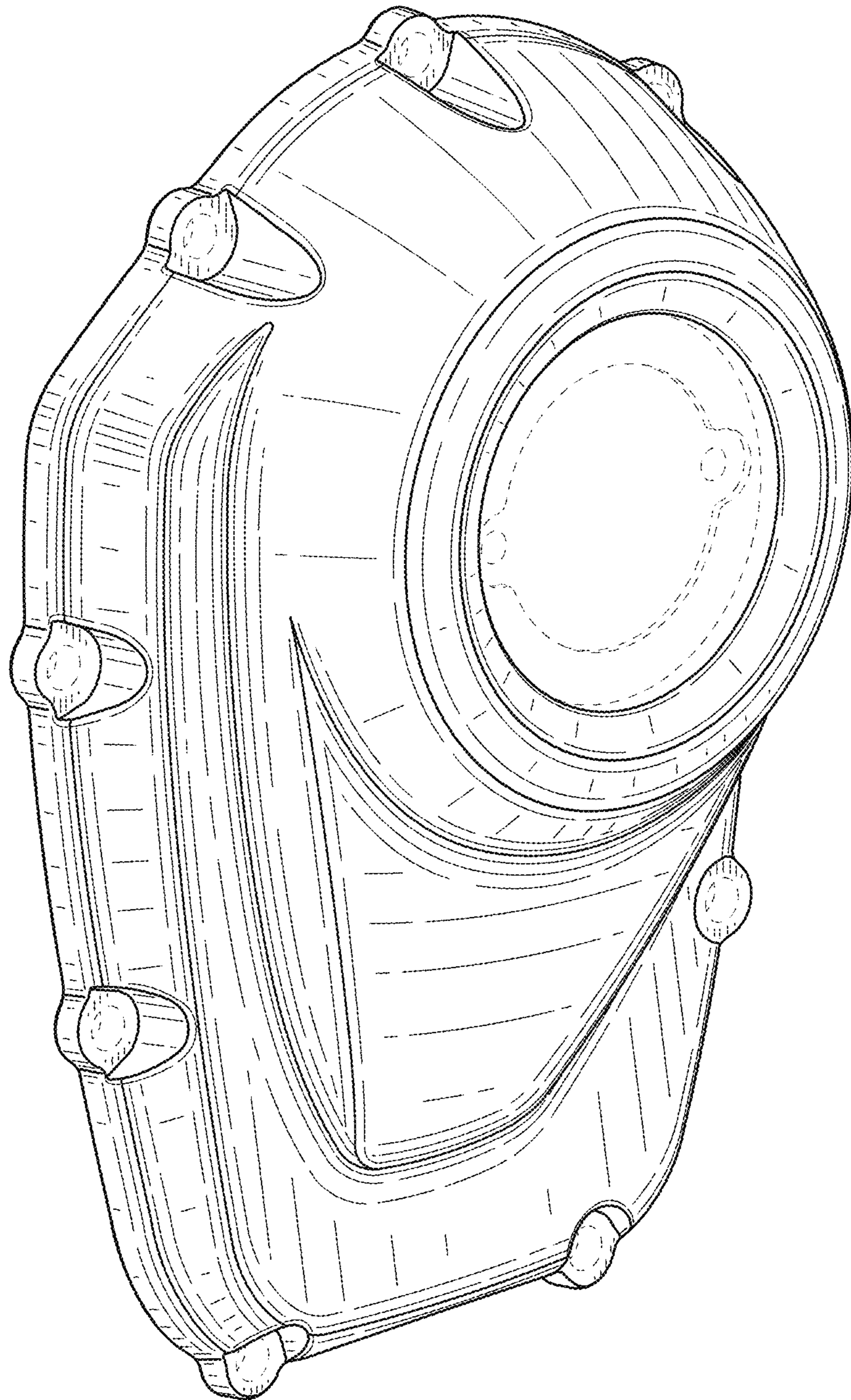


FIG. 1

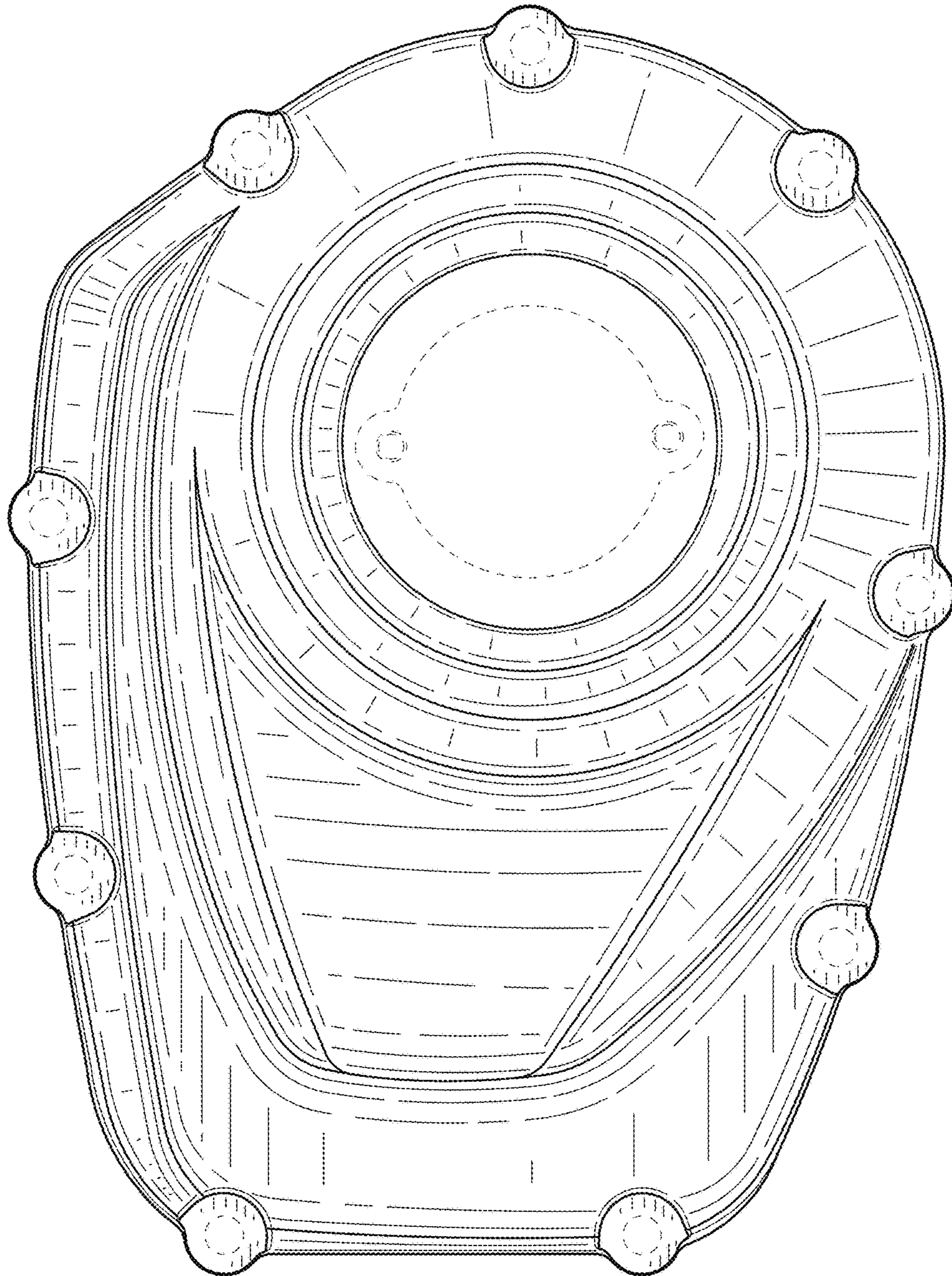


FIG. 2

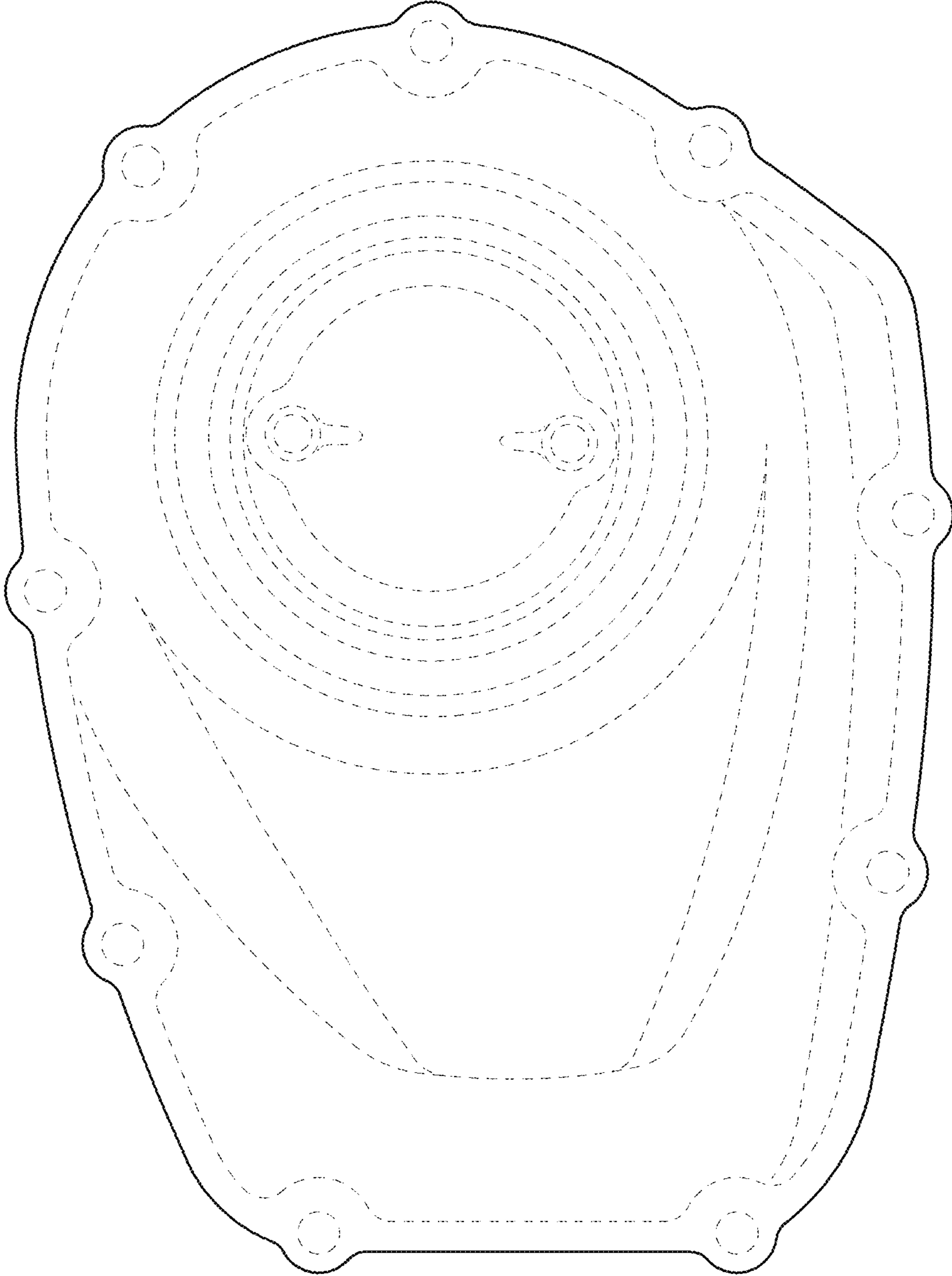


FIG. 3

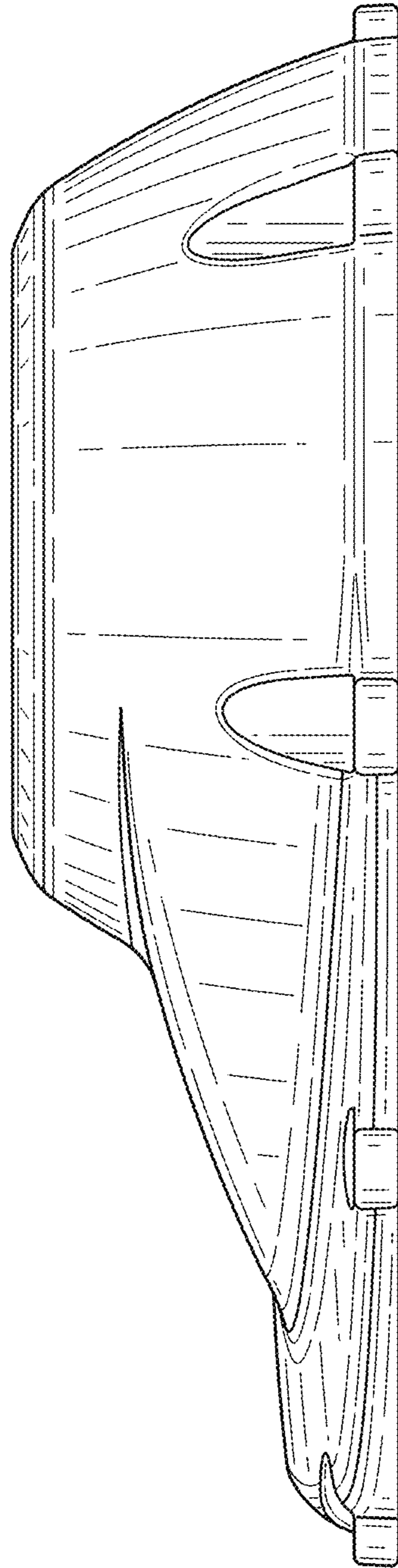


FIG. 4

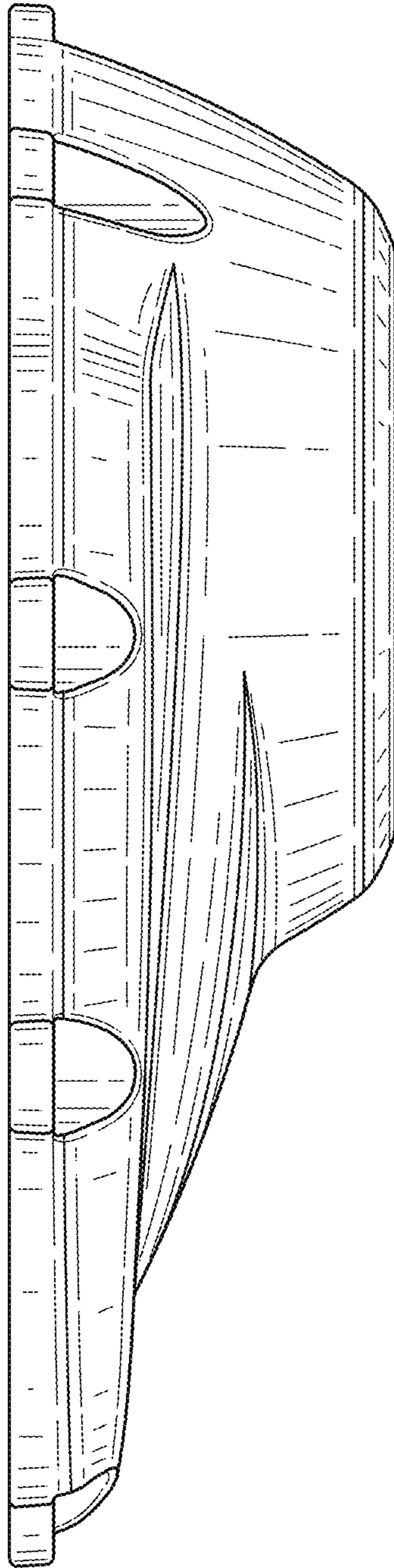


FIG. 5

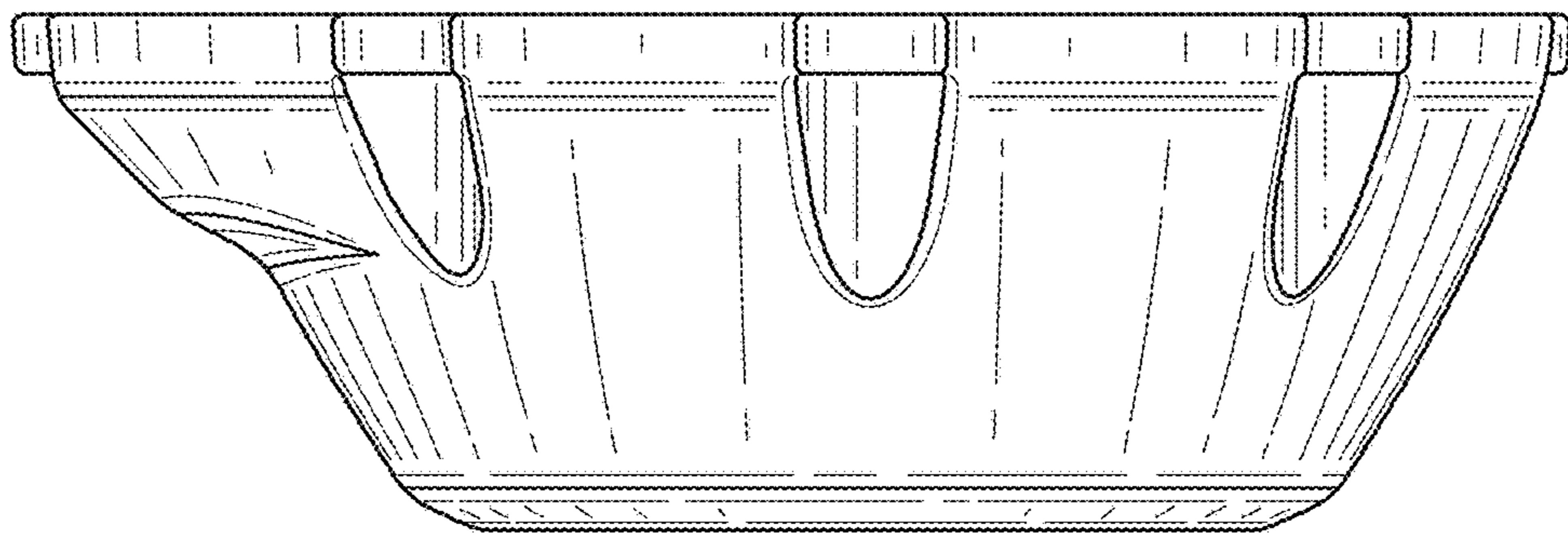


FIG. 6

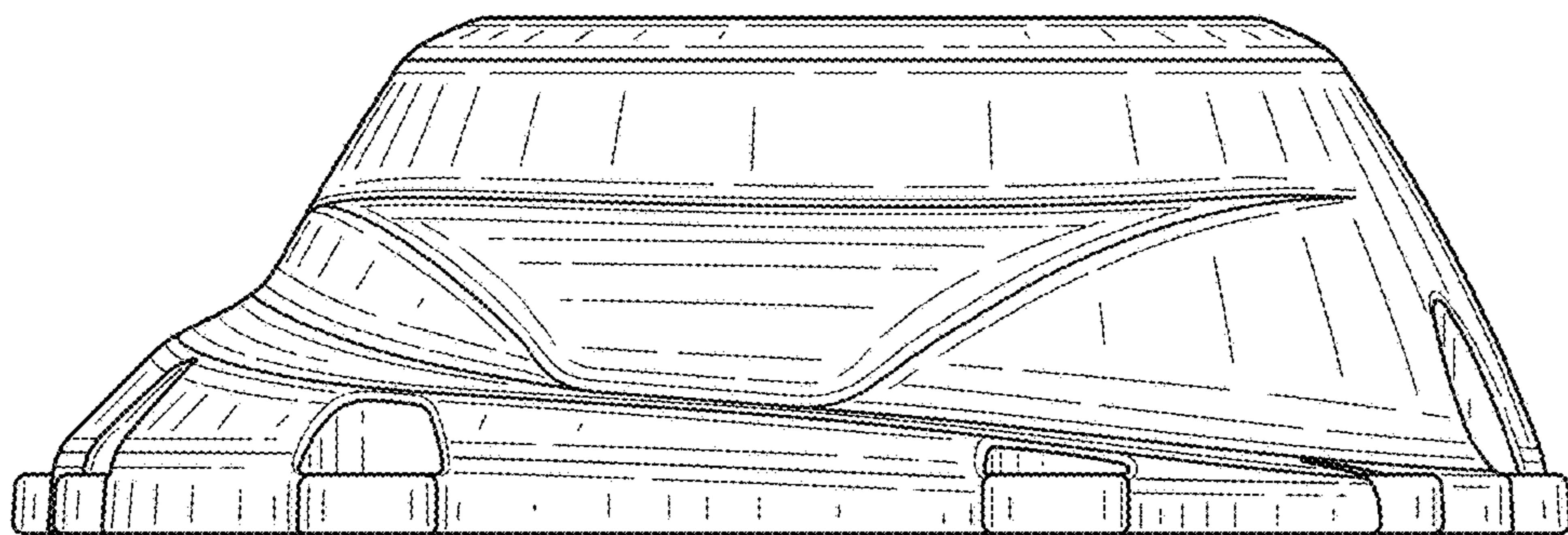


FIG. 7