



US00D799508S

(12) **United States Design Patent** (10) **Patent No.:** **US D799,508 S**  
**Jitkoff et al.** (45) **Date of Patent:** **\*\* Oct. 10, 2017**

(54) **DISPLAY SCREEN WITH ANIMATED GRAPHICAL USER INTERFACE**

FOREIGN PATENT DOCUMENTS

(71) Applicant: **Google Inc.**, Mountain View, CA (US)

EM 001151187-0003 7/2009  
EM 001297964-0157 9/2011

(Continued)

(72) Inventors: **John Nicholas Jitkoff**, Kingsville, TX (US); **Adam Grabowski**, Jersey City, NJ (US); **Jonathan David Lee**, Brooklyn, NY (US); **Jonathan Jarvis**, New York, NY (US); **Viktor Persson**, San Francisco, CA (US); **Richard Ngo**, San Francisco, CA (US); **Rick Jones**, San Francisco, CA (US)

OTHER PUBLICATIONS

Office Action in Russian Application No. 2016500659 dated Feb. 17, 2017, 2 pgs.

*Primary Examiner* — Rhea Shields  
(74) *Attorney, Agent, or Firm* — Finnegan, Henderson, Farabow, Garrett & Dunner LLP

(73) Assignee: **GOOGLE INC.**, Mountain View, CA (US)

(57) **CLAIM**

The ornamental design for a display screen with animated graphical user interface, as shown and described.

(\*\*) Term: **15 Years**

**DESCRIPTION**

(21) Appl. No.: **29/577,291**

The file of this patent contains at least one drawing executed in color. Copies of this patent with color drawing will be provided by the Office upon request and payment of the necessary fee.

(22) Filed: **Sep. 12, 2016**

FIG. 1 is a first image of a display screen with animated graphical user interface, showing our new design;  
FIG. 2 is a second image thereof;  
FIG. 3 is a third image thereof;  
FIG. 4 is a fourth image thereof;  
FIG. 5 is a fifth image thereof;  
FIG. 6 is a sixth image thereof; and,  
FIG. 7 is a seventh image thereof.

**Related U.S. Application Data**

(63) Continuation of application No. 29/537,601, filed on Aug. 27, 2015, now Pat. No. Des. 769,317.

(51) **LOC (10) Cl.** ..... **14-03**

(52) **U.S. Cl.**  
USPC ..... **D14/485**

(58) **Field of Classification Search**  
USPC ..... D14/485-495; 14/4; 715/702, 764

(Continued)

The appearance of the transitional image sequentially transitions between the images shown in FIGS. 1-7. The process or period that one image transitions to another image; forms no part of the claimed design.

In the drawings, the broken lines are for the purpose of illustrating the display screen with animated graphical user interface that forms no part of the claimed design.

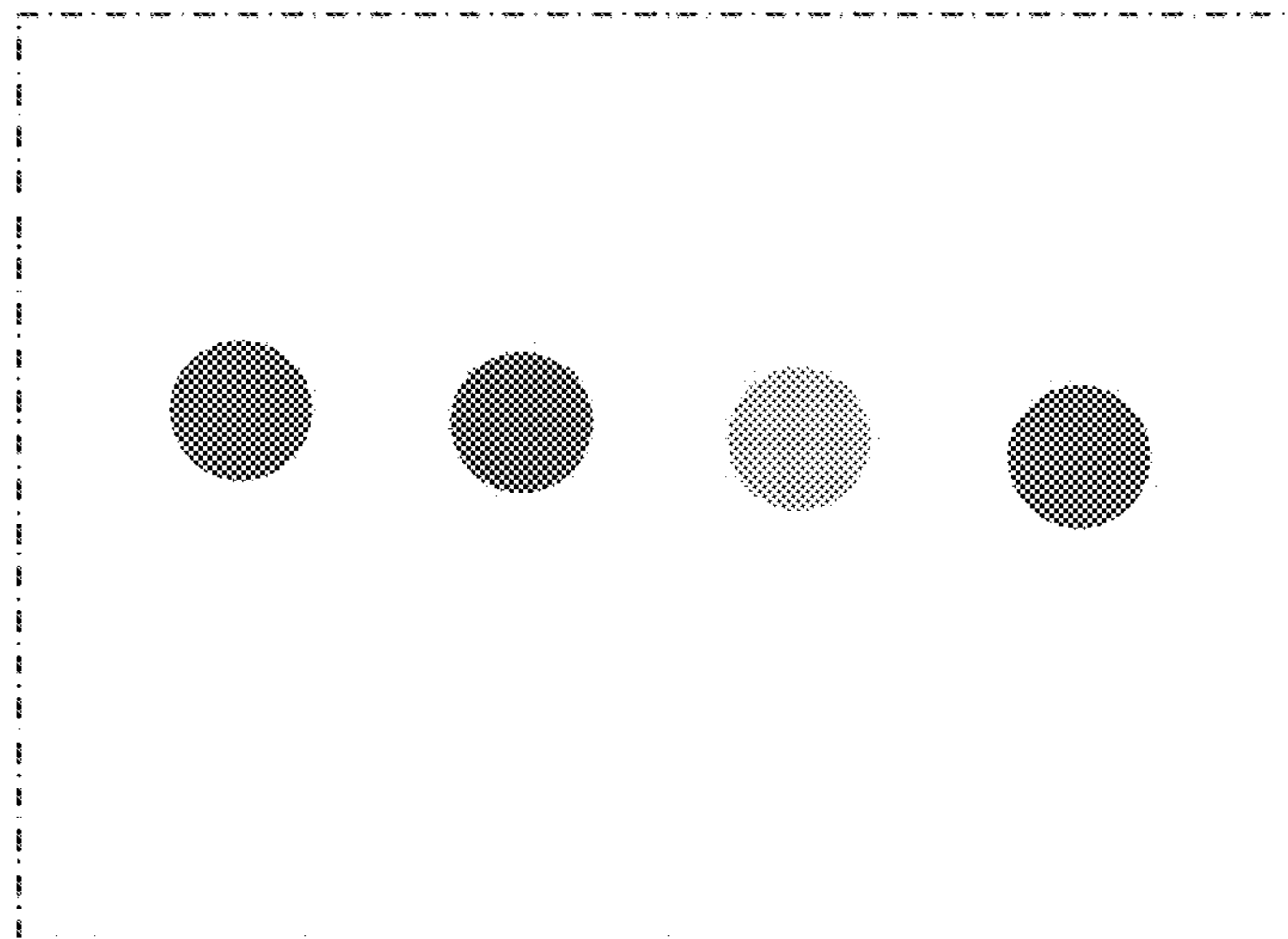
(56) **References Cited**

U.S. PATENT DOCUMENTS

D721,086 S \* 1/2015 Hontz, Jr. .... D14/485  
D726,198 S \* 4/2015 Kim ..... D14/485

(Continued)

**1 Claim, 7 Drawing Sheets**  
**(7 of 7 Drawing Sheet(s) Filed in Color)**



- (58) **Field of Classification Search**  
 CPC ..... G06F 3/106; G06F 3/0481; G06F 3/0482;  
 G06F 3/04847  
 See application file for complete search history.

(56) **References Cited**

U.S. PATENT DOCUMENTS


D727,336	S	*	4/2015	Allison	.....	D14/485
9,098,180	B1	*	8/2015	Craig	.....	G06F 3/04847
D737,837	S		9/2015	Bae et al.		
D738,891	S		9/2015	Bae et al.		
D738,897	S	*	9/2015	Soegiono	.....	D14/486
D738,904	S	*	9/2015	Tyler	.....	D14/488
D742,894	S		11/2015	Foss et al.		
D743,419	S	*	11/2015	Herold	.....	D14/485
D743,433	S	*	11/2015	Herold	.....	D14/487
D743,985	S	*	11/2015	Herold	.....	D14/486
D749,096	S	*	2/2016	Zhu	.....	D14/485
D749,097	S	*	2/2016	Zou	.....	D14/485
D750,102	S	*	2/2016	Bates	.....	D14/485
D750,128	S		2/2016	Capela et al.		
D751,090	S	*	3/2016	Hu	.....	D14/485

D751,108	S	*	3/2016	Caldwell	.....	D14/486
D751,568	S	*	3/2016	Kim	.....	D14/485
D752,056	S	*	3/2016	Choi	.....	D14/485
D752,638	S	*	3/2016	Akana	.....	14/4
D753,666	S	*	4/2016	Li	.....	D14/485
D753,685	S	*	4/2016	Zimmerman	.....	D14/486
D753,716	S	*	4/2016	Torres	.....	D14/491
D754,151	S	*	4/2016	Yoon	.....	D14/485
D754,165	S	*	4/2016	Park	.....	D14/486
D754,193	S	*	4/2016	Chen	.....	D14/489
D754,194	S	*	4/2016	Su	.....	D14/489
D754,689	S	*	4/2016	Lee	.....	D14/486
D754,690	S	*	4/2016	Park	.....	D14/486
D754,714	S	*	4/2016	Zhang	.....	D14/487
D755,221	S	*	5/2016	Kim	.....	D14/486
D755,814	S	*	5/2016	Rad	.....	D14/486

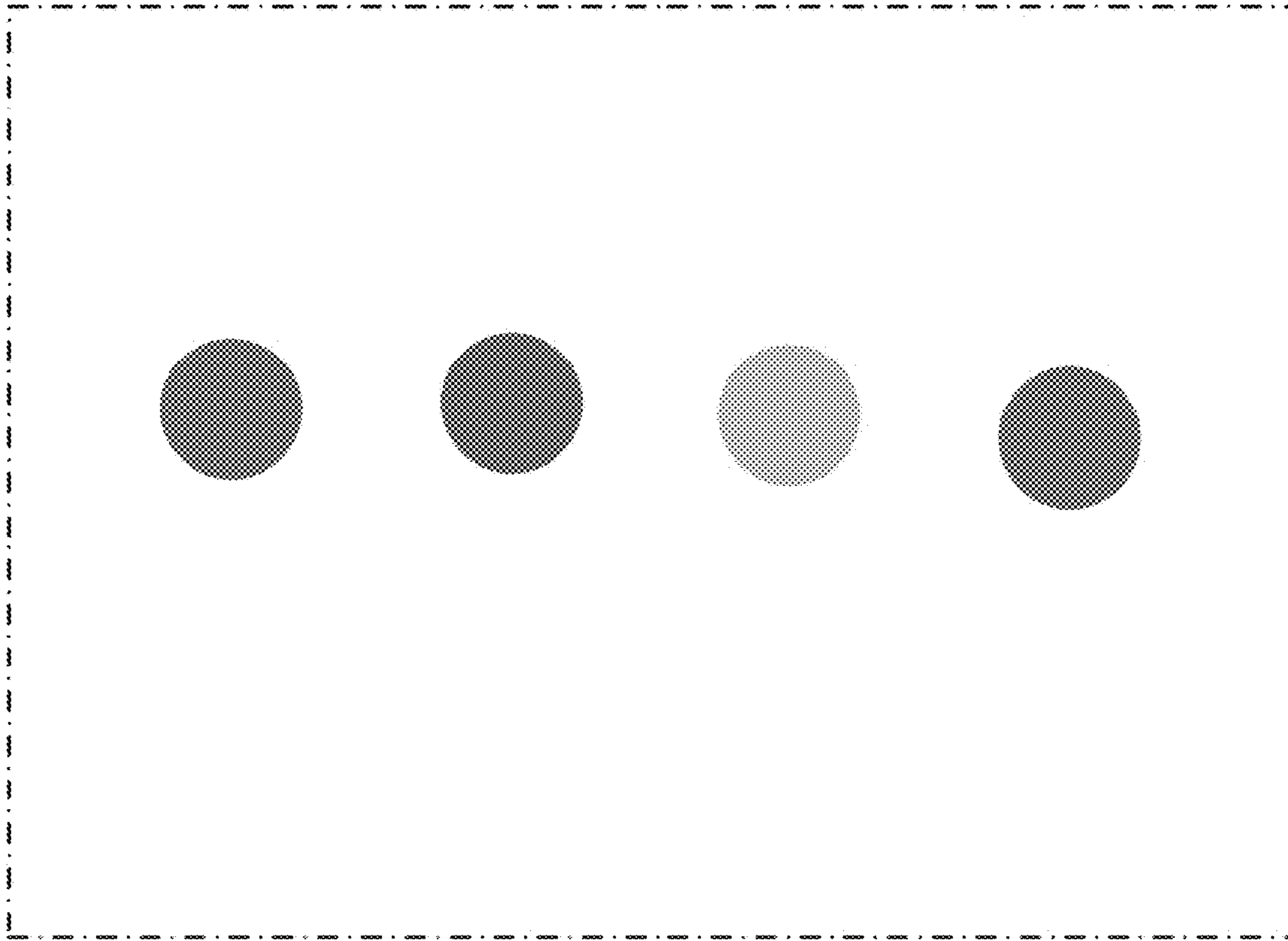
FOREIGN PATENT DOCUMENTS

EM	001354914-0008	12/2012
EM	001354914-0010	12/2012
FI	M20070115-0001	6/2007

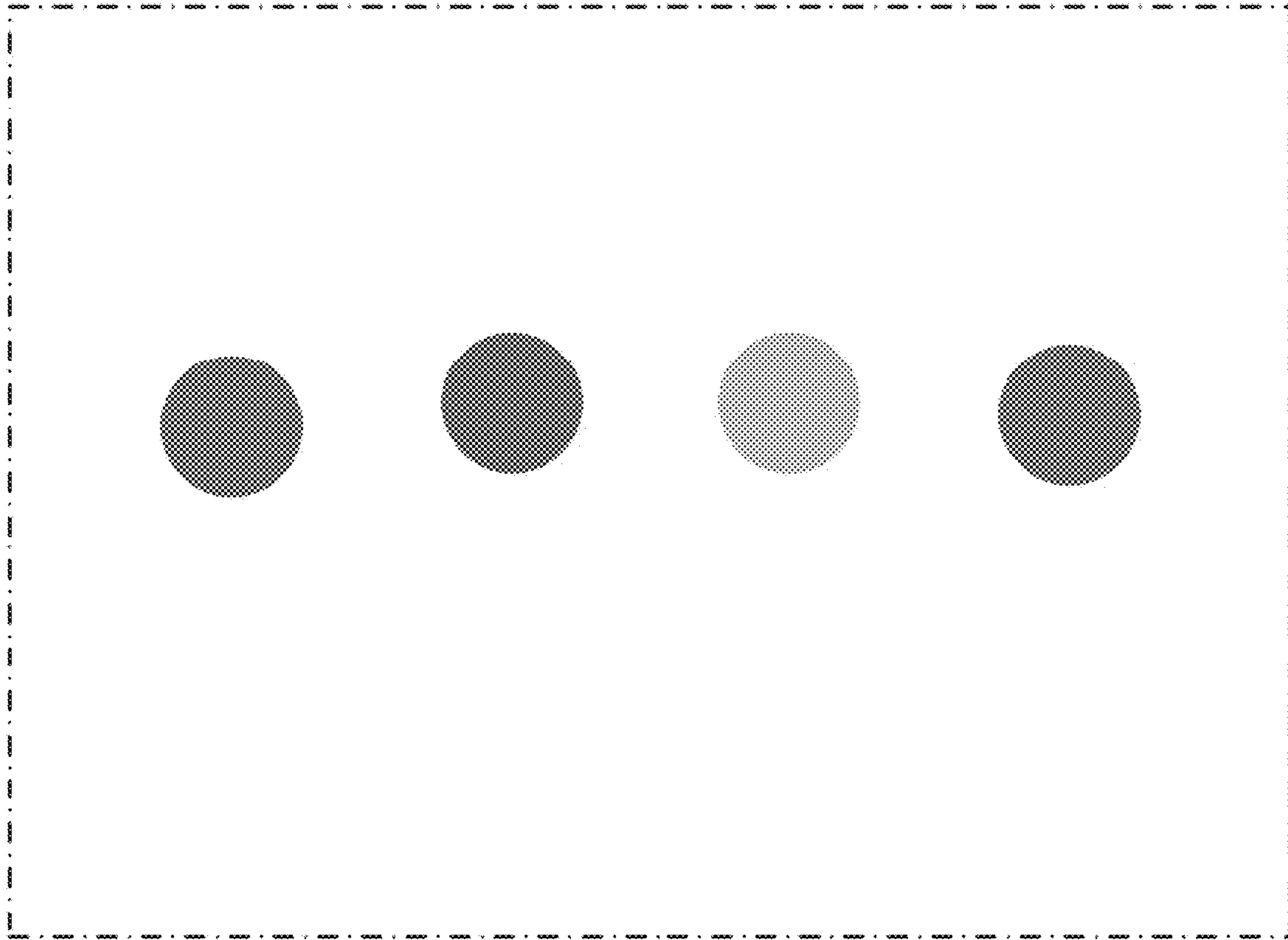
\* cited by examiner




**FIG. 1**




**FIG. 2**




**FIG. 3**



**FIG. 4**

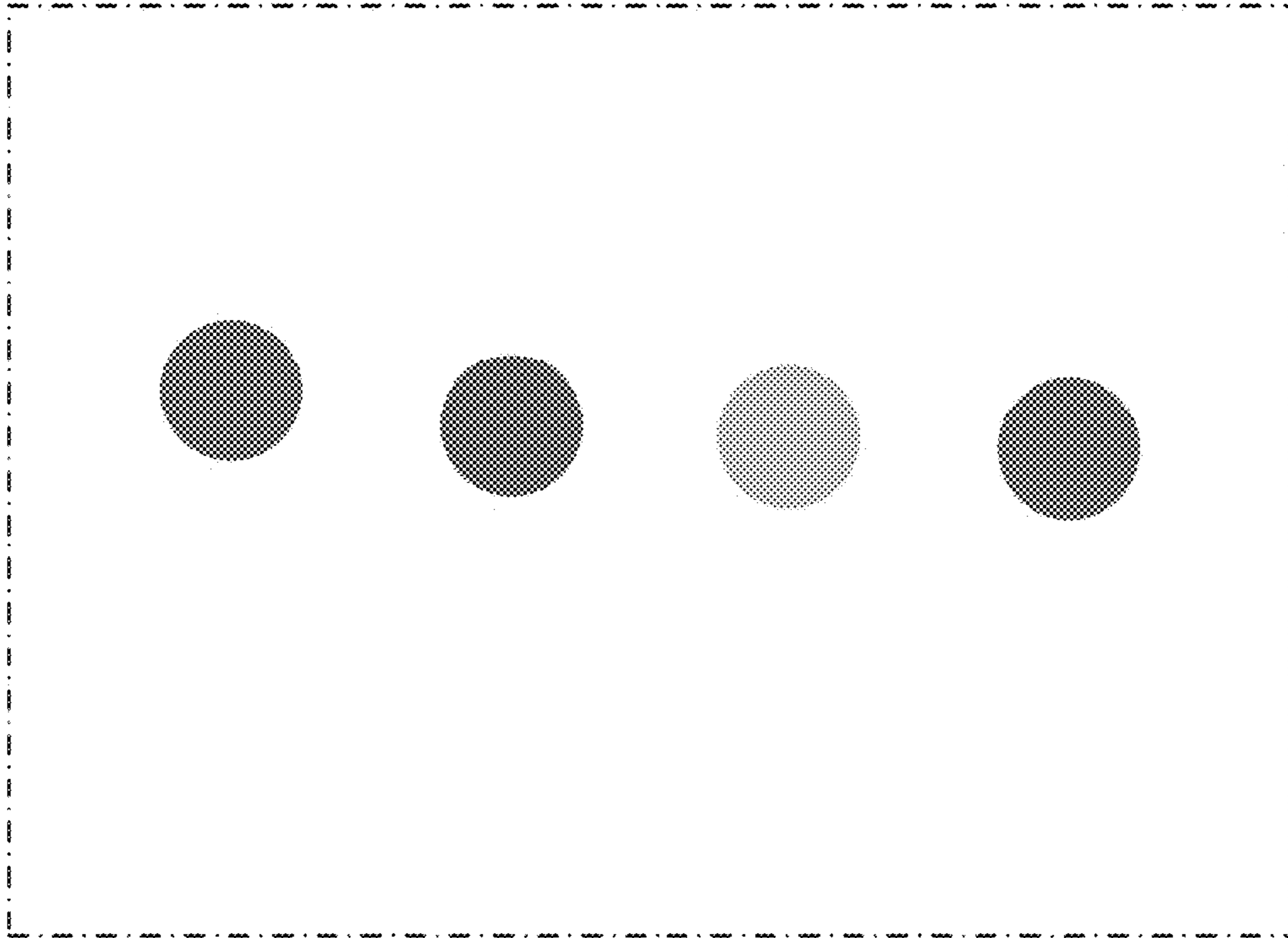


**FIG. 5**



**FIG. 6**





**FIG. 7**