



US00D799497S

(12) **United States Design Patent**
Piron et al.

(10) **Patent No.:** **US D799,497 S**

(45) **Date of Patent:** **** Oct. 10, 2017**

(54) **ELECTRONIC DONGLE**

D717,309 S * 11/2014 Govindarajan D14/480.6
D735,178 S * 7/2015 Yoon D14/240
D759,661 S * 6/2016 Liao D14/480.7

(71) Applicant: **SmarDTV SA**, Cheseaux-sur-Lausanne
(CH)

(72) Inventors: **Sylvain Piron**, Aix-en-Provence (FR);
Laurent Délande, La Ciotat (FR);
Marc Lambert, Auriol (FR)

(73) Assignee: **SmarDTV SA**, San Francisco, CA (US)

(**) Term: **15 Years**

(21) Appl. No.: **29/576,836**

(22) Filed: **Sep. 7, 2016**

(51) **LOC (10) Cl.** **14-03**

(52) **U.S. Cl.**

USPC **D14/480.1**

(58) **Field of Classification Search**

USPC D14/435.1, 480.1–480.7

CPC H05K 5/0278; G06K 19/07732

See application file for complete search history.

(56) **References Cited**

U.S. PATENT DOCUMENTS

D558,763 S * 1/2008 Morganstern D14/480.7
D622,276 S * 8/2010 Tran D14/480.1
D625,730 S * 10/2010 Cacioppo D14/435.1
D631,053 S * 1/2011 Bailey D10/70
D631,884 S * 2/2011 Klein D14/435.1
D639,790 S * 6/2011 Kim D14/242
D658,635 S * 5/2012 Hou D14/218
D688,247 S * 8/2013 Girotti D14/240
D711,391 S * 8/2014 Lee D14/480.7

OTHER PUBLICATIONS

“Indian Design Application Serial No. 291588 , First Examiner Report dated Apr. 4, 2017”, 2 pgs.

* cited by examiner

Primary Examiner — Angela J Lee

(74) *Attorney, Agent, or Firm* — Schwegman Lundberg & Woessner, P.A.

(57) **CLAIM**

The ornamental design for an electronic dongle, as shown and described.

DESCRIPTION

FIG. 1 is a top-front-right perspective view of an electronic dongle (e.g., a high-definition multimedia interface dongle), showing our new design.

FIG. 2 is a bottom-front-left perspective view thereof.

FIG. 3 is a front view thereof.

FIG. 4 is a rear view thereof.

FIG. 5 is a right side view thereof.

FIG. 6 is a left side view thereof.

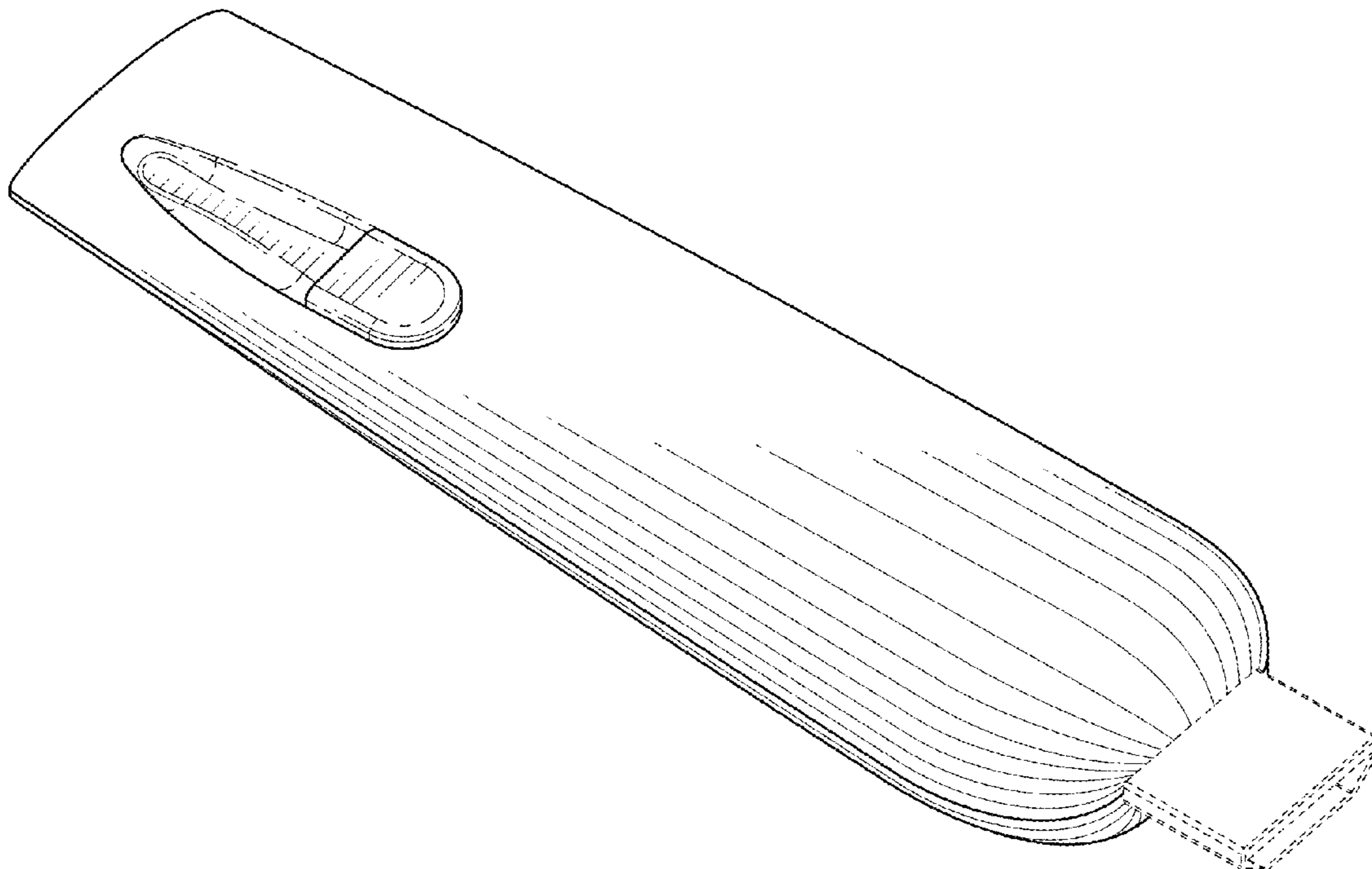
FIG. 7 is a top view thereof; and,

FIG. 8 is a bottom view thereof.

The broken lines depicting a connector on the front of the electronic dongle illustrate environmental structure and form no part of the claimed design.

The shade lines indicate surface contour and not surface ornamentation.

1 Claim, 4 Drawing Sheets



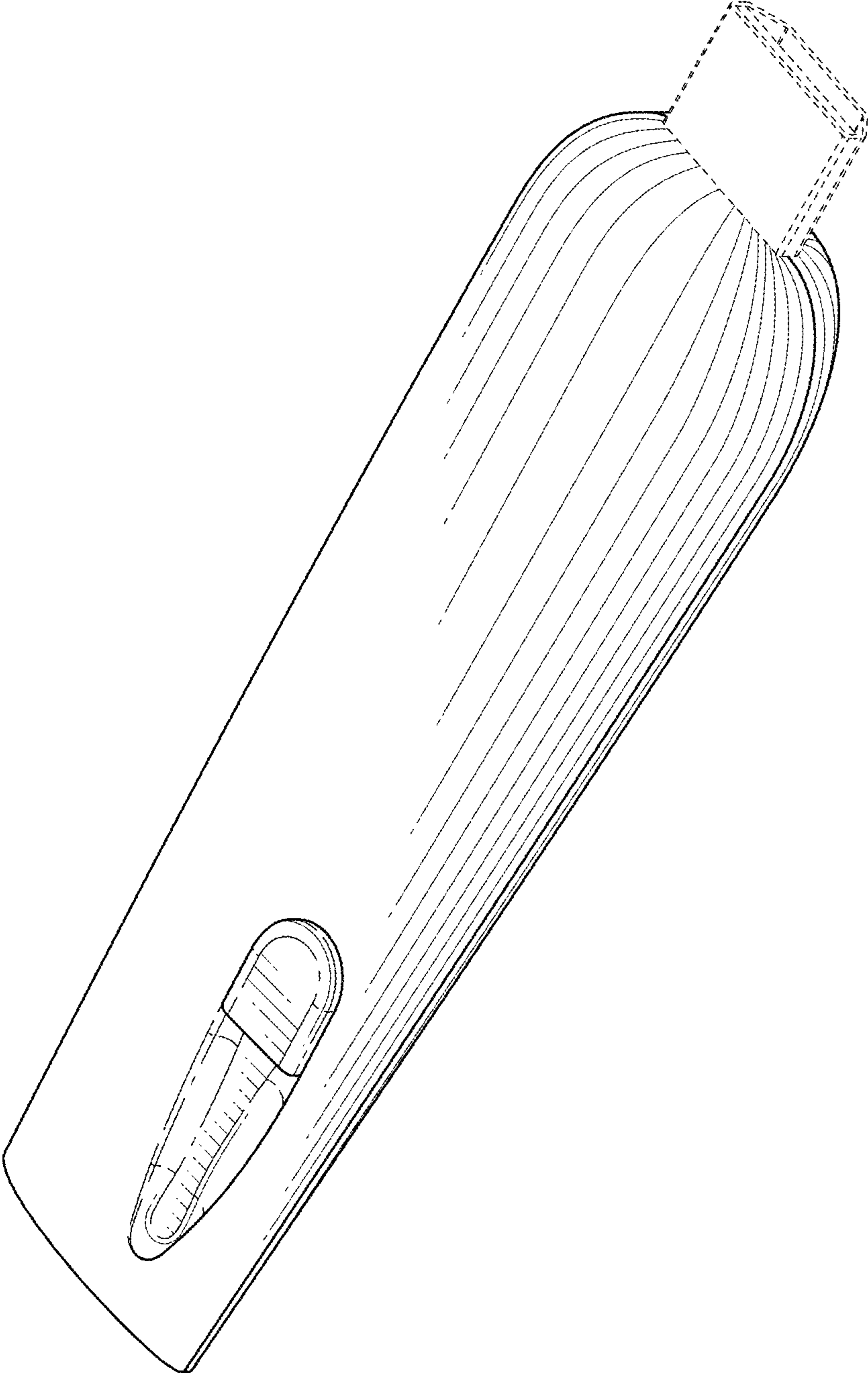


FIG. 1

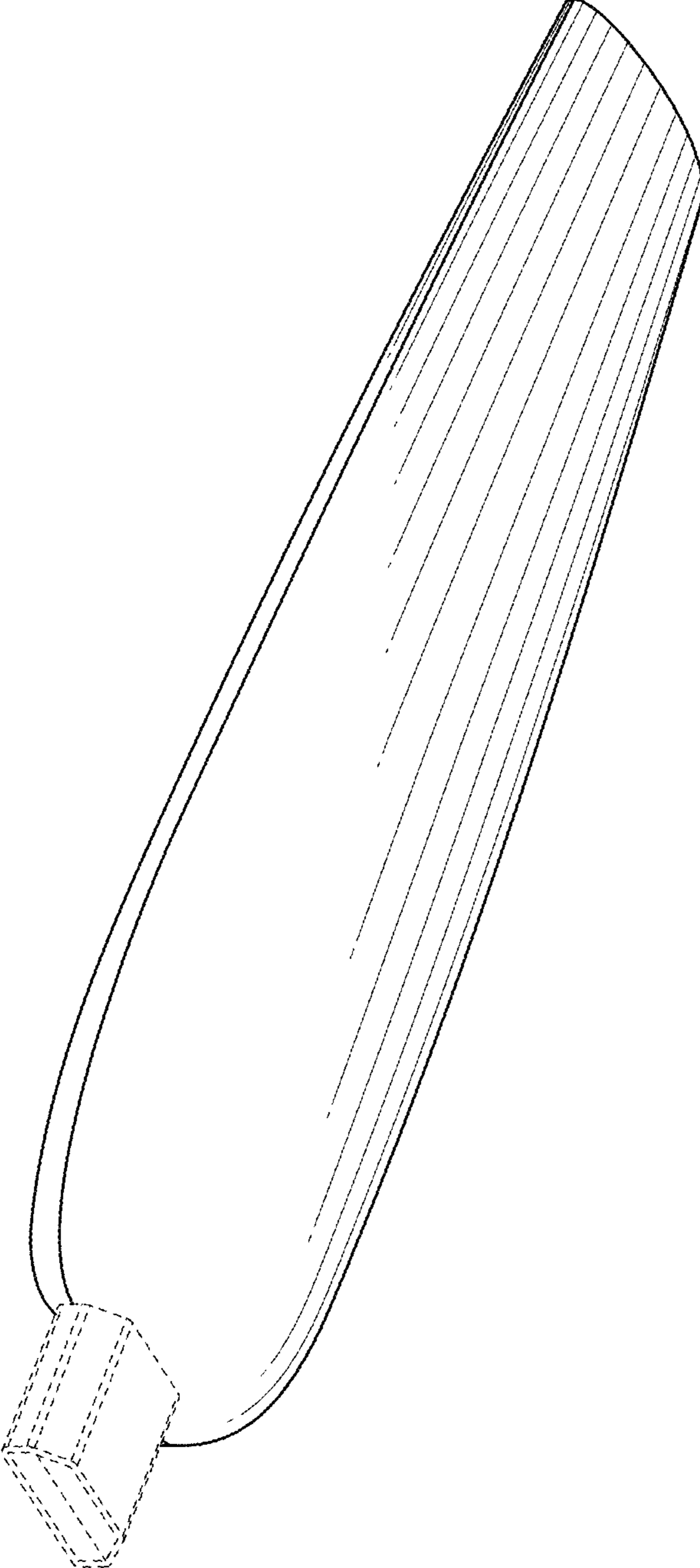


FIG. 2

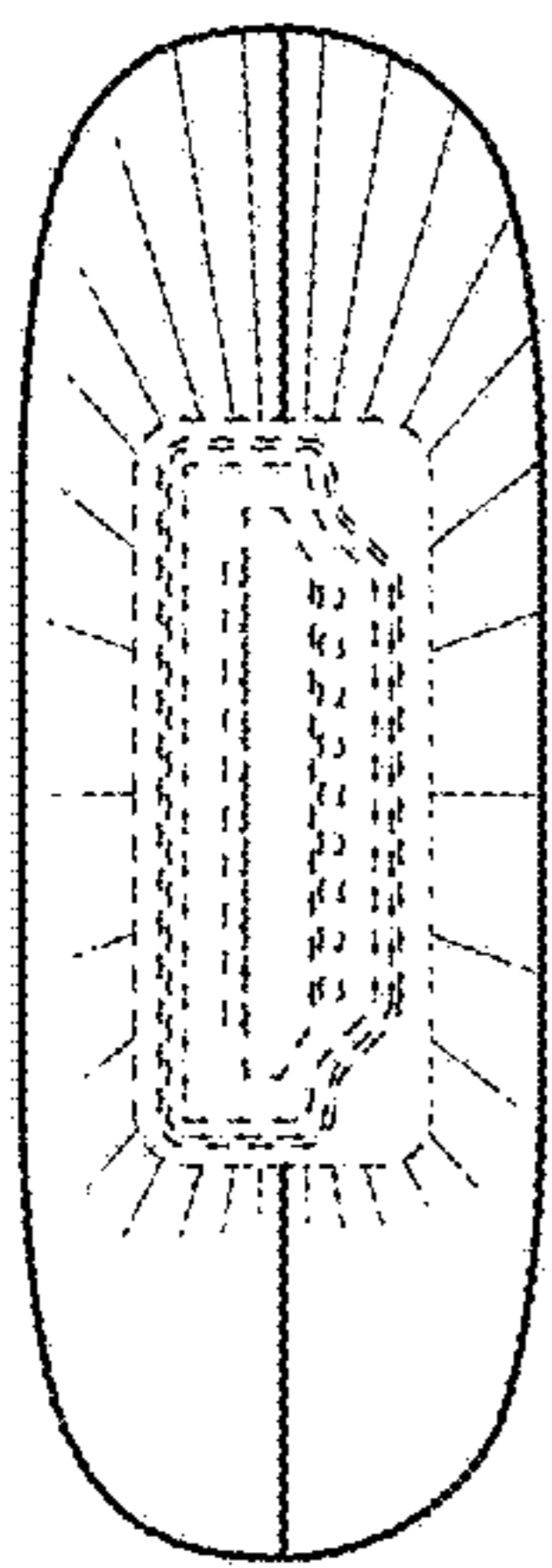


FIG. 3

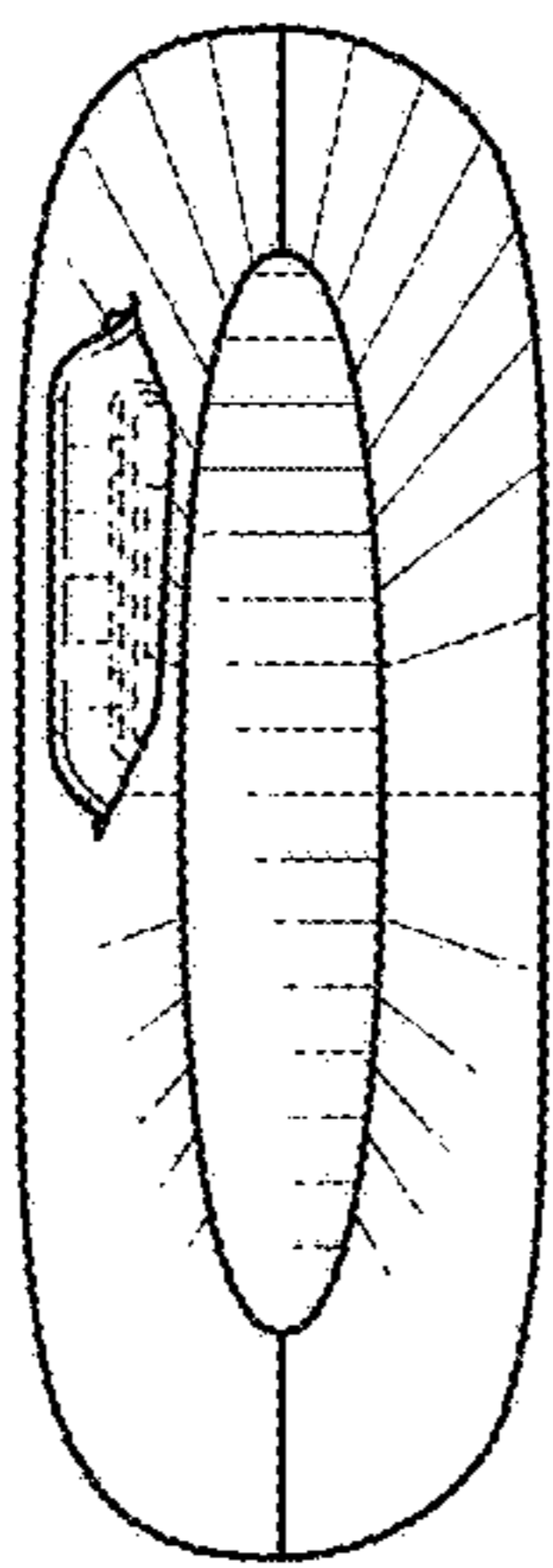


FIG. 4




FIG. 5




FIG. 6

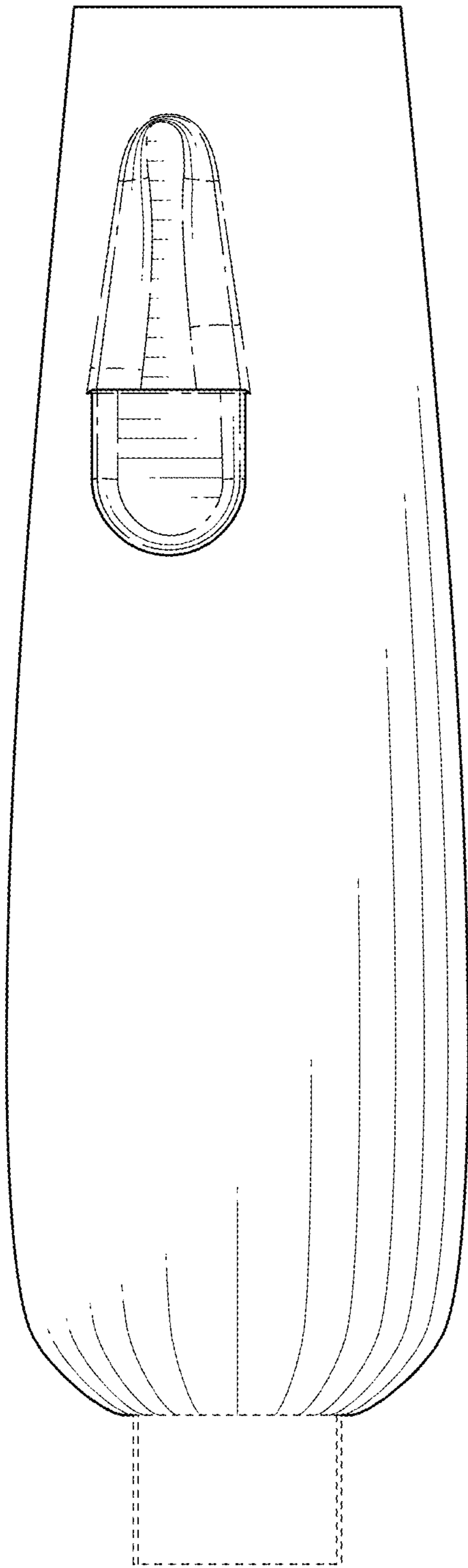


FIG. 7

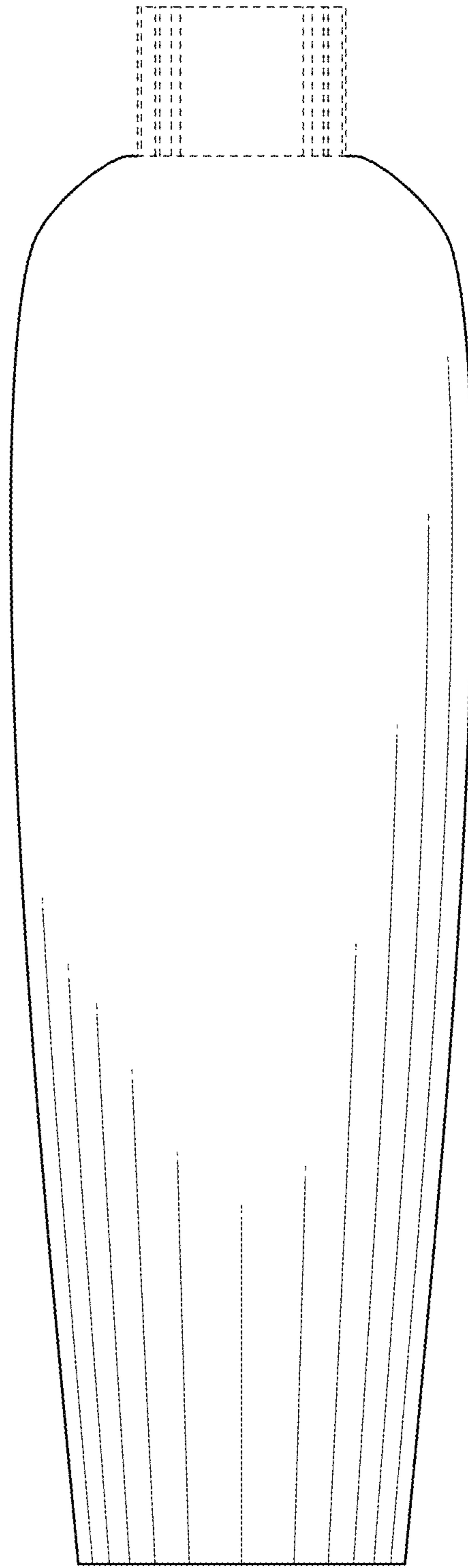


FIG. 8