



US00D799455S

(12) **United States Design Patent**
Forster

(10) **Patent No.:** **US D799,455 S**

(45) **Date of Patent:** **** Oct. 10, 2017**

(54) **ANTENNA**

(71) Applicant: **Avery Dennison Retail Information Services LLC**, Westborough, MA (US)

(72) Inventor: **Ian J. Forster**, Chelmsford (GB)

(73) Assignee: **AVERY DENNISON RETAIL INFORMATION SERVICES, LLC**, Mentor, OH (US)

(**) Term: **15 Years**

(21) Appl. No.: **29/560,683**

(22) Filed: **Apr. 8, 2016**

(51) **LOC (10) Cl.** **14-03**

(52) **U.S. Cl.**
USPC **D14/230**

(58) **Field of Classification Search**
USPC D14/138, 230-238.1, 299, 358; D13/182
CPC H01L 33/48; H01L 33/486; H01L 23/02;
H05K 5/00; H01Q 13/10
See application file for complete search history.

(56) **References Cited**

U.S. PATENT DOCUMENTS

D594,446 S	*	6/2009	Kato	D14/230
D646,669 S	*	10/2011	Suleiman	D14/234
D704,171 S	*	5/2014	Forster	D14/230
D709,863 S	*	7/2014	Forster	D14/230
D710,835 S	*	8/2014	Forster	D14/230
D713,393 S	*	9/2014	Forster	D14/230

D715,781 S	*	10/2014	Forster	D14/230
D716,773 S	*	11/2014	Forster	D14/230
D719,937 S	*	12/2014	Forster	D14/230
D720,729 S	*	1/2015	Escaro	D14/230
D740,261 S	*	10/2015	Man	D14/230
D745,605 S	*	12/2015	Dancausse	D20/27
D761,235 S	*	7/2016	Man	D14/230
D766,881 S	*	9/2016	Man	D14/230
D775,109 S	*	12/2016	Forster	D14/230
D776,093 S	*	1/2017	Forster	D14/230

OTHER PUBLICATIONS

<http://rfid.averydennison.com/content/dam/averydennison/rfid/Global/Documents/datasheets/AD-318m5-datasheet-v1.pdf>—Published Jan. 5, 2017.*

<http://rfid.averydennison.com/content/dam/averydennison/rfid/Global/Documents/datasheets/AD-171m5-datasheet-v1.pdf>—Published Jun. 30, 2014.*

* cited by examiner

Primary Examiner — Manpreet Matharu

Assistant Examiner — Mojtaba Tehrani

(74) *Attorney, Agent, or Firm* — Avery Dennison Retail Information Services, LLC

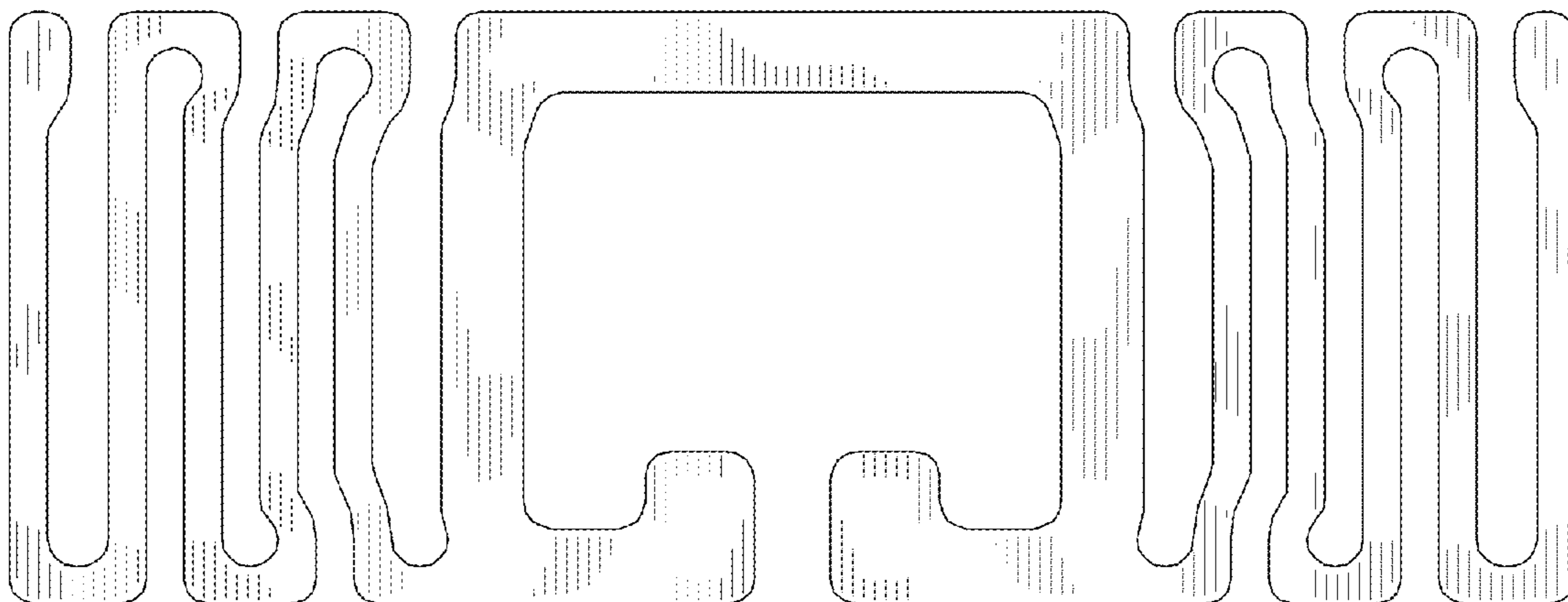
(57) **CLAIM**

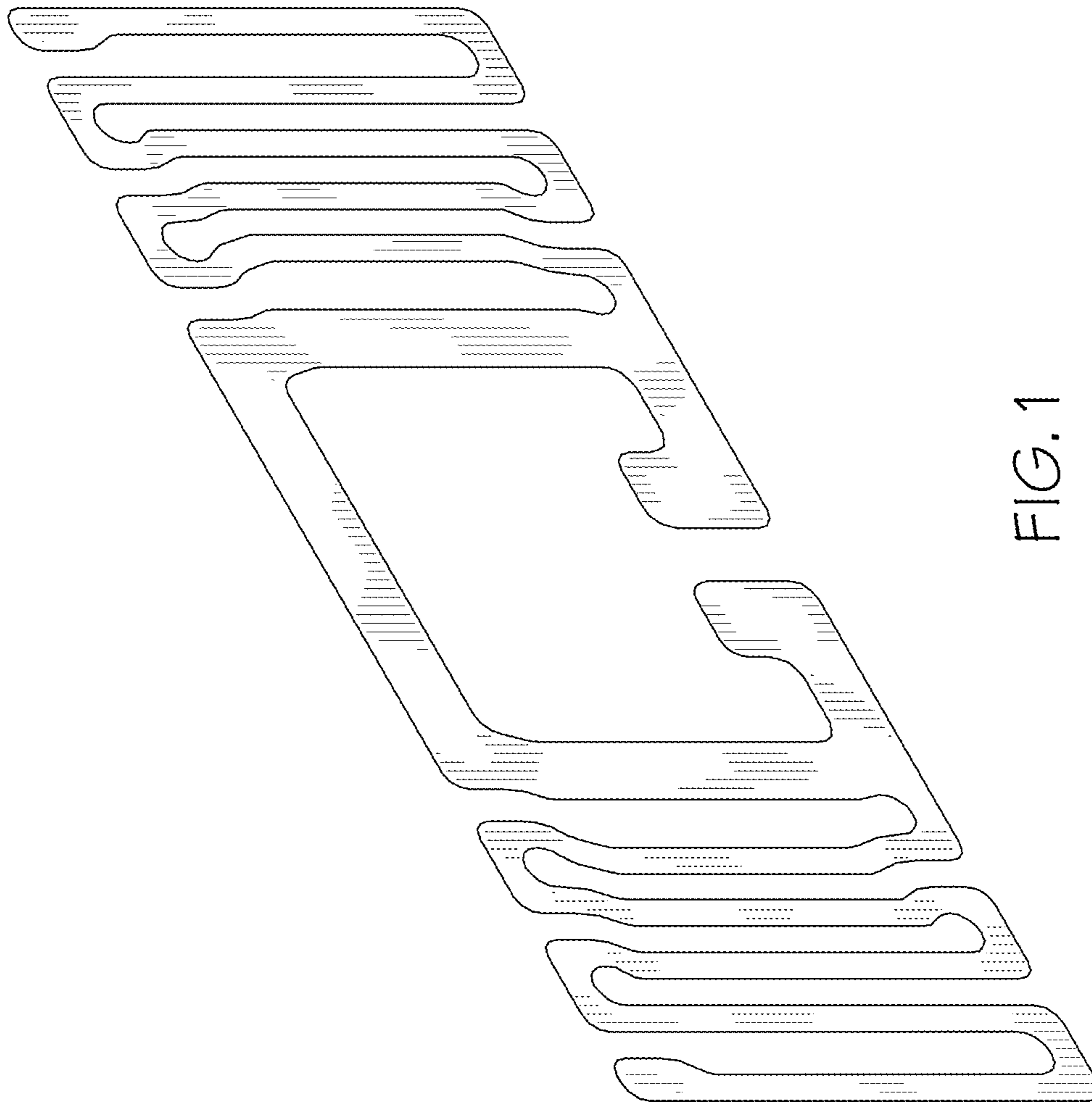
The ornamental design for an antenna, as shown.

DESCRIPTION

FIG. 1 is an isometric view of an antenna, showing my new design; and, FIG. 2 is a top view thereof.

1 Claim, 2 Drawing Sheets





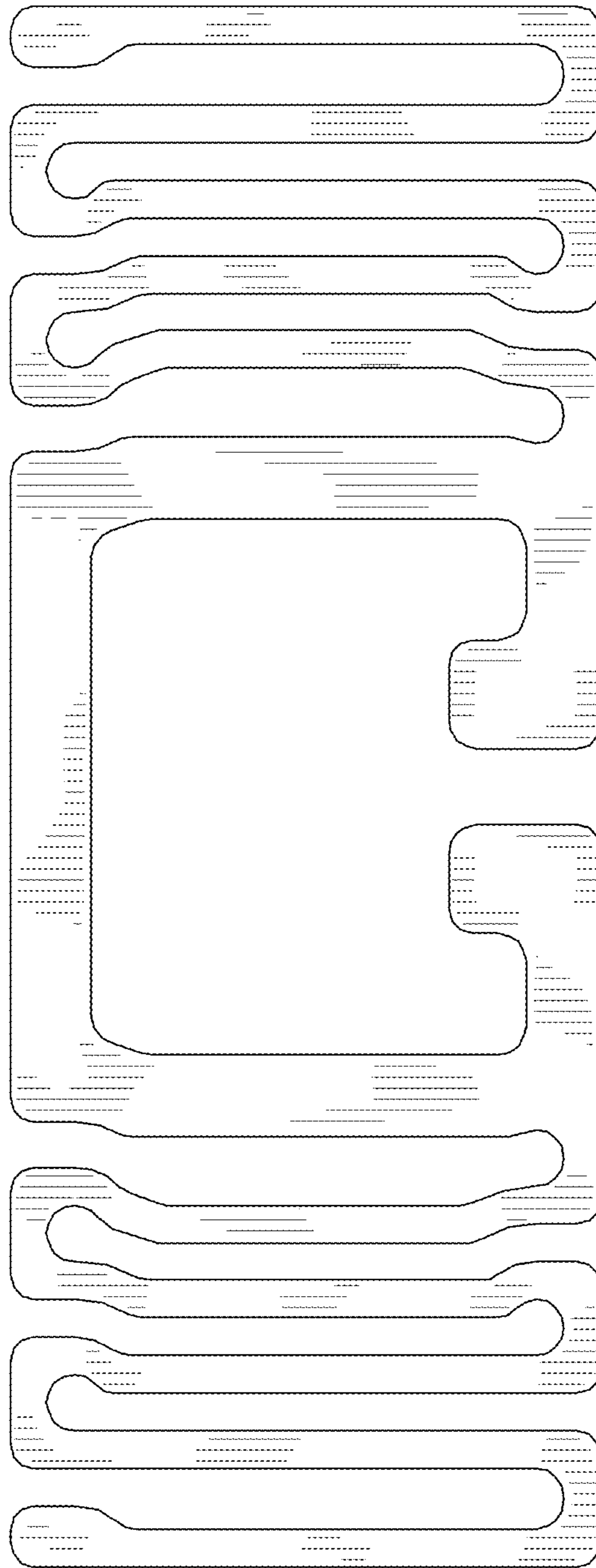


FIG. 2