

US00D799426S

(12) **United States Design Patent** (10) **Patent No.:** **US D799,426 S**
Newhouse et al. (45) **Date of Patent:** **** Oct. 10, 2017**

(54) **DESKTOP RECEPTACLE COVER**
(71) Applicant: **Group Dekko, Inc.**, Garrett, IN (US)
(72) Inventors: **Thomas J. Newhouse**, Grand Rapids, MI (US); **Vincent Maranto**, Fort Wayne, IN (US)
(73) Assignee: **Group Dekko, Inc.**, Garrett, IN (US)

D520,947 S * 5/2006 Vinciarelli D13/110
D531,798 S * 11/2006 Ringo D3/273
7,312,393 B2 12/2007 McCarthy
D597,960 S * 8/2009 Dinh D13/152
7,820,912 B1 10/2010 Shotey et al.
D633,877 S * 3/2011 Heng D13/182
D635,921 S * 4/2011 Sato D13/139.4
D662,885 S * 7/2012 Hoffman D13/139.1
8,317,537 B1 11/2012 Black et al.

(Continued)

(**) Term: **15 Years**

OTHER PUBLICATIONS

(21) Appl. No.: **29/554,090**

Dekko.com: Dekko Power & Data Products, Stafford. Retrieved from the internet at <http://www.dekko.com/power-data-product/stafford/>, Jul. 25, 2017. 1 page.*

(22) Filed: **Feb. 8, 2016**

(51) **LOC (10) Cl.** **13-03**

(52) **U.S. Cl.**
USPC **D13/139.4**

Primary Examiner — Rosemary K Tarcza

Assistant Examiner — Christy Nemeth

(74) *Attorney, Agent, or Firm* — Taylor IP, P.C.

(58) **Field of Classification Search**
USPC D13/108, 110, 123, 133, 137.1–137.4,
D13/138.1–138.2, 139.1–139.8, 152–154,
D13/156, 158, 177, 146, 147;
D8/350–353, 331; D25/138, 163, 164
CPC H01R 25/00; H01R 25/006; H01R 9/00;
H01R 11/00; H05K 5/02
See application file for complete search history.

(57) **CLAIM**

The ornamental design for a desktop receptacle cover, as shown and described.

DESCRIPTION

(56) **References Cited**

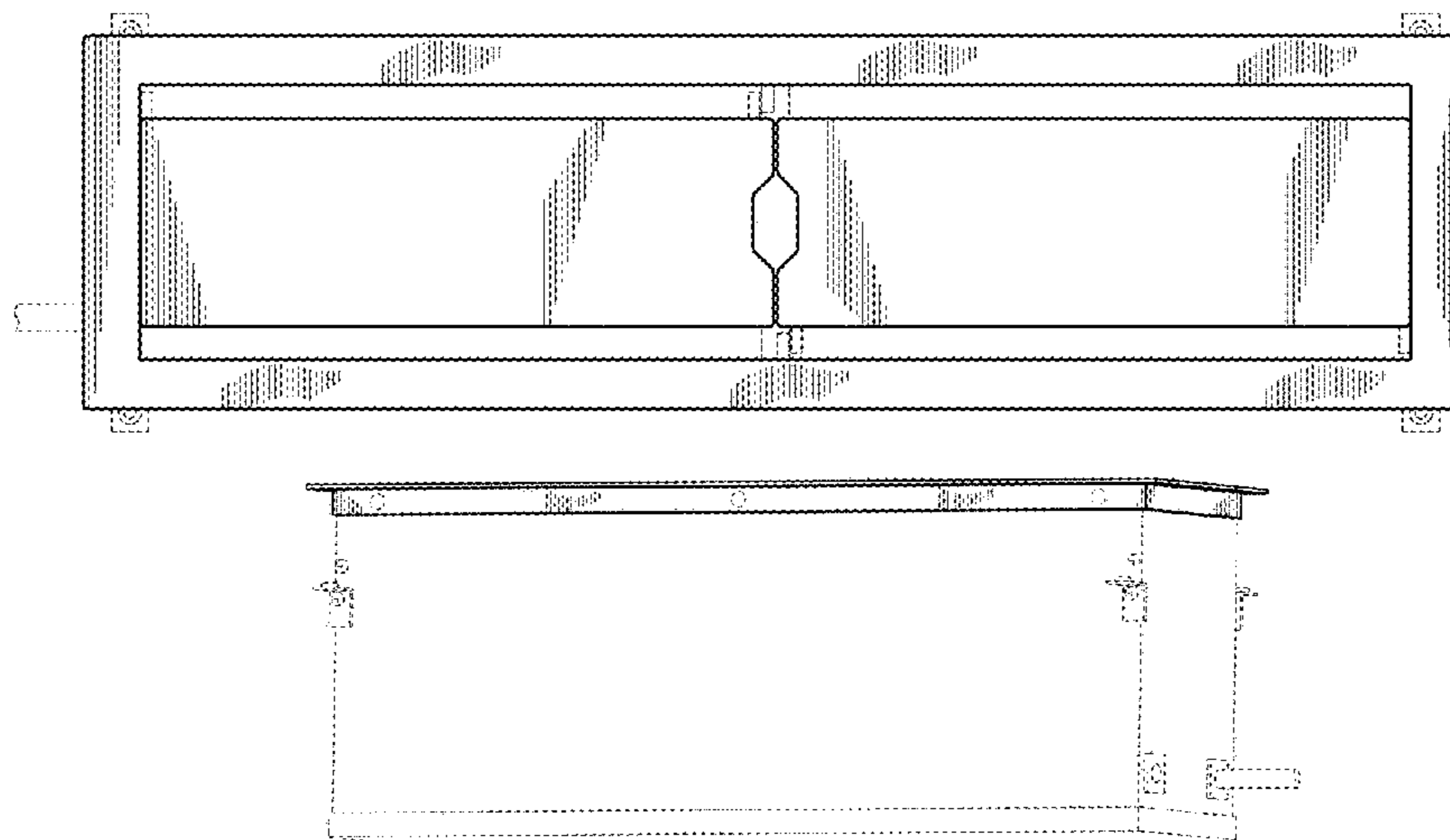
U.S. PATENT DOCUMENTS

4,688,491 A 8/1987 Herrera et al.
4,734,826 A 3/1988 Wilson et al.
5,231,562 A 7/1993 Pierce et al.
D350,530 S * 9/1994 Comerci D13/156
D401,558 S * 11/1998 Almond D13/152
6,162,071 A 12/2000 Müller
6,290,518 B1 * 9/2001 Byrne H02G 3/185
16/224
6,338,301 B1 * 1/2002 Almond A47B 21/06
108/26
6,462,277 B1 10/2002 Young et al.
D471,159 S * 3/2003 Albicker D13/152
D510,906 S * 10/2005 Vinciarelli D13/110

FIG. 1 is a top view of a desktop receptacle cover shown in the environment of a desktop receptacle;
FIG. 2 is a front view thereof;
FIG. 3 is a side view thereof;
FIG. 4 is a rear perspective view thereof;
FIG. 5 is a bottom view thereof;
FIG. 6 is a second top view of the desktop receptacle cover, shown without environment for ease of illustration; and,
FIG. 7 is a cross-sectional view thereof taken along the line 7-7 in FIG. 6.

In the drawings, the broken lines are for the purpose of illustrating environment only and form no part of the claimed design.

1 Claim, 6 Drawing Sheets



(56)

References Cited

U.S. PATENT DOCUMENTS

8,512,072	B1	8/2013	Black et al.	
8,790,131	B1	7/2014	Black et al.	
D716,232	S *	10/2014	Byrne	D13/139.4
D733,065	S *	6/2015	Porter	D13/152
D752,517	S *	3/2016	Scott	D13/139.4
D755,129	S *	5/2016	Page	D13/139.4
D774,469	S *	12/2016	Suenaga	D13/156
D775,080	S *	12/2016	Newhouse	D13/139.4
2011/0155023	A1 *	6/2011	Krause	A47B 17/00 108/26
2014/0262420	A1 *	9/2014	Scanzillo	H02G 3/14 174/67
2016/0022030	A1 *	1/2016	Scott	A47B 21/06 108/25
2016/0037666	A1 *	2/2016	Page	A47B 21/06 312/223.6

* cited by examiner

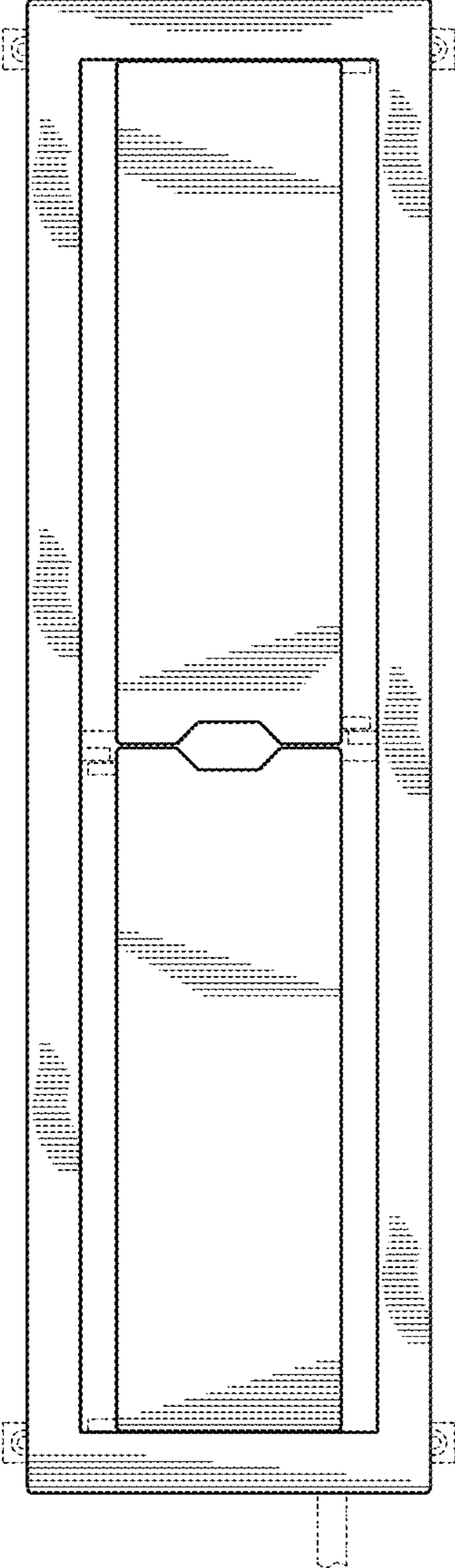


Fig. 1

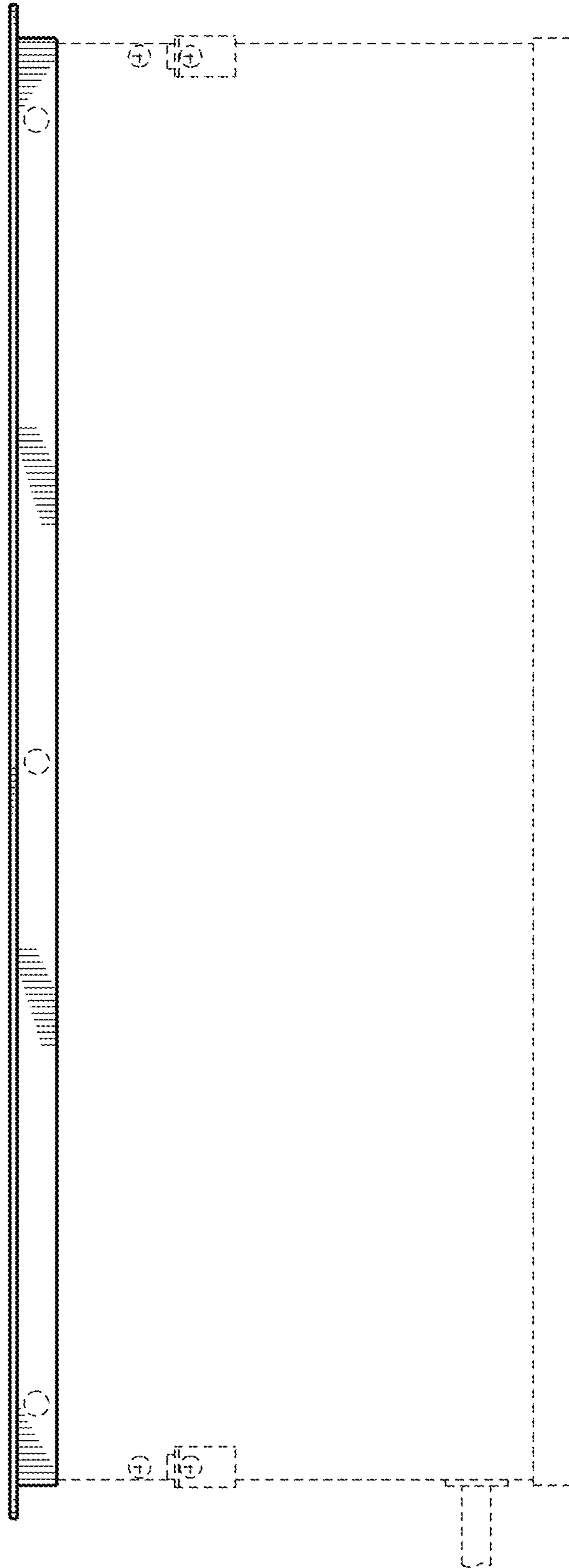


Fig. 2

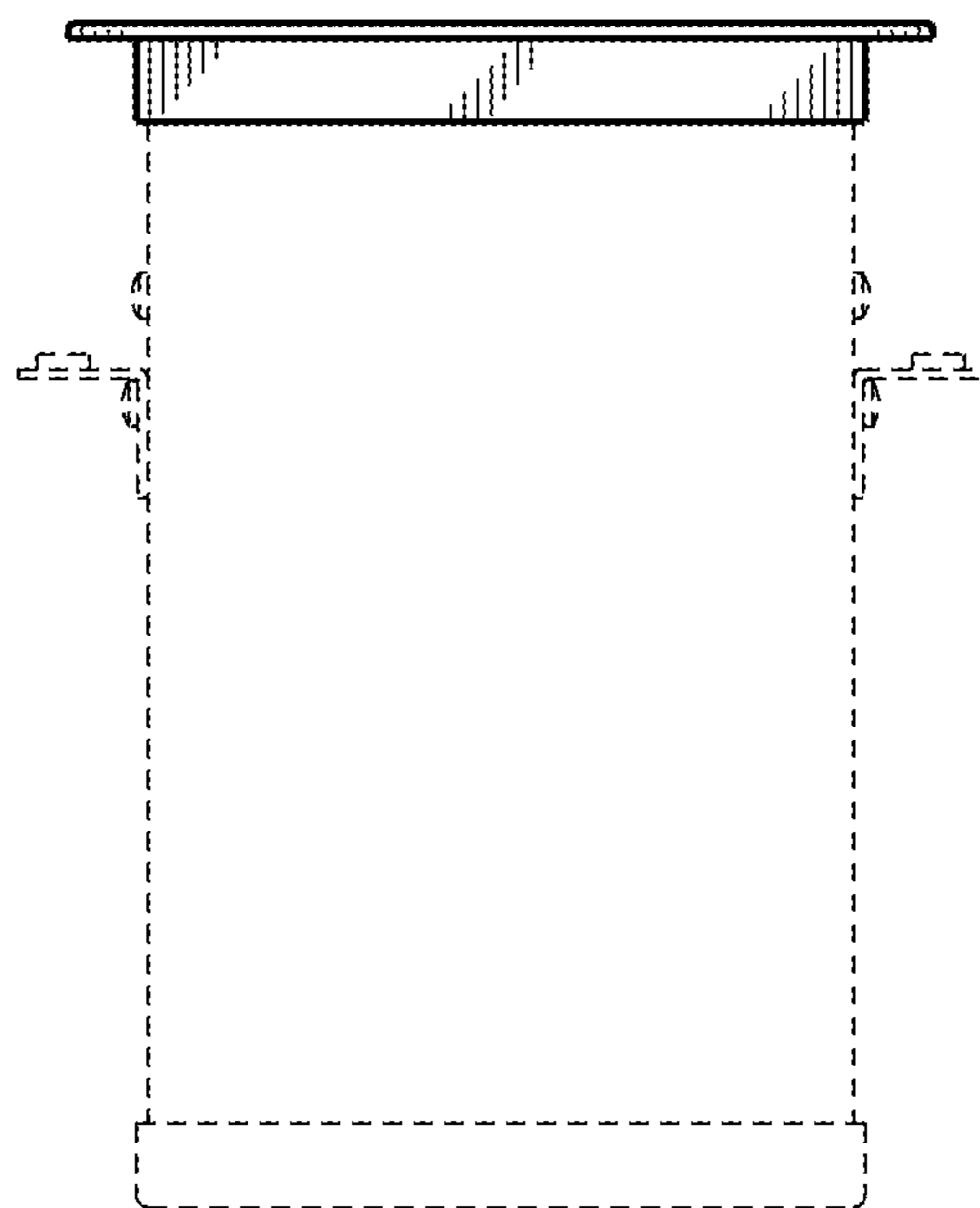


Fig. 3




Fig. 4




Fig. 5

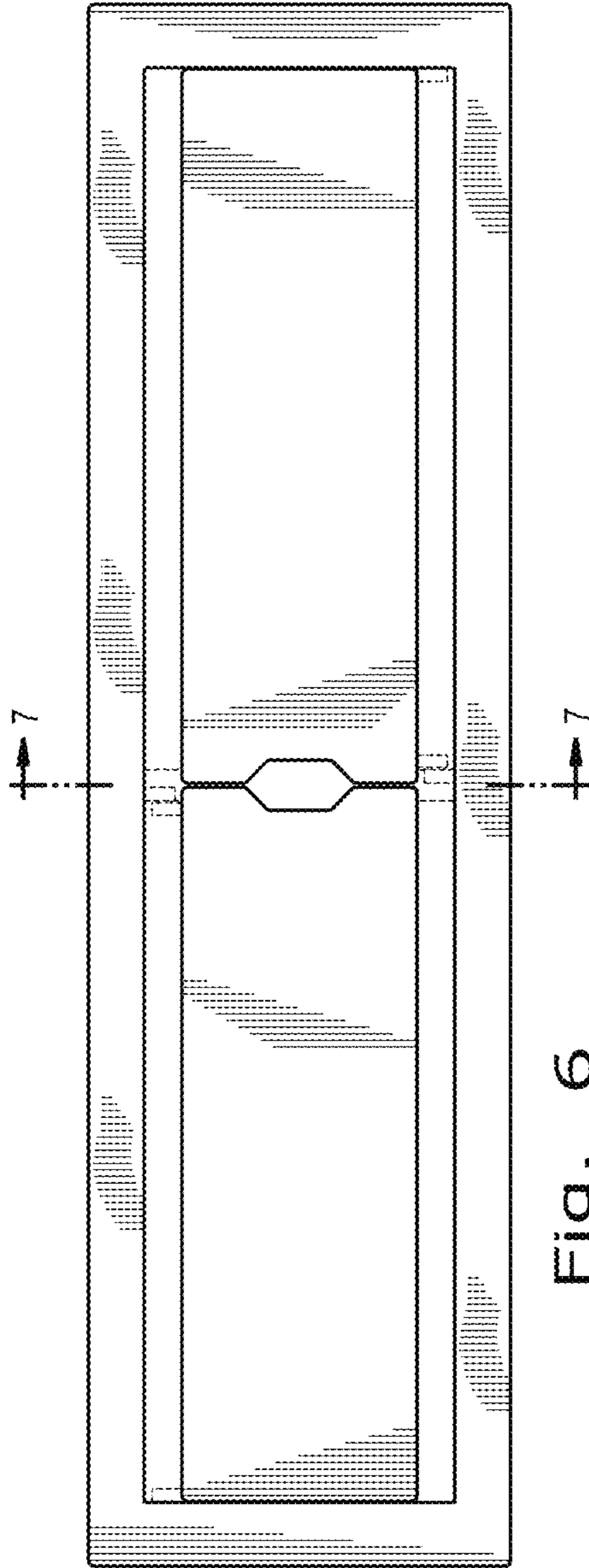


Fig. 6



Fig. 7