



US00D799424S

(12) **United States Design Patent**
Nam

(10) **Patent No.:** **US D799,424 S**
(45) **Date of Patent:** **** Oct. 10, 2017**

- (54) **PORTABLE POWER PRODUCT**
- (71) Applicant: **Hewlett-Packard Development Company, L.P.**, Houston, TX (US)
- (72) Inventor: **Youjin Nam**, Houston, TX (US)
- (73) Assignee: **Hewlett-Packard Development Company, L.P.**, Houston, TX (US)
- (**) Term: **14 Years**
- (21) Appl. No.: **29/519,297**
- (22) Filed: **Mar. 4, 2015**
- (51) **LOC (10) Cl.** **13-02**
- (52) **U.S. Cl.**
USPC **D13/110**
- (58) **Field of Classification Search**
USPC D13/110, 107, 108, 118, 119, 123, 133, D13/137.1, 184, 199; D14/242, 251, 432, D14/433, 434; 174/53, 54, 59, 61; 307/11, 150, 151; 320/107, 111, 112, 320/113, 114, 115; 361/679.01; 363/142, 146; 439/131, 172, 626, 628, 439/638; D3/205, 226, 232, 233, 245, D3/246, 263, 267, 274, 284, 301
CPC H01R 31/06; H01R 25/00; H02M 7/003; H05K 7/1432; H02J 7/0044; H02J 7/0045; H02J 7/0052; H02J 7/0054; H02J 7/0062; H02J 7/355; A45C 11/00; A45C 13/26; A45C 13/262; Y10T 16/50; Y10T 16/499; Y10T 16/513
See application file for complete search history.

- D559,178 S * 1/2008 Ashida D13/110
- D575,730 S * 8/2008 Hung D13/110
- D664,352 S * 7/2012 Shamoan D3/226
- D672,715 S * 12/2012 Brunner D13/110
- D678,187 S * 3/2013 Huang D13/103
- D723,267 S * 3/2015 Basha D3/232
- D748,915 S * 2/2016 Reyes D3/301
- 2005/0126873 A1 * 6/2005 Matsumoto A45C 13/26
190/115
- 2011/0204843 A1 * 8/2011 Foster A45C 11/00
320/101
- 2015/0270728 A1 * 9/2015 Williams H02J 7/0054
320/111

* cited by examiner

Primary Examiner — Derrick Holland
(74) *Attorney, Agent, or Firm* — Foley & Lardner

(57) **CLAIM**

I claim the ornamental design for a portable power product, as shown and described.

DESCRIPTION

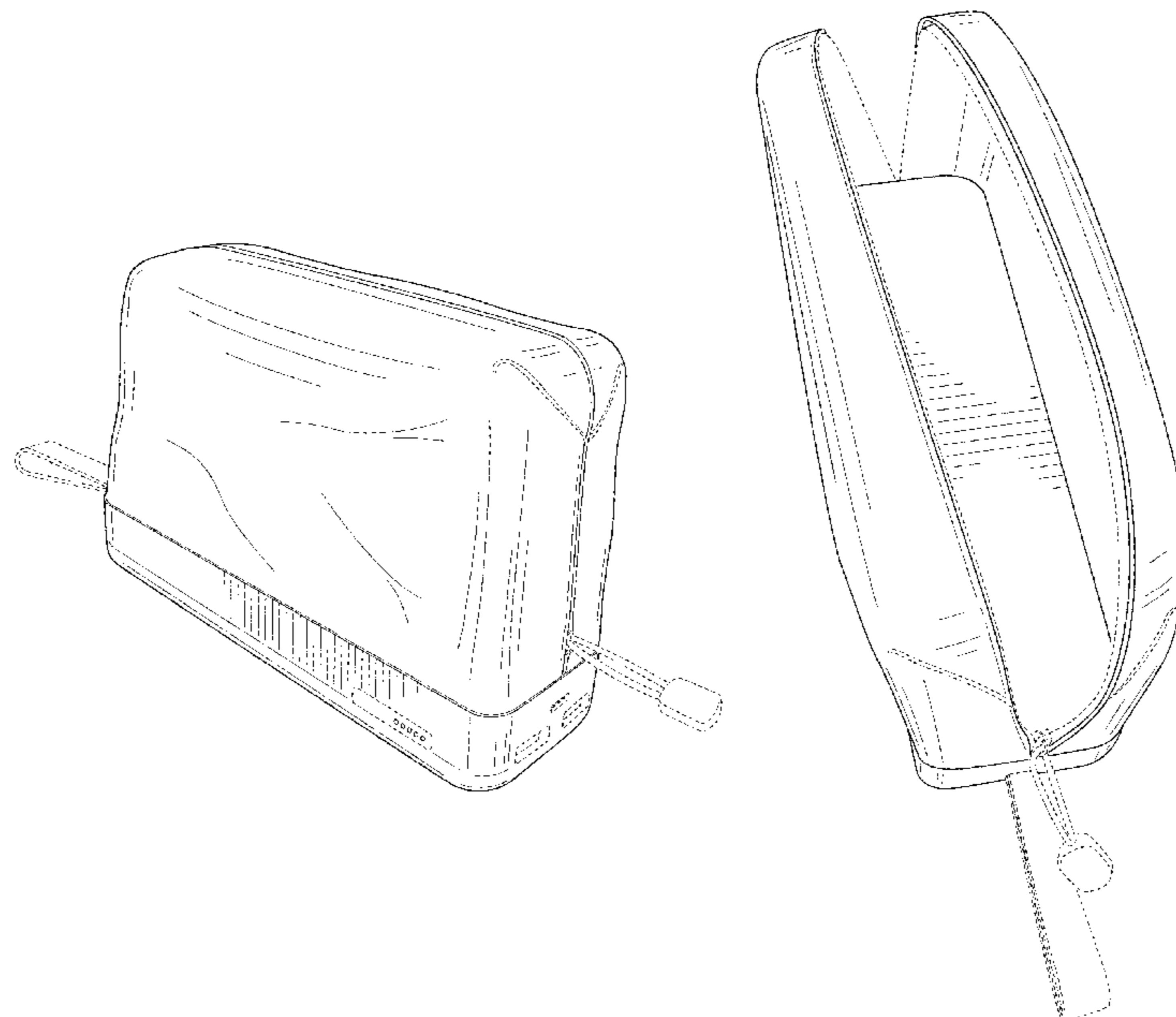
FIG. 1 is a top, front, left perspective view of a portable power product showing my new design;
 FIG. 2 is a left side elevation view thereof;
 FIG. 3 is a right side elevation view thereof;
 FIG. 4 is a rear elevation view thereof;
 FIG. 5 is a front elevation view thereof;
 FIG. 6 is a top plan view thereof;
 FIG. 7 is a bottom plan view thereof; and,
 FIG. 8 is a top, rear, right perspective view thereof, in an open position.

The ornamental design which is claimed is shown in solid lines in the drawings. The broken lines formed by dashes show unclaimed subject matter and form no part of the claimed design.

(56) **References Cited**
U.S. PATENT DOCUMENTS

- D453,416 S * 2/2002 Terry D3/205
- D544,834 S * 6/2007 Weinstein D13/110

1 Claim, 6 Drawing Sheets



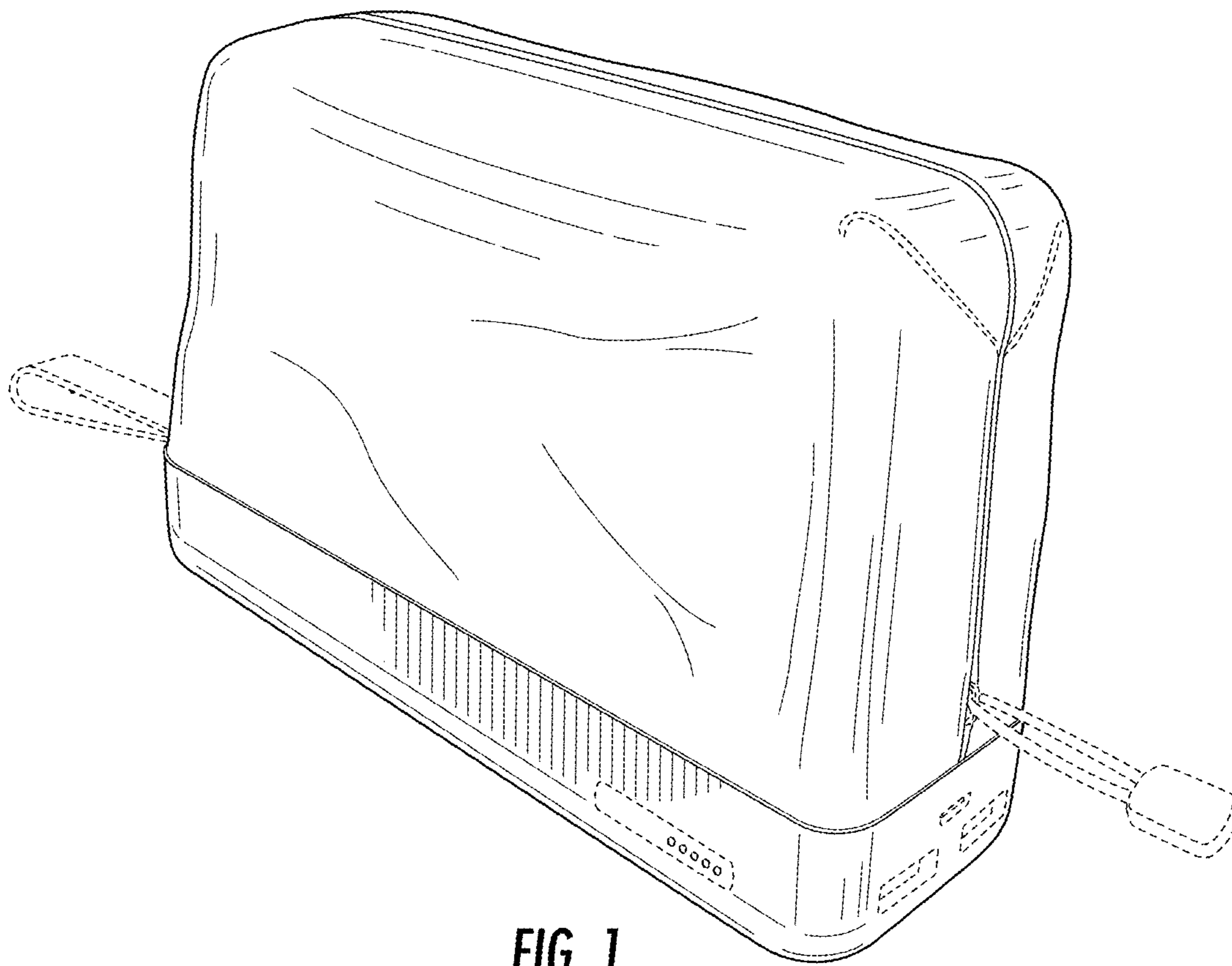


FIG. 1

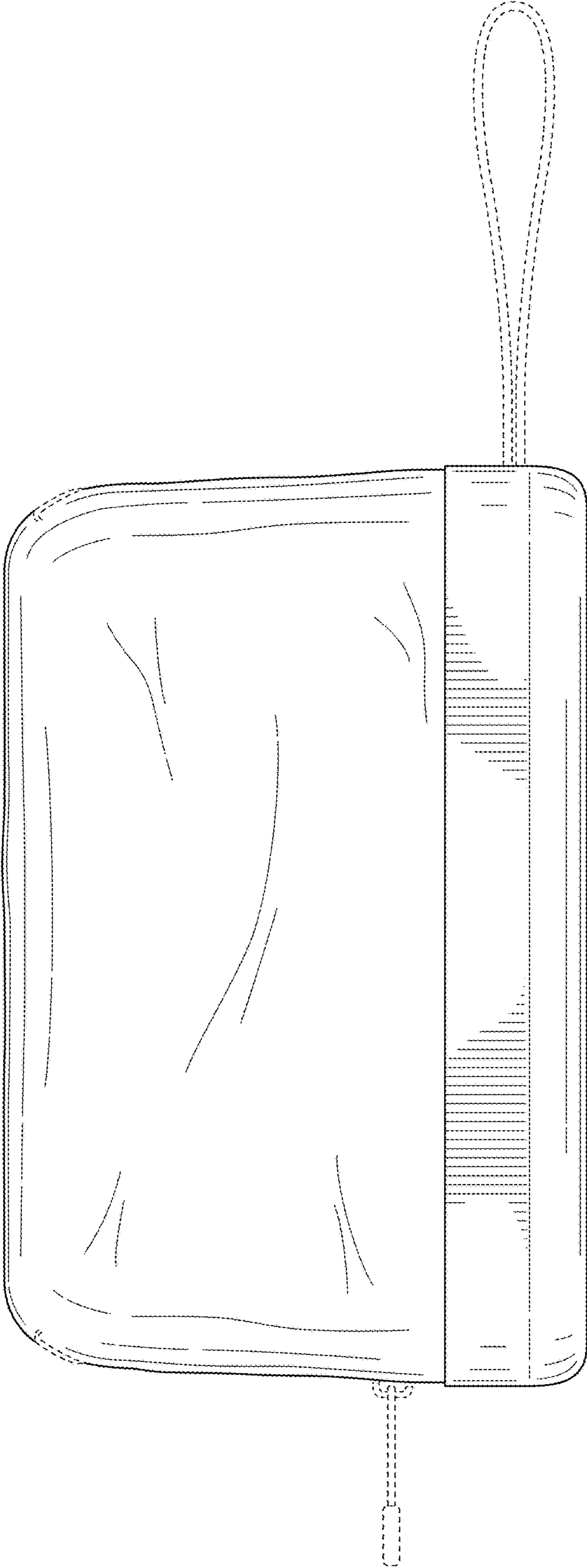


FIG. 2

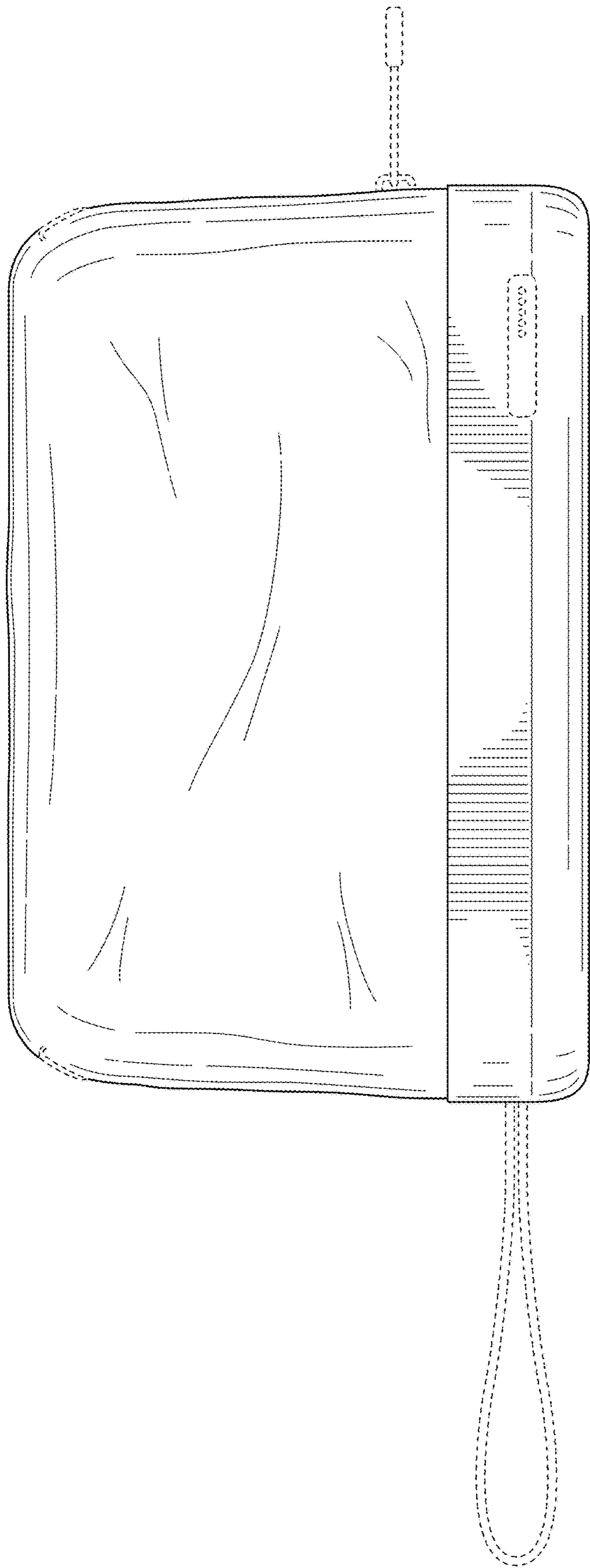


FIG. 3

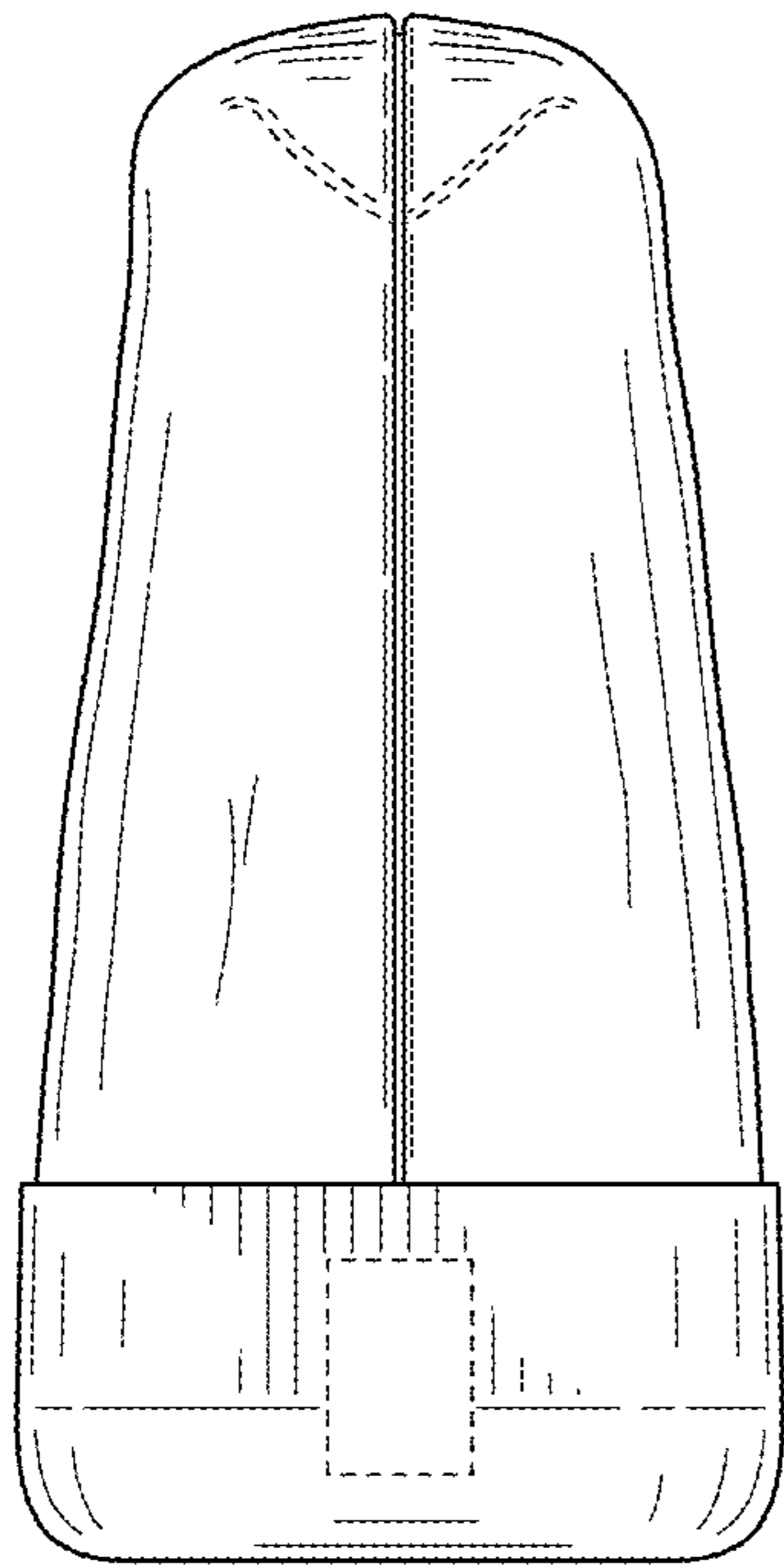


FIG. 4

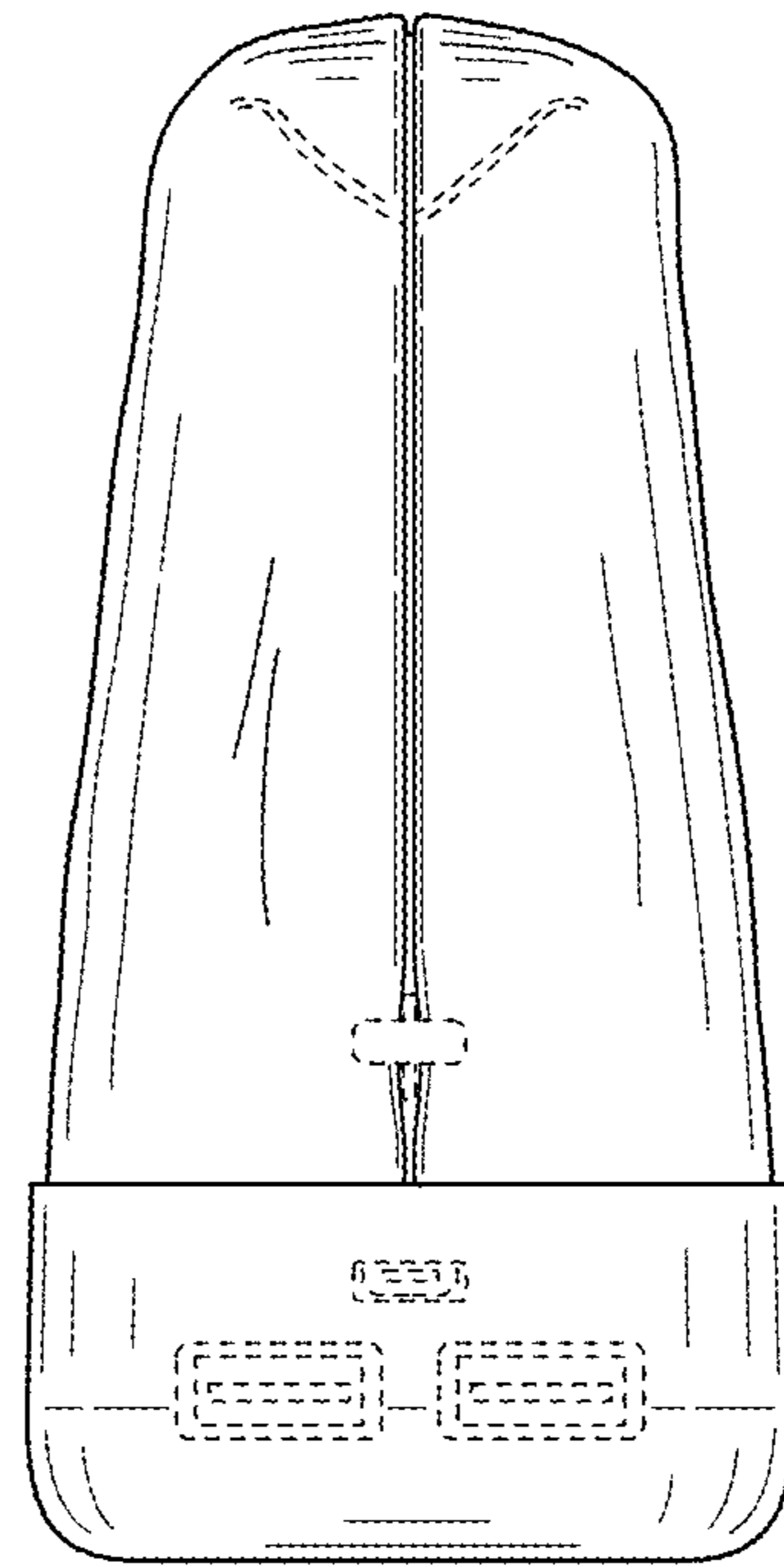


FIG. 5

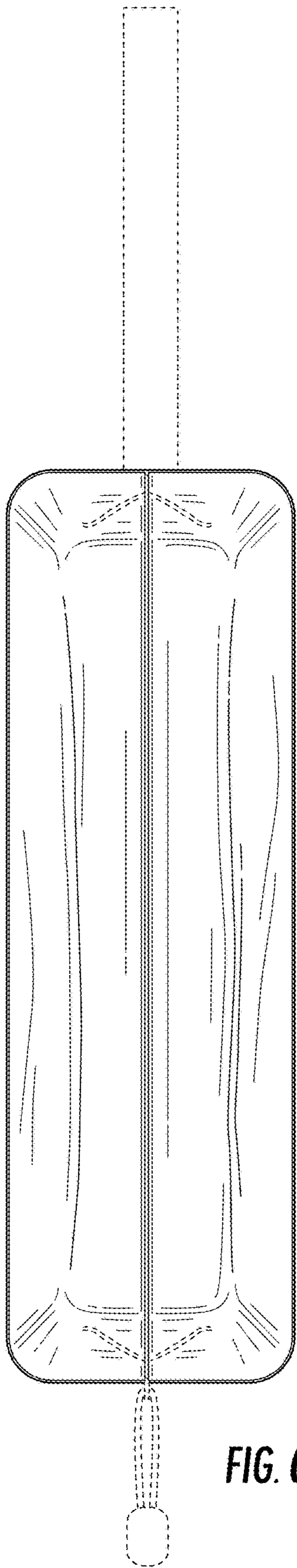


FIG. 6

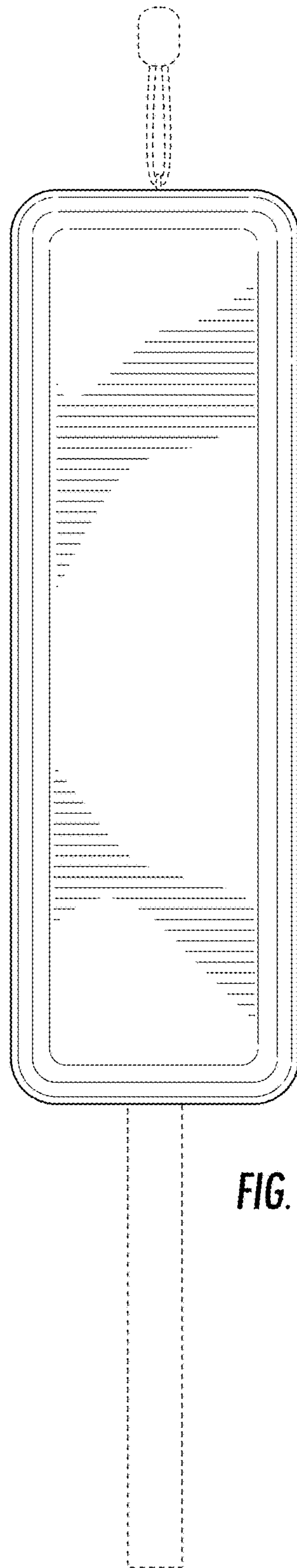


FIG. 7

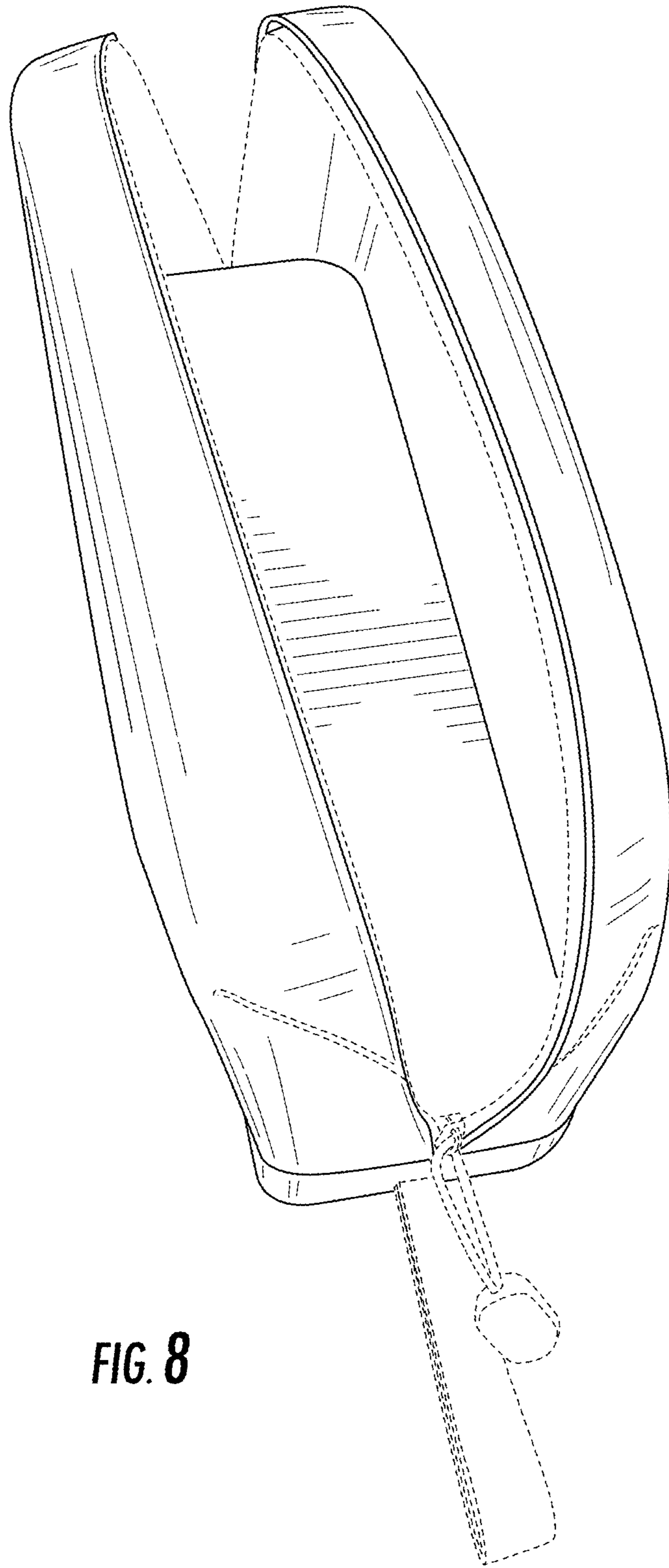


FIG. 8