



US00D799391S

(12) **United States Design Patent**
Lu

(10) **Patent No.:** **US D799,391 S**

(45) **Date of Patent:** **** Oct. 10, 2017**

(54) **VEHICLE FLOOR MAT**

(71) Applicant: **Packy Poda Inc.**, Tainan (TW)

(72) Inventor: **Michael Lu**, Tainan (TW)

(73) Assignee: **Packy Poda Inc.**, Tainan (TW)

(**) Term: **15 Years**

(21) Appl. No.: **29/568,053**

(22) Filed: **Jun. 15, 2016**

(51) **LOC (10) Cl.** **12-16**

(52) **U.S. Cl.**
USPC **D12/203**

(58) **Field of Classification Search**
USPC D12/203, 221, 400; D6/582-587,
D6/592-594; D32/57; 296/97.23
CPC B60N 2002/363; B60N 3/00; B60N 3/04;
B60N 3/44; B60D 1/60; B60R 13/01
See application file for complete search history.

(56) **References Cited**

U.S. PATENT DOCUMENTS

D325,555 S *	4/1992	Primeau	D12/203
D358,571 S *	5/1995	Thundercloud	D12/203
D393,238 S *	4/1998	Kraines	D12/203
D401,203 S *	11/1998	Lu	D12/203
D404,352 S *	1/1999	Lu	D12/203
D421,950 S *	3/2000	Lu	D12/203
D422,256 S *	4/2000	Lu	D12/203
D425,005 S *	5/2000	Rizvi	D12/203
D429,204 S *	8/2000	Lu	D12/203
D432,478 S *	10/2000	Lu	D12/203
D433,983 S *	11/2000	Lu	D12/203
D454,321 S *	3/2002	Lu	D12/203
6,677,027 B1 *	1/2004	Lu	B60N 3/044 15/215
D488,419 S *	4/2004	Lu	D12/203
D489,306 S *	5/2004	Kraines	D12/203

D508,449 S *	8/2005	Hussaini	D12/203
D508,670 S *	8/2005	Hussaini	D12/203
D511,487 S *	11/2005	Lu	D12/203
D511,732 S *	11/2005	Hussaini	D12/203
D513,216 S *	12/2005	Hussaini	D12/203
D514,043 S *	1/2006	Hussaini	D12/203
D514,044 S *	1/2006	Hussaini	D12/203
D514,045 S *	1/2006	Hussaini	D12/203
D517,967 S *	3/2006	Hussaini	D12/203
D525,576 S *	7/2006	Lu	D12/203
D535,929 S *	1/2007	Kraines	D12/203
D542,203 S *	5/2007	Kraines	D12/203
D542,204 S *	5/2007	Lu	D12/203
D555,562 S *	11/2007	Iacovelli	D12/203
D556,112 S *	11/2007	Lu	D12/203
D569,318 S *	5/2008	Kraines	D12/203
D610,062 S *	2/2010	Lu	D12/203
D613,226 S *	4/2010	Lu	D12/203
D622,648 S *	8/2010	Lu	D12/203
D633,425 S *	3/2011	Lu	D12/203
D636,714 S *	4/2011	Lu	D12/203

(Continued)

Primary Examiner — Wan Laymon

Assistant Examiner — Clint A Samuel

(74) *Attorney, Agent, or Firm* — Alan D. Kamrath;
Kamrath IP Lawfirm, P.A.


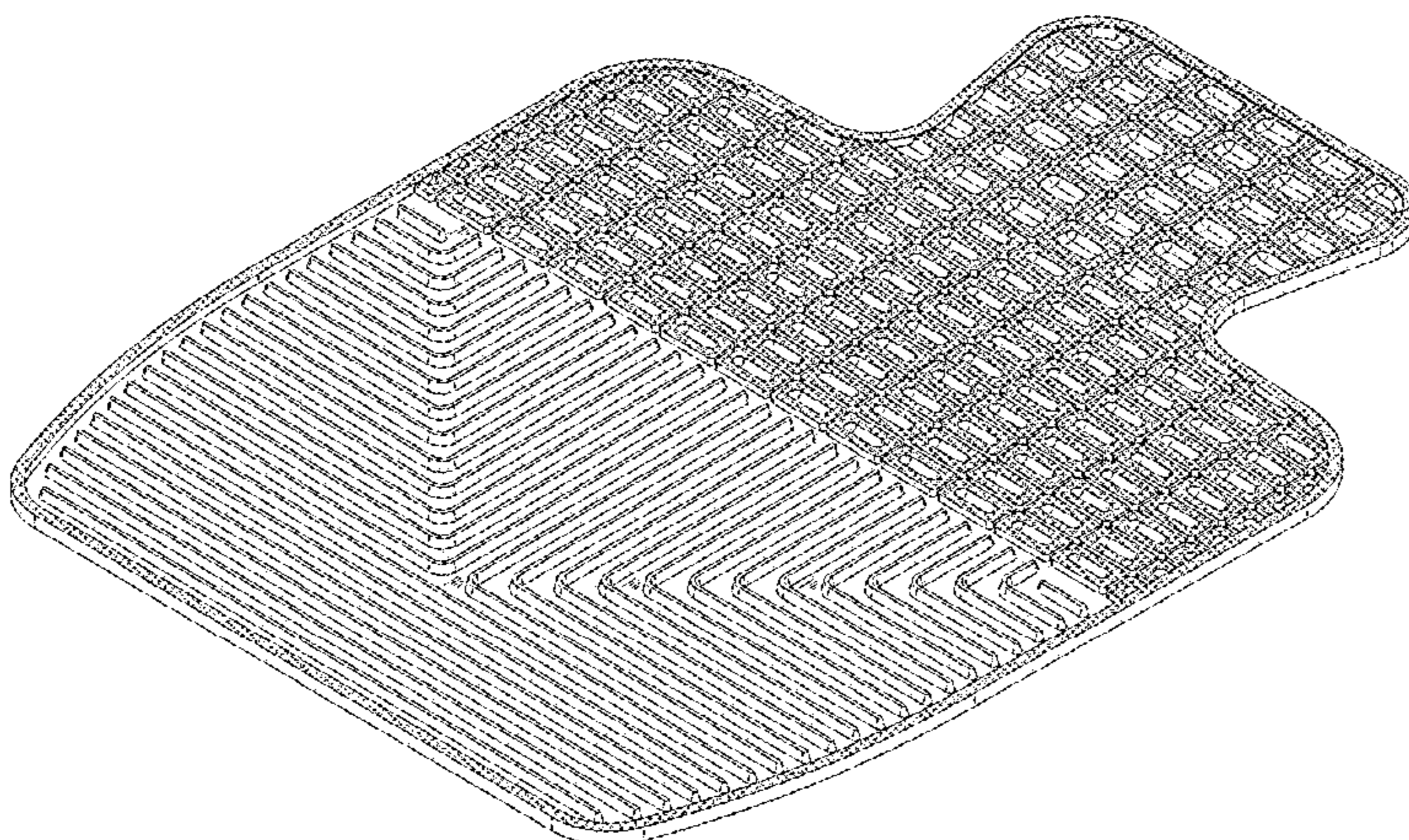
(57) **CLAIM**

The ornamental design for a vehicle floor mat, as shown and described.

DESCRIPTION

FIG. 1 is a perspective view of a vehicle floor mat showing my design;
FIG. 2 is a front elevational view thereof;
FIG. 3 is a rear elevational view thereof;
FIG. 4 is a left side elevational view thereof;
FIG. 5 is a right side elevational view thereof;
FIG. 6 is a top plan view thereof; and,
FIG. 7 is a bottom plan view thereof.

1 Claim, 7 Drawing Sheets



(56)

References Cited

U.S. PATENT DOCUMENTS

D642,844	S	*	8/2011	Cheris	D6/582
D647,446	S	*	10/2011	Jeackjuntra	D12/203
D650,730	S	*	12/2011	Jeackjuntra	D12/203
D659,623	S	*	5/2012	Lu	D12/203
D680,932	S	*	4/2013	Lu	D12/203
D692,361	S	*	10/2013	Lu	D12/203
D734,231	S	*	7/2015	Lu	D12/203
D766,798	S	*	9/2016	Lu	D12/203
D776,036	S	*	1/2017	Lu	D12/203
2013/0260083	A1	*	10/2013	Price	B29C 45/14786 428/95

* cited by examiner

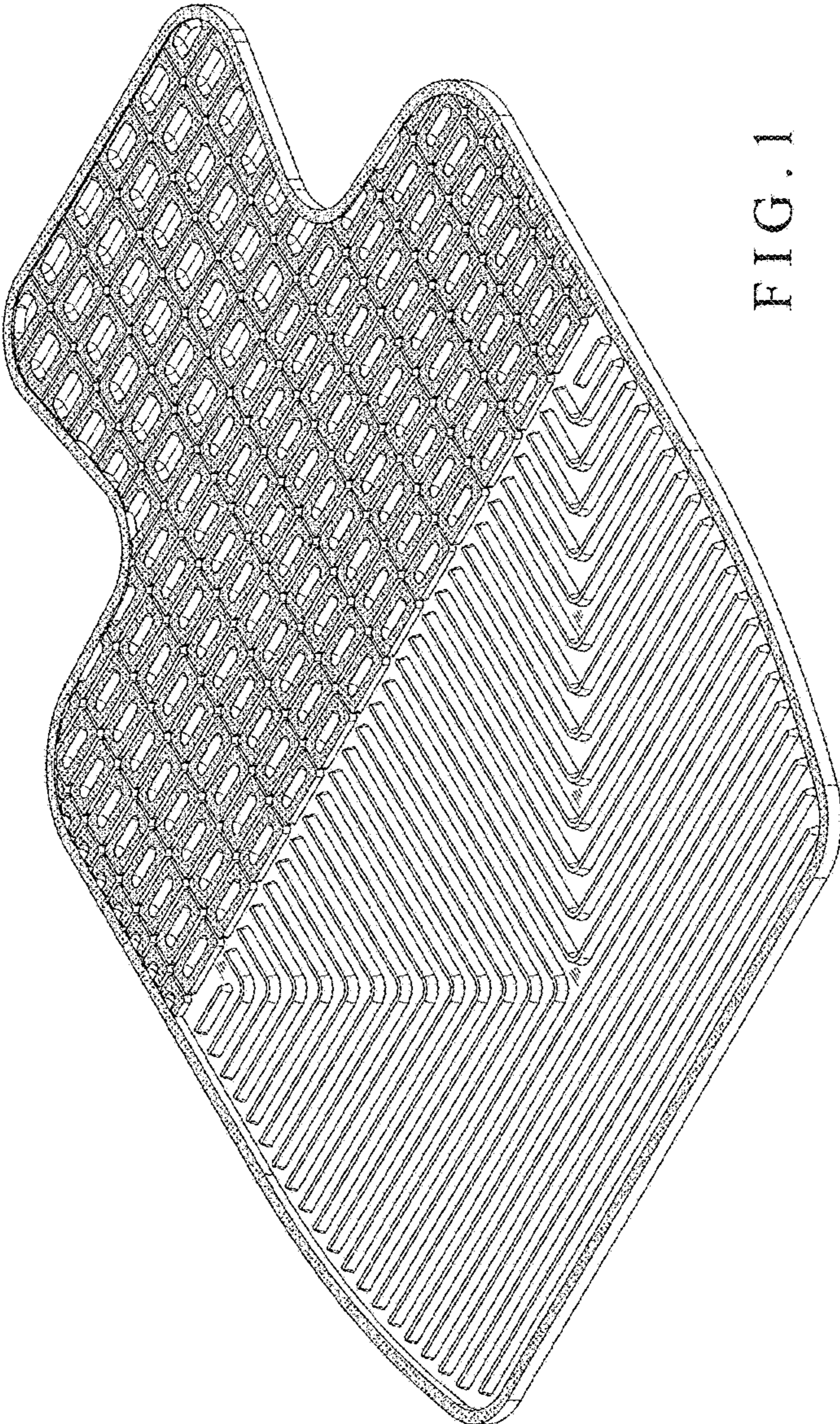


FIG. 1



FIG. 2



FIG. 3



FIG. 4



FIG. 5

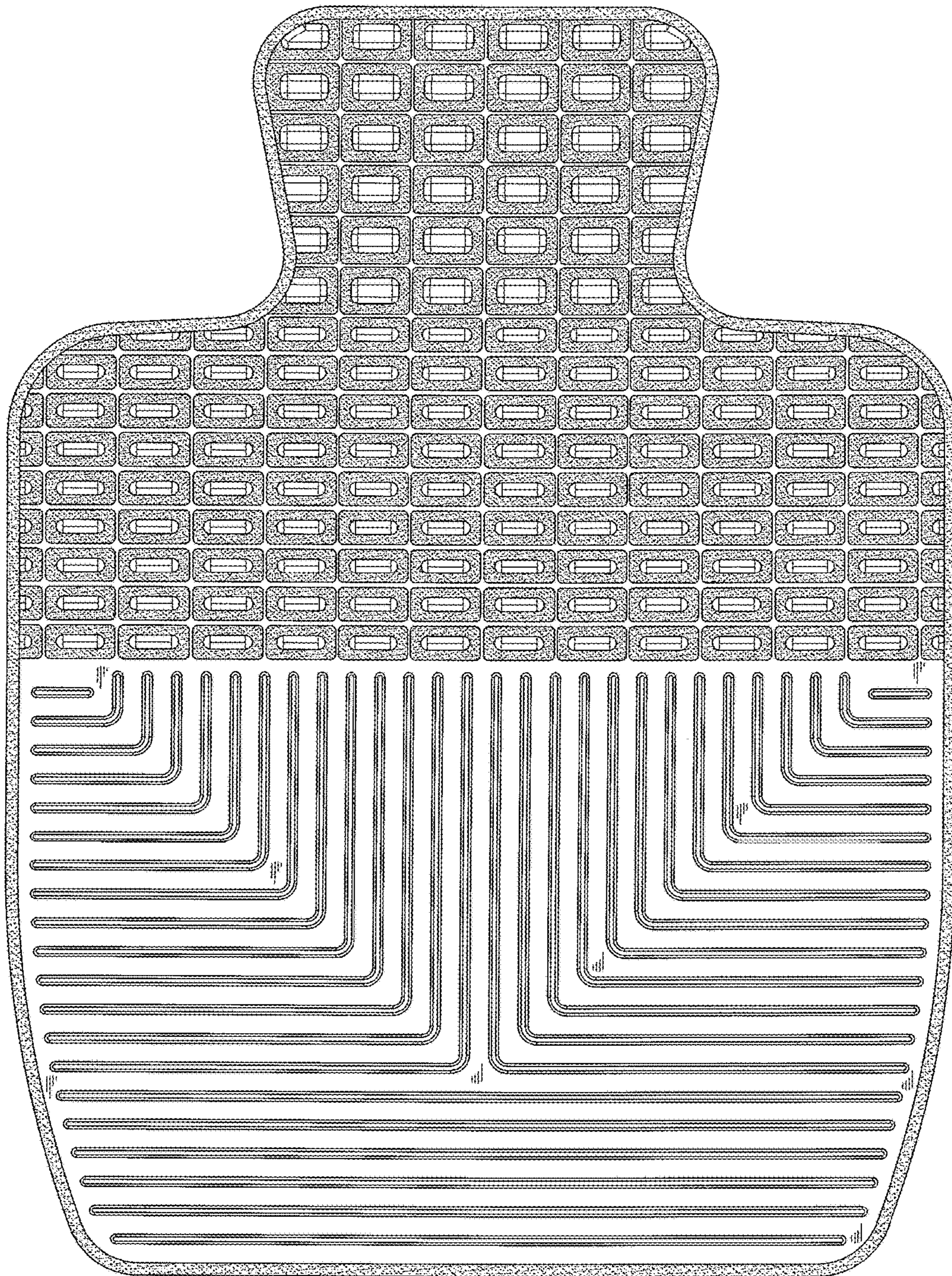


FIG. 6

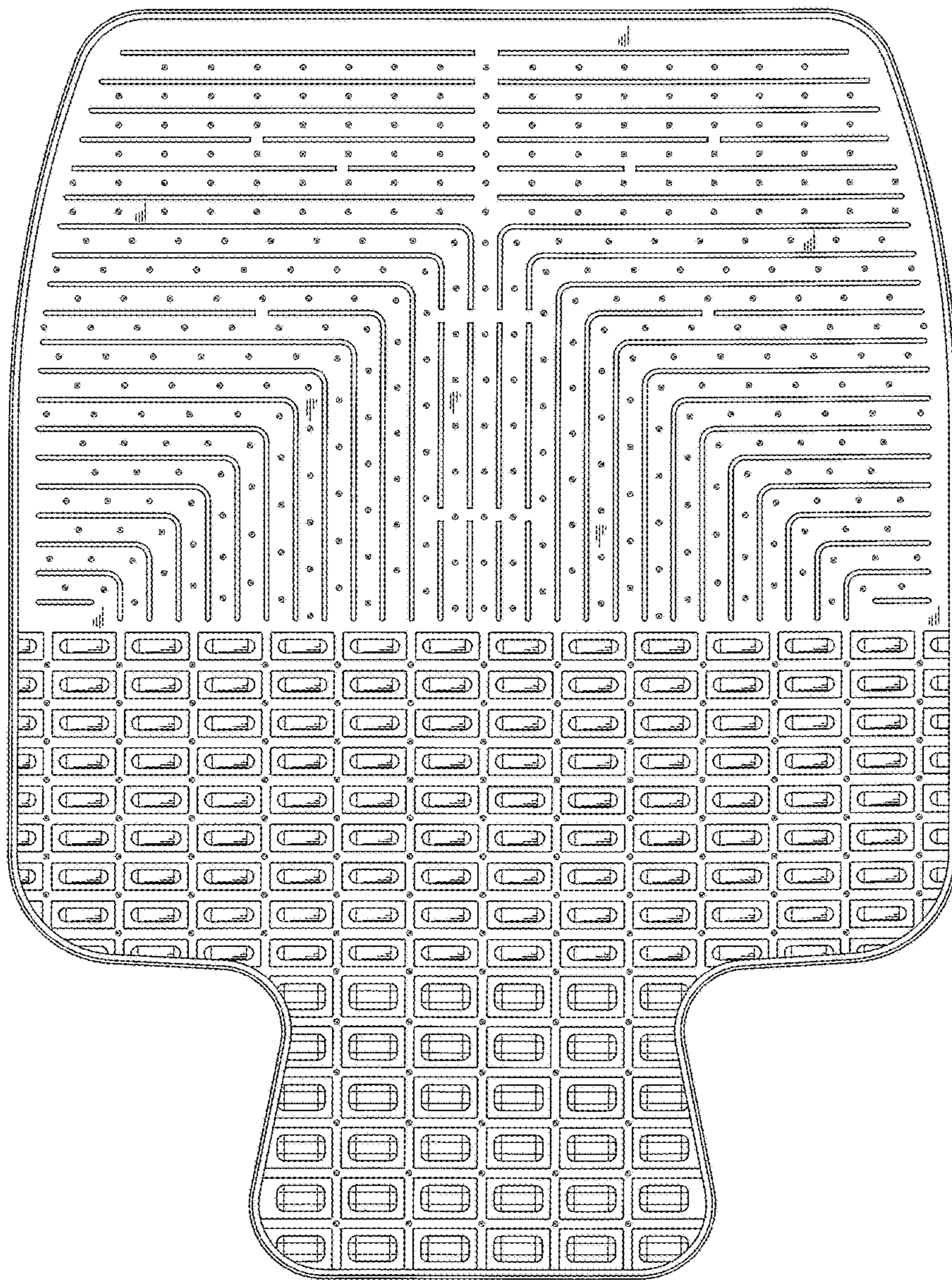


FIG. 7