



US00D799380S

(12) **United States Design Patent** (10) **Patent No.:** **US D799,380 S**
Cosme et al. (45) **Date of Patent:** **** Oct. 10, 2017**

(54) **TRUCK CAB, TOY, AND/OR REPLICAS THEREOF**

FOREIGN PATENT DOCUMENTS

DE GB 2520826 A * 6/2015 B60K 11/08

(71) Applicant: **Daimler AG**, Stuttgart (DE)

OTHER PUBLICATIONS

(72) Inventors: **Carlos Cosme**, Vancouver, WA (US);
Michael Dawson, Boring, OR (US);
Ryan Dickman, Fairview, OR (US);
Rafael Dos Santos, Portland, OR (US);
Preston Gibson, Beaverton, OR (US);
Morris Henry, Happy Valley, OR (US);
Martin Kreidl, Rottach-Egern (DE);
Joon-Ho Lee, Beaverton, OR (US);
Dinesh Madugundi, Portland, OR (US);
David Meyer, Jr., Portland, OR (US);
Steven Powell, Beaverton, OR (US);
Donald Vena, Vancouver, WA (US);
Chien-Hsuin Wu, Portland, OR (US)

Evans, Brett T., "Spied: New Freightliner Cascadia Gets SuperTruck-Like Improvements," Diesel Power Magazine, Mar. 30, 2015.

Primary Examiner — Manpreet Matharu
Assistant Examiner — Yolanda Robinson
(74) *Attorney, Agent, or Firm* — Crowell & Moring LLP

(73) Assignee: **Daimler AG**, Stuttgart (DE)

(57) **CLAIM**
The ornamental design for a truck cab, toy, and/or replicas thereof, as shown and described.

(**) Term: **15 Years**

DESCRIPTION

(21) Appl. No.: **29/572,848**

This application contains subject matter related to the following co-pending U.S. design patent applications: Application Ser. No. 29/572,849, filed herewith and entitled "Hood for a Vehicle"; Application Ser. No. 29/572,850, filed herewith and entitled "Headlight for a Vehicle"; Application Ser. No. 29/572,851, filed herewith and entitled "Radiator Grille for a Vehicle"; Application Ser. No. 29/572,854, filed herewith and entitled "Front Bumper Air Dam for a Vehicle"; Application Ser. No. 29/572,855, filed herewith and entitled "Front Bumper End Cap for a Vehicle"; and Application Ser. No. 29/575,544 filed Aug. 25, 2016 and entitled "Front Bumper Side Air Dam for a Vehicle". FIG. 1 is a left, front perspective view of a truck cab, toy, and/or replicas thereof according to the design; FIG. 2 is a left side view thereof; FIG. 3 is a right side view thereof; FIG. 4 is a front view thereof; and, FIG. 5 is a top view thereof. The broken lines are for illustrative purposes only and form no part of the claimed design.

(22) Filed: **Aug. 1, 2016**

(51) **LOC (10) Cl.** **12-08**

(52) **U.S. Cl.**
USPC **D12/96**

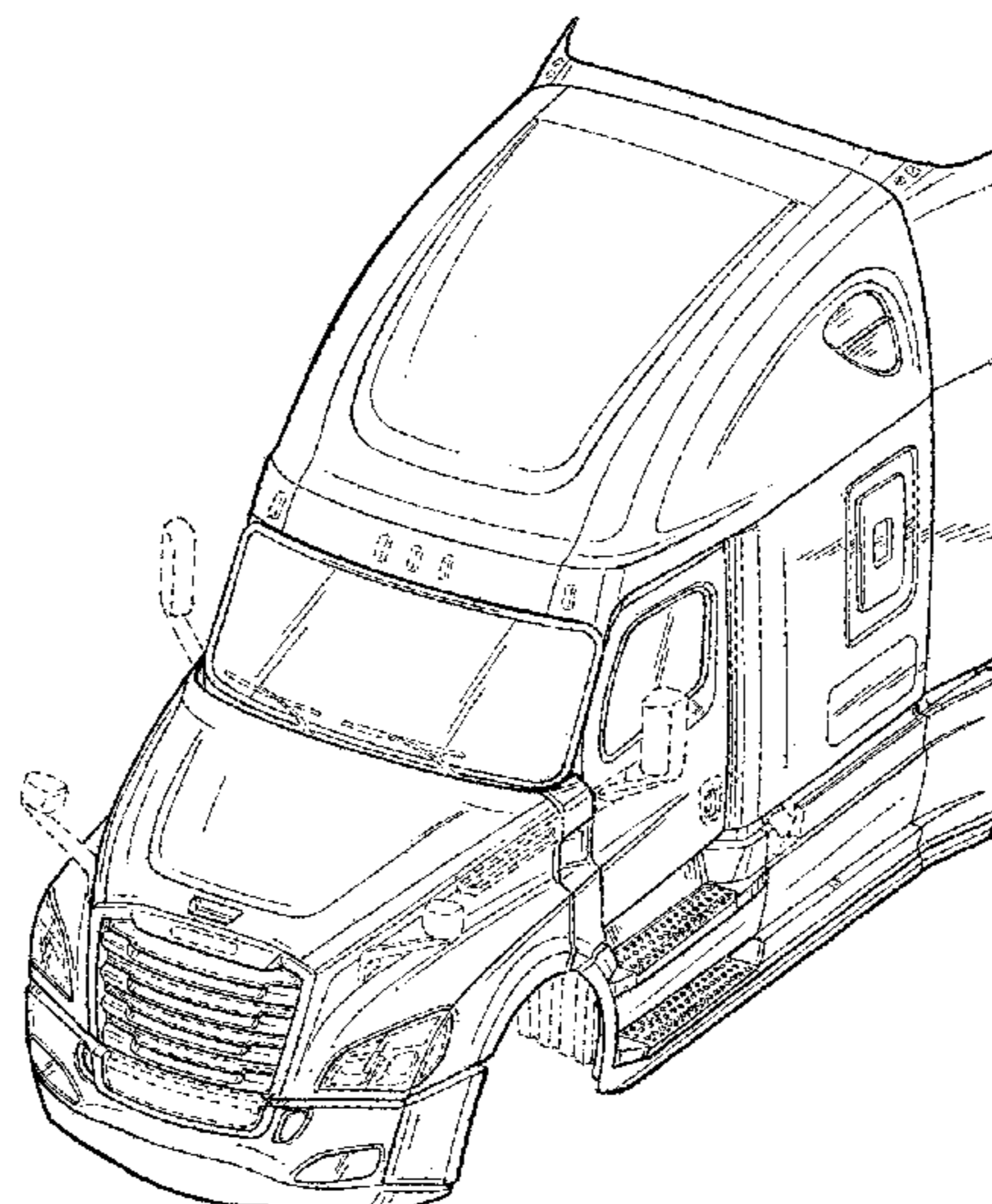
(58) **Field of Classification Search**
USPC D12/88, 94, 95, 96, 181, 184, 190, 191,
D12/196, 400; D21/561, 562; 296/35.2,
(Continued)

(56) **References Cited**

U.S. PATENT DOCUMENTS

D622,188 S * 8/2010 Angelo D12/96
D632,224 S * 2/2011 Peltola D12/173
(Continued)

1 Claim, 5 Drawing Sheets



(58) **Field of Classification Search**

USPC 296/193.09, 193.1, 203.2, 183.1, 180.1,
296/180.2; 180/89.16, 89.18, 89.19
CPC B62D 25/06; B62D 27/26; B62D 33/06;
B62D 35/01

See application file for complete search history.

(56) **References Cited**

U.S. PATENT DOCUMENTS

D685,294 S * 7/2013 Hanson D12/93
D700,109 S * 2/2014 Brzustowicz D12/96
D707,160 S * 6/2014 Peltola D12/173
D707,161 S * 6/2014 Peltola D12/173
D707,608 S * 6/2014 Smith D12/181
D709,007 S 7/2014 Henry et al.
D709,008 S 7/2014 Brzustowicz et al.
D709,009 S 7/2014 Brzustowicz et al.
D710,268 S 8/2014 Brzustowicz et al.
D711,786 S * 8/2014 Brzustowicz D12/96
D711,787 S * 8/2014 Brzustowicz D12/96
D711,788 S * 8/2014 Brzustowicz D12/96
D719,879 S * 12/2014 Ito D12/96
8,960,769 B2 * 2/2015 He B62D 35/001
296/180.2
D735,614 S * 8/2015 Alemany D12/96
D758,253 S * 6/2016 Brzustowicz D12/96
D774,994 S * 12/2016 Alemany D12/163
D778,216 S * 2/2017 Ito D12/173
D778,217 S * 2/2017 Ito D12/173
D784,870 S * 4/2017 Ito D12/173

* cited by examiner




FIG. 1

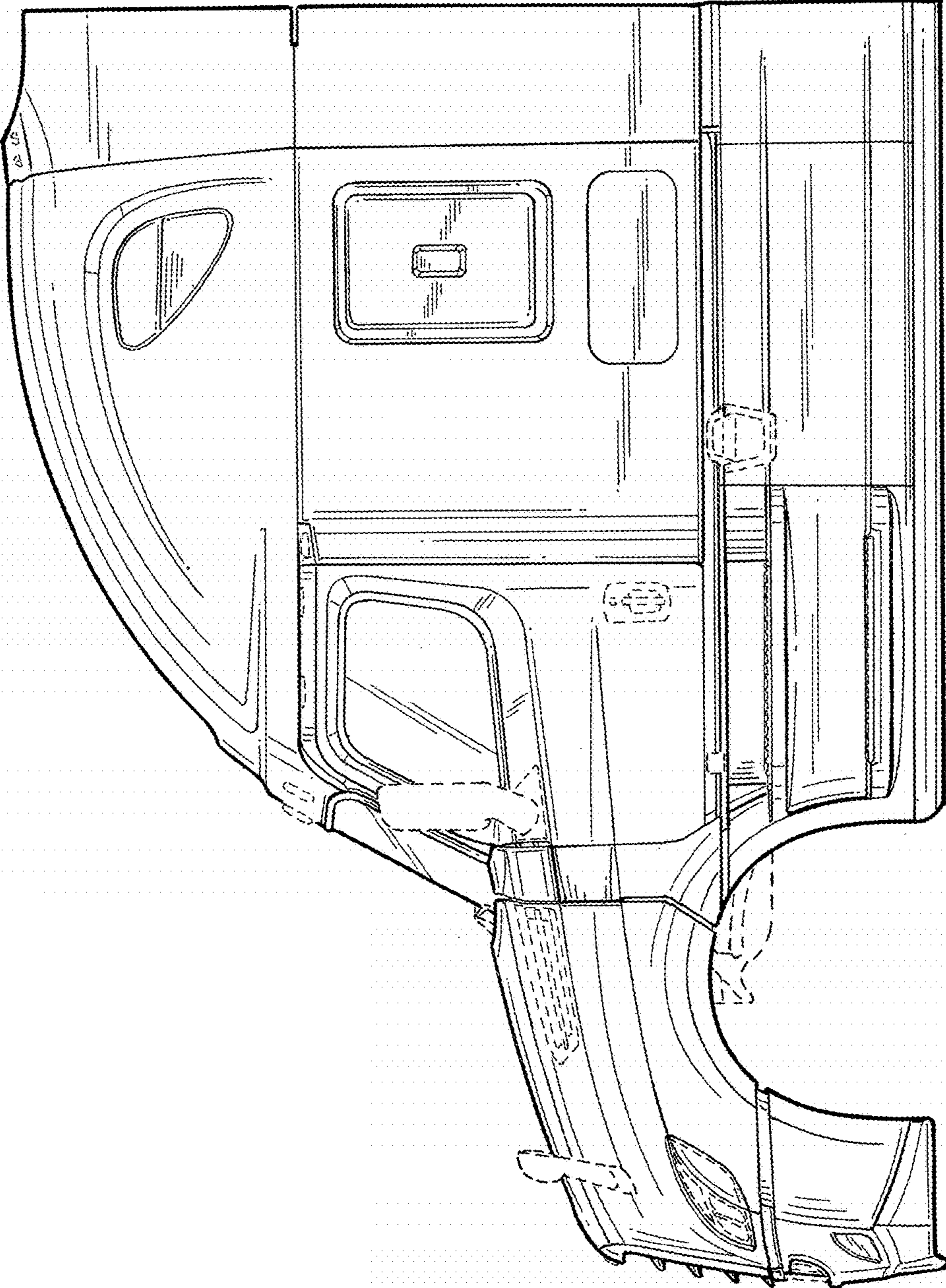


FIG. 2

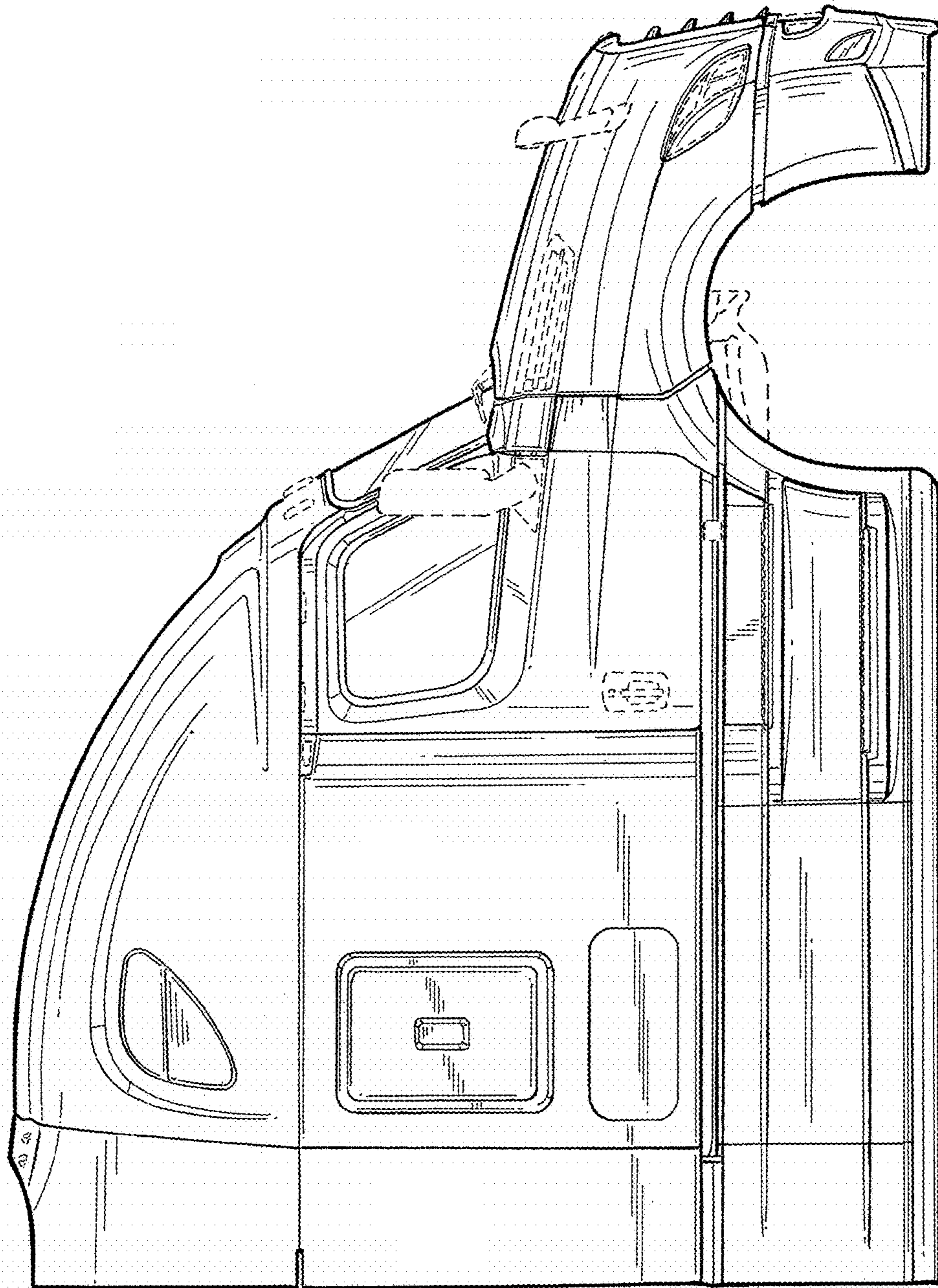


FIG. 3




FIG. 4

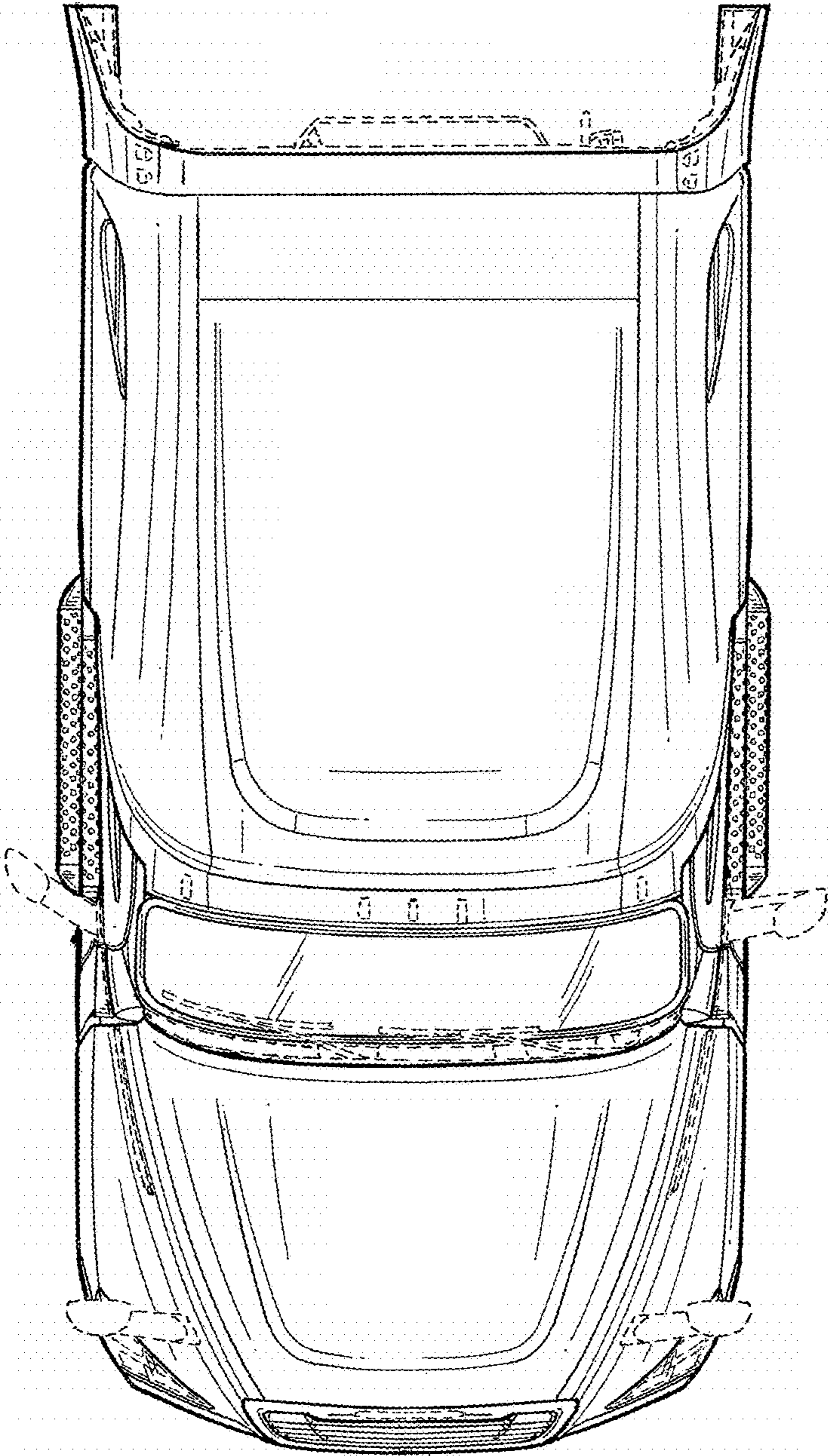


FIG. 5