



US00D799378S

(12) **United States Design Patent** (10) **Patent No.:** **US D799,378 S**
Lee et al. (45) **Date of Patent:** **** Oct. 10, 2017**

(54) **VEHICLE, TOY, AND/OR REPLICAS THEREOF**

(71) Applicant: **Daimler AG**, Stuttgart (DE)

(72) Inventors: **Hubert Lee**, Irvine, CA (US); **Robert Lesnik**, Leonberg (DE)

(73) Assignee: **Daimler AG**, Stuttgart (DE)

(**) Term: **15 Years**

(21) Appl. No.: **29/559,329**

(22) Filed: **Mar. 28, 2016**

(30) **Foreign Application Priority Data**

Sep. 29, 2015 (WO) DM/087872

(51) **LOC (10) Cl.** **12-08**

(52) **U.S. Cl.**
USPC **D12/92**

(58) **Field of Classification Search**
USPC D12/86, 90-92, 88; D21/421, 433, 434;
296/181.1, 181.5

CPC B62D 35/00; B62D 25/00; B62D 25/06;
B62D 33/00

See application file for complete search history.

(56) **References Cited**

U.S. PATENT DOCUMENTS

D580,826 S * 11/2008 Rhoades D12/92
D596,078 S 7/2009 Pfeiffer et al.
D703,584 S * 4/2014 Futschik D12/92

D721,299 S * 1/2015 Fetherston D12/92
D730,775 S * 6/2015 Frenzel D12/91
D753,550 S * 4/2016 Asal D12/92
D758,250 S * 6/2016 Lesnik D12/92
D761,159 S * 7/2016 Lesnik D12/92
D769,156 S * 10/2016 Lesnik D12/92
D775,557 S * 1/2017 Lesnik D12/164
D790,406 S * 6/2017 Futschik D12/92

* cited by examiner

Primary Examiner — Melody N Brown

(74) *Attorney, Agent, or Firm* — Crowell & Moring LLP

(57) **CLAIM**

The ornamental design for a vehicle, toy, and/or replicas thereof, as shown and described.

DESCRIPTION

This application contains subject matter related to the following co-pending U.S. design patent applications:

Application Ser. No. 29/559,327, filed herewith and entitled “Vehicle, Toy, and/or Replicas Thereof”; and

Application Ser. No. 29/559,328, filed herewith and entitled “Vehicle, Toy, and/or Replicas Thereof”.

FIG. 1 is a left, front perspective view of a vehicle, toy, and/or replicas thereof according to the design;

FIG. 2 is a left, rear perspective view thereof;

FIG. 3 is a left side view thereof;

FIG. 4 is a right side view thereof;


FIG. 5 is a front view thereof;

FIG. 6 is a rear view thereof; and,

FIG. 7 is a top view thereof.

The broken lines are for illustrative purposes only and form no part of the claimed design.

1 Claim, 6 Drawing Sheets



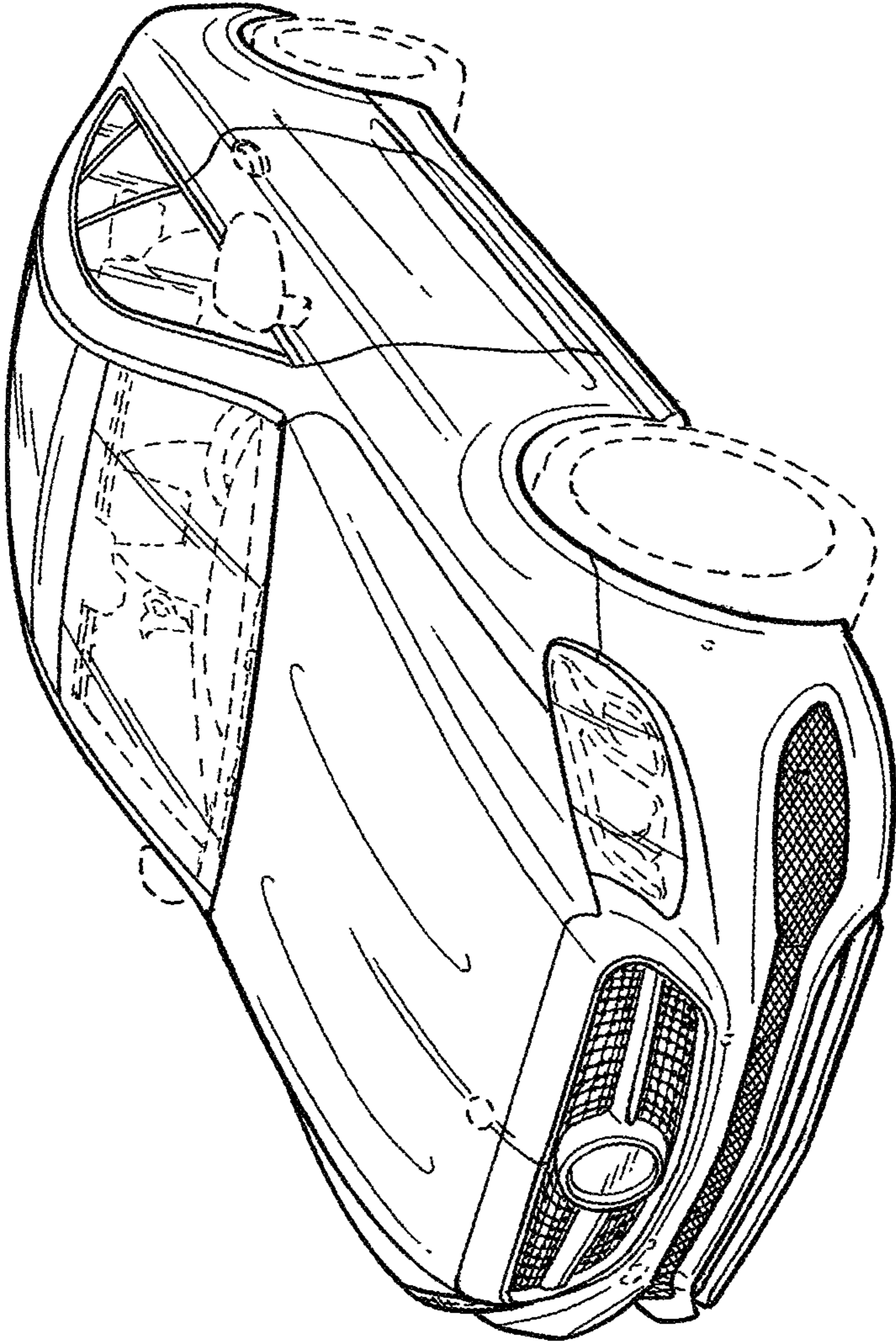


FIG. 1

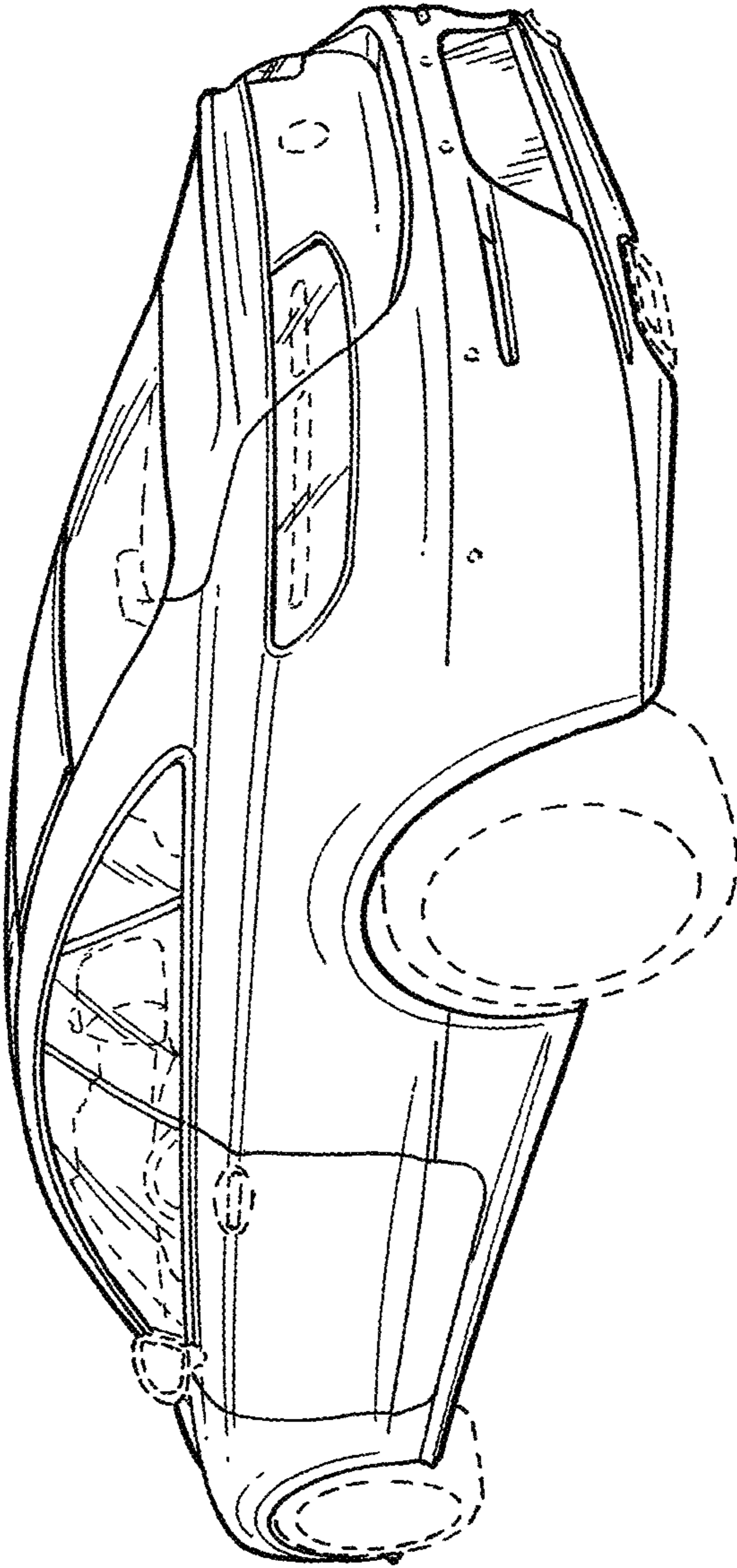


FIG. 2

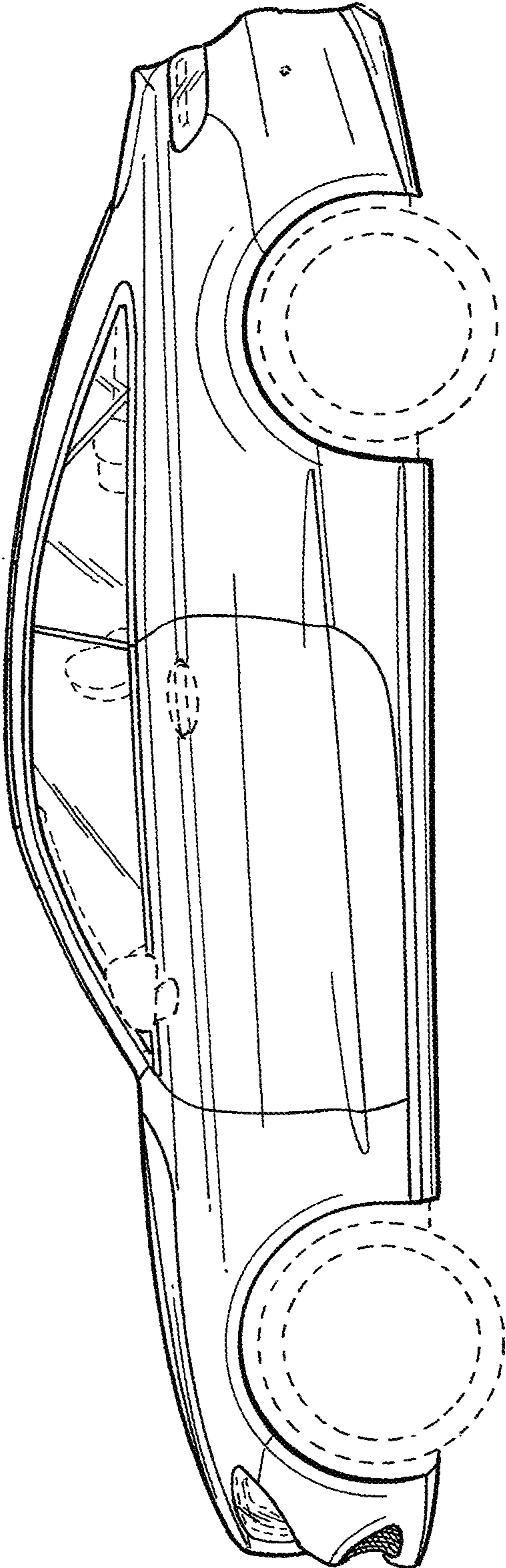


FIG. 3

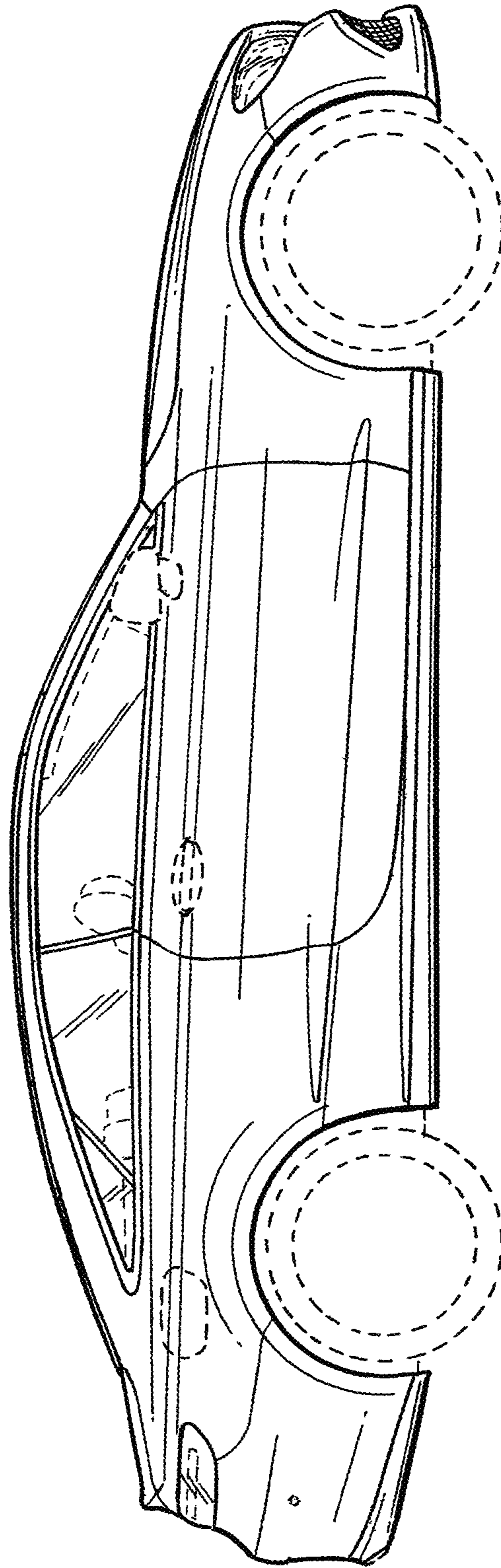


FIG. 4




FIG. 5

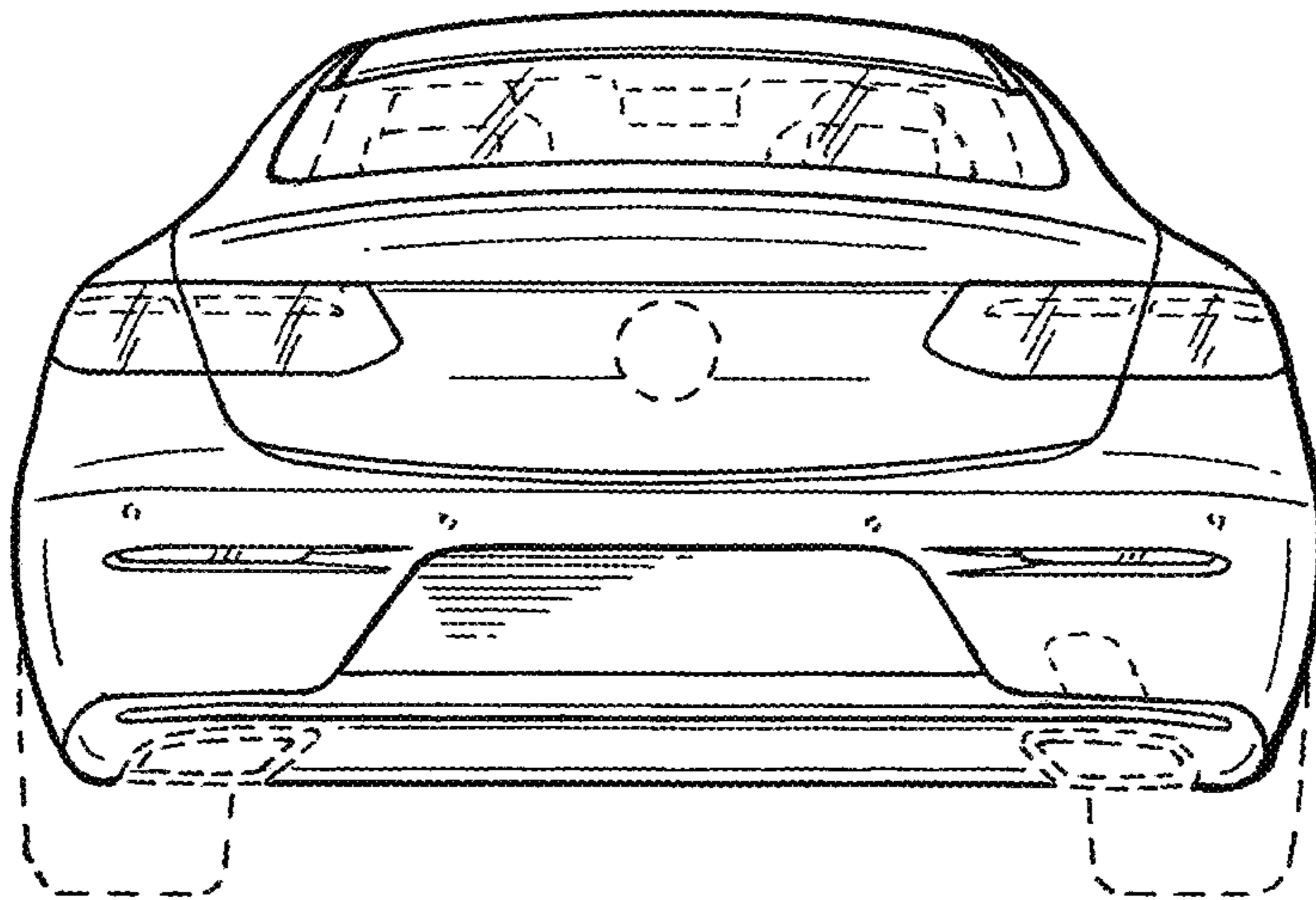


FIG. 6

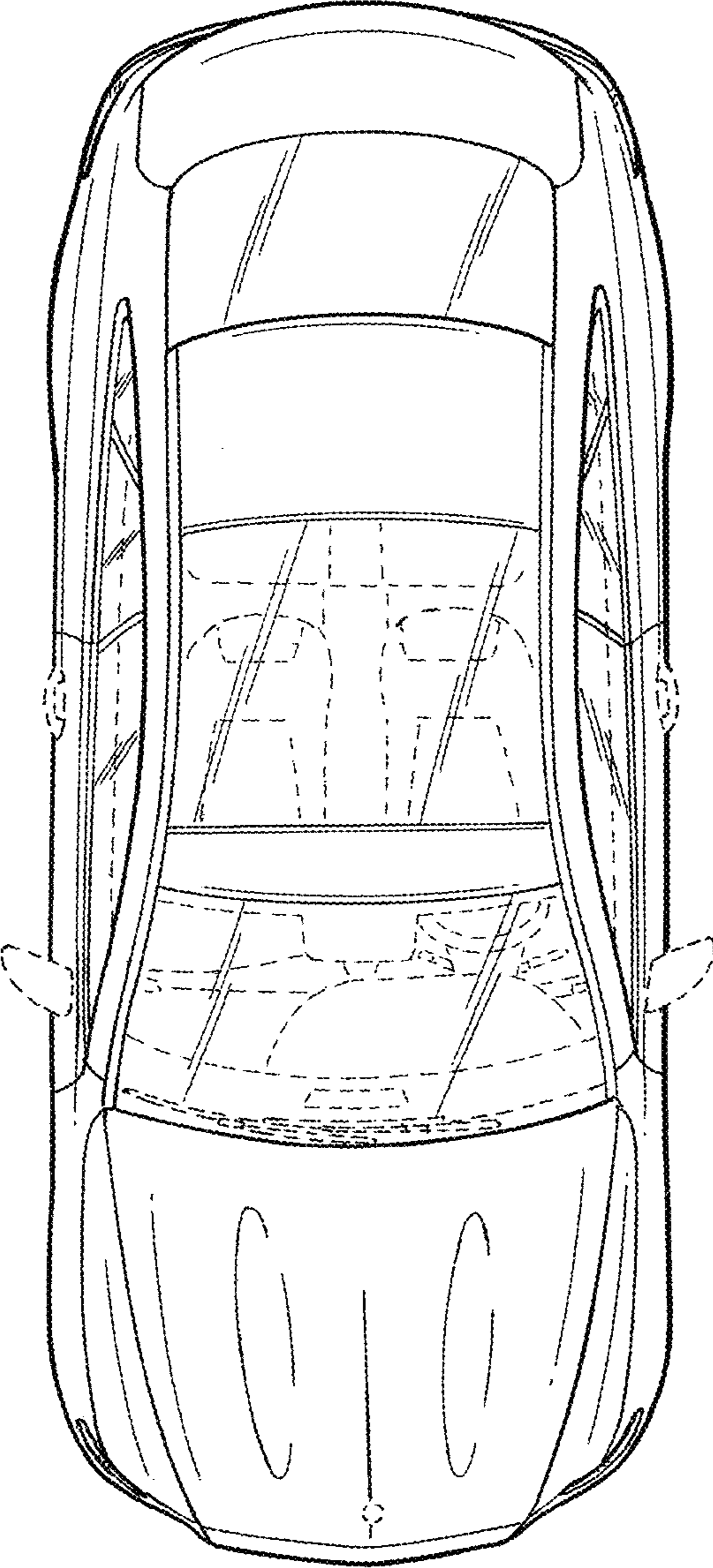


FIG. 7