



US00D799377S

(12) **United States Design Patent**  
**Lesnik**

(10) **Patent No.:** **US D799,377 S**

(45) **Date of Patent:** **\*\* Oct. 10, 2017**

(54) **VEHICLE, TOY, AND/OR REPLICAS THEREOF**

(71) Applicant: **Daimler AG**, Stuttgart, DE (US)

(72) Inventor: **Robert Lesnik**, Leonberg (DE)

(73) Assignee: **Daimler AG**, Stuttgart (DE)

(\*\*) Term: **15 Years**

(21) Appl. No.: **29/559,328**

(22) Filed: **Mar. 28, 2016**

(30) **Foreign Application Priority Data**

Sep. 29, 2015 (WO) ..... DM/087873

(51) **LOC (10) Cl.** ..... **12-08**

(52) **U.S. Cl.**  
USPC ..... **D12/92**

(58) **Field of Classification Search**  
USPC ..... D12/86, 90-92, 88; D21/421, 433, 434;  
296/181.1, 181.5  
CPC ..... B62D 35/00; B62D 25/00; B62D 25/06;  
B62D 33/00  
See application file for complete search history.

(56) **References Cited**

**U.S. PATENT DOCUMENTS**

D580,826 S \* 11/2008 Rhoades ..... D12/92  
D601,455 S 10/2009 Pfeiffer et al.  
D703,584 S \* 4/2014 Futschik ..... D12/92

D721,299 S \* 1/2015 Fetherston ..... D12/92  
D753,550 S \* 4/2016 Asal ..... D12/92  
D758,250 S \* 6/2016 Lesnik ..... D12/92  
D761,159 S \* 7/2016 Lesnik ..... D12/92  
D769,156 S \* 10/2016 Lesnik ..... D12/92  
D790,406 S \* 6/2017 Futschik ..... D12/92

\* cited by examiner

*Primary Examiner* — Melody N Brown

(74) *Attorney, Agent, or Firm* — Crowell & Moring LLP

(57) **CLAIM**

The ornamental design for a vehicle, toy, and/or replicas thereof, as shown and described.

**DESCRIPTION**

This application contains subject matter related to the following co-pending U.S. design patent applications:

Application Ser. No. 29/559,327, filed herewith and entitled "Vehicle, Toy, and/or Replicas Thereof"; and Application Ser. No. 29/559,329, filed herewith and entitled "Vehicle, Toy, and/or Replicas Thereof".

FIG. 1 is a left, front perspective view of a vehicle, toy, and/or replicas thereof according to the design;

FIG. 2 is a left, rear perspective view thereof;

FIG. 3 is a left side view thereof;

FIG. 4 is a right side view thereof;


FIG. 5 is a front view thereof;

FIG. 6 is a rear view thereof; and,

FIG. 7 is a top view thereof.

The broken lines are for illustrative purposes only and form no part of the claimed design. Also enclosed is a set of photographs of an embodiment of the design.

**1 Claim, 6 Drawing Sheets**



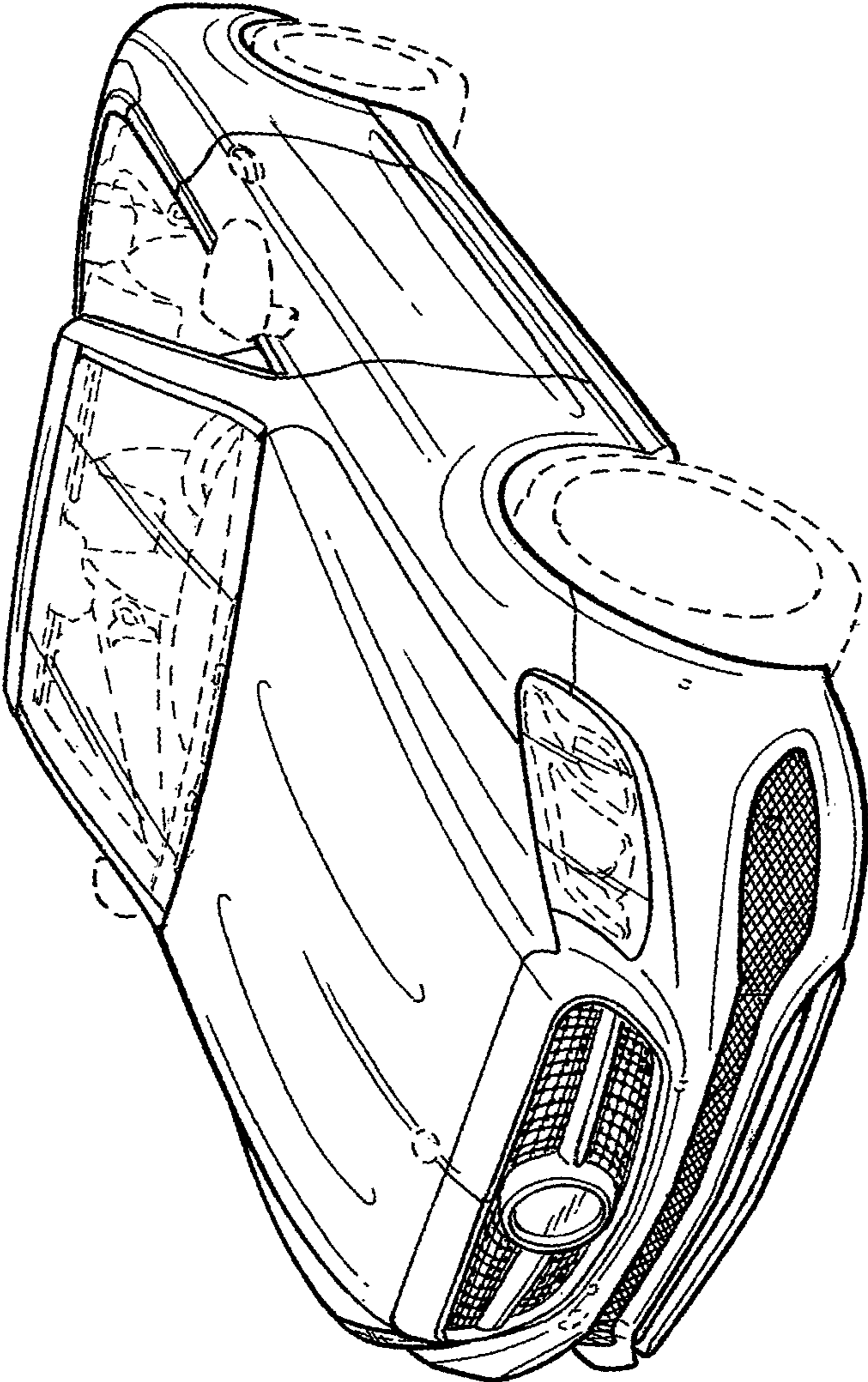


FIG. 1

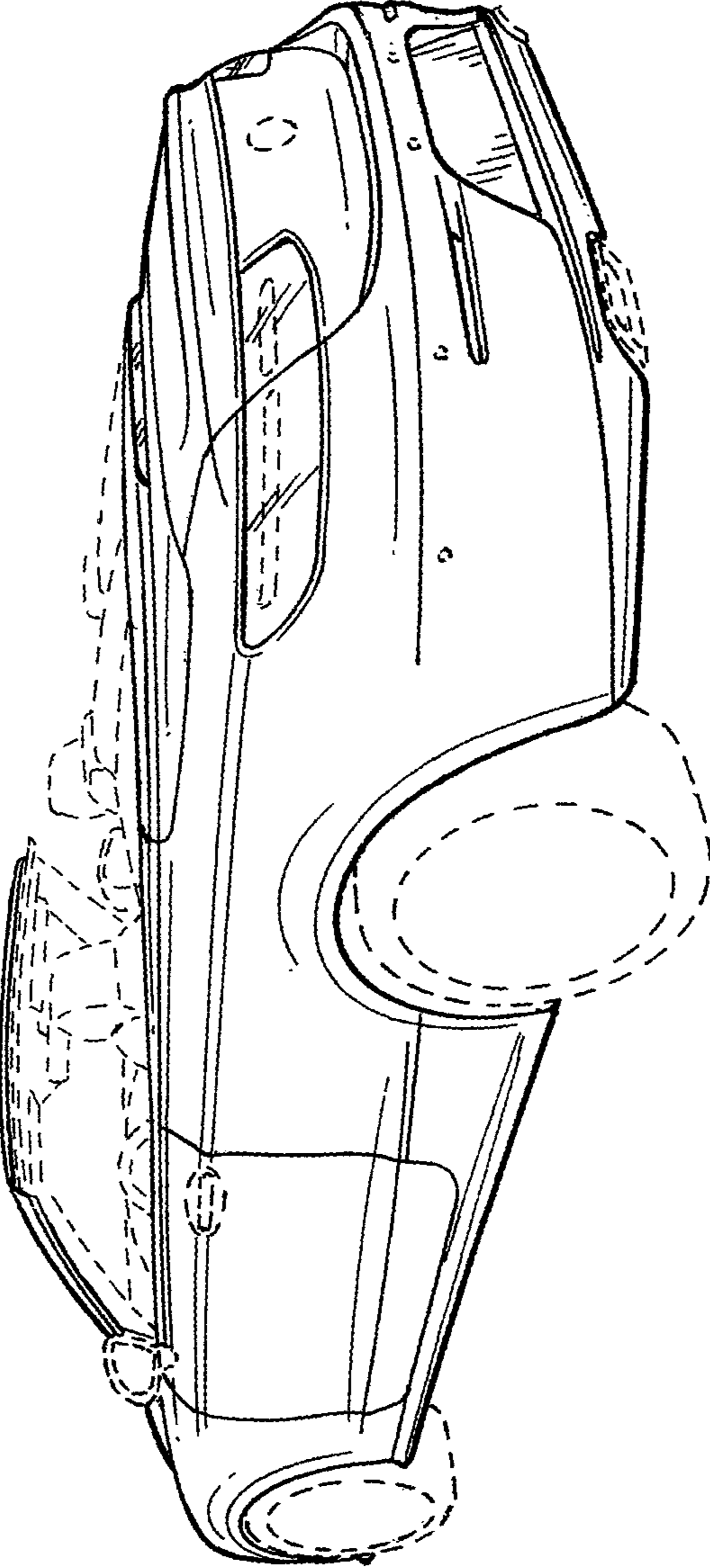


FIG. 2

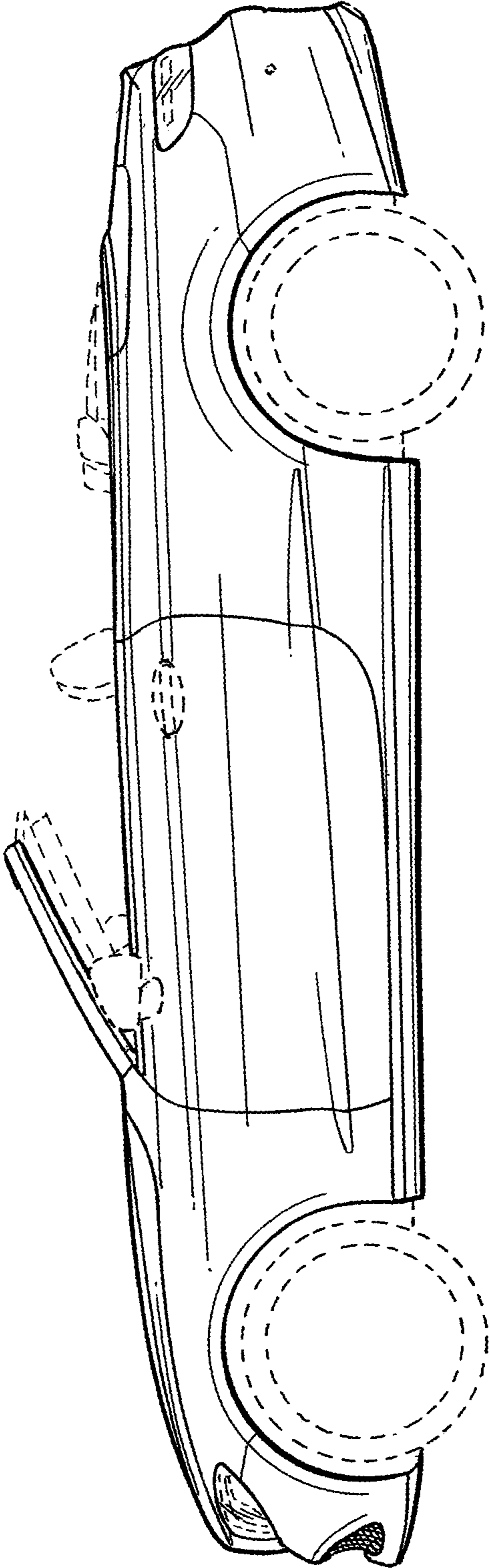


FIG. 3

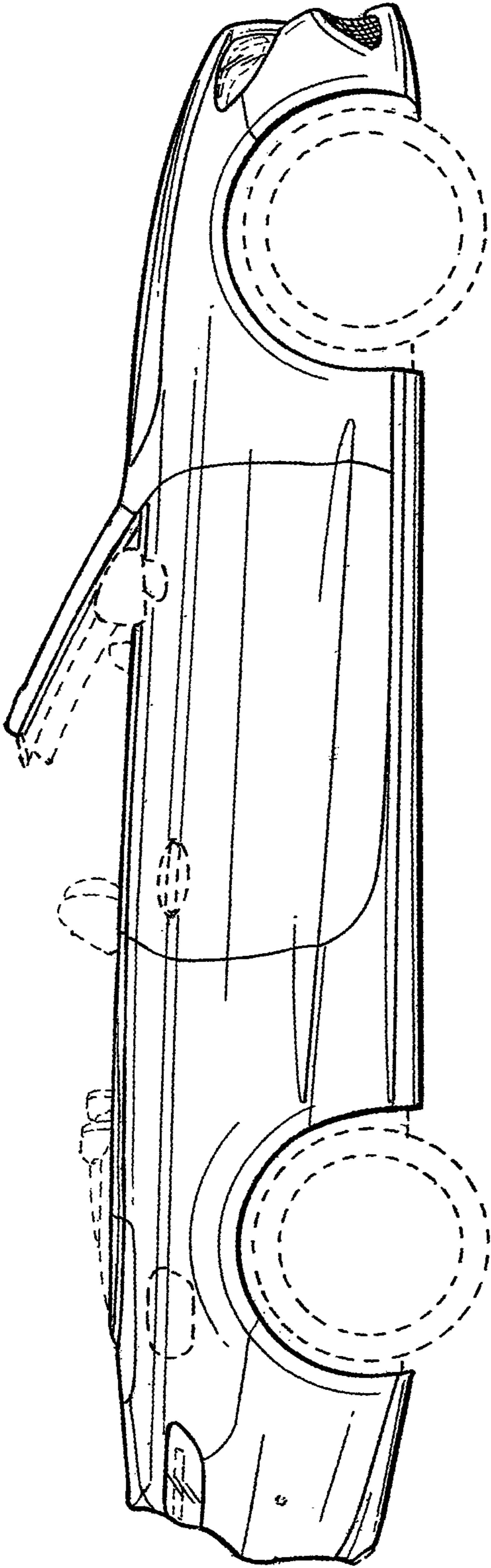


FIG. 4




FIG. 5

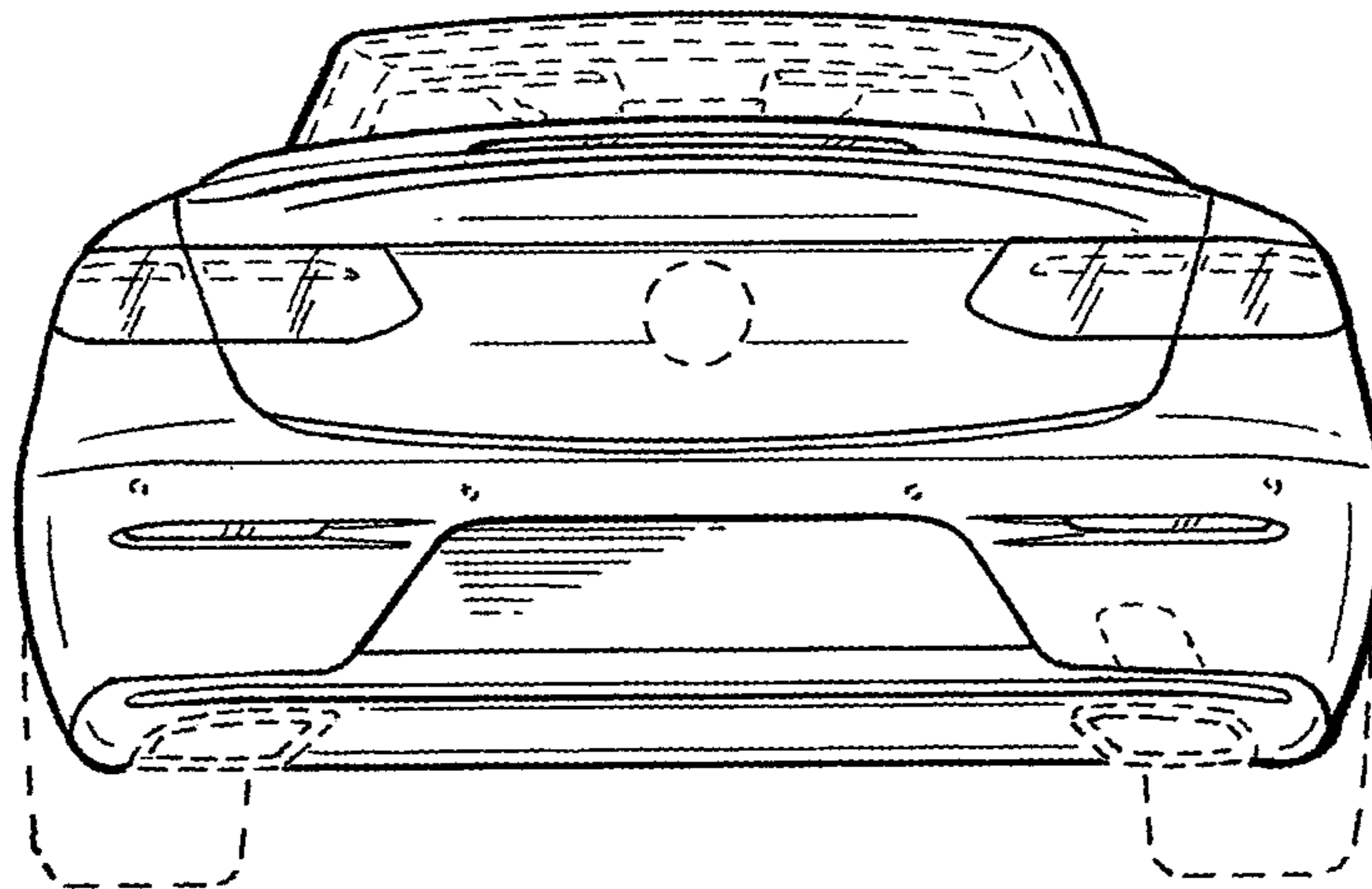


FIG. 6

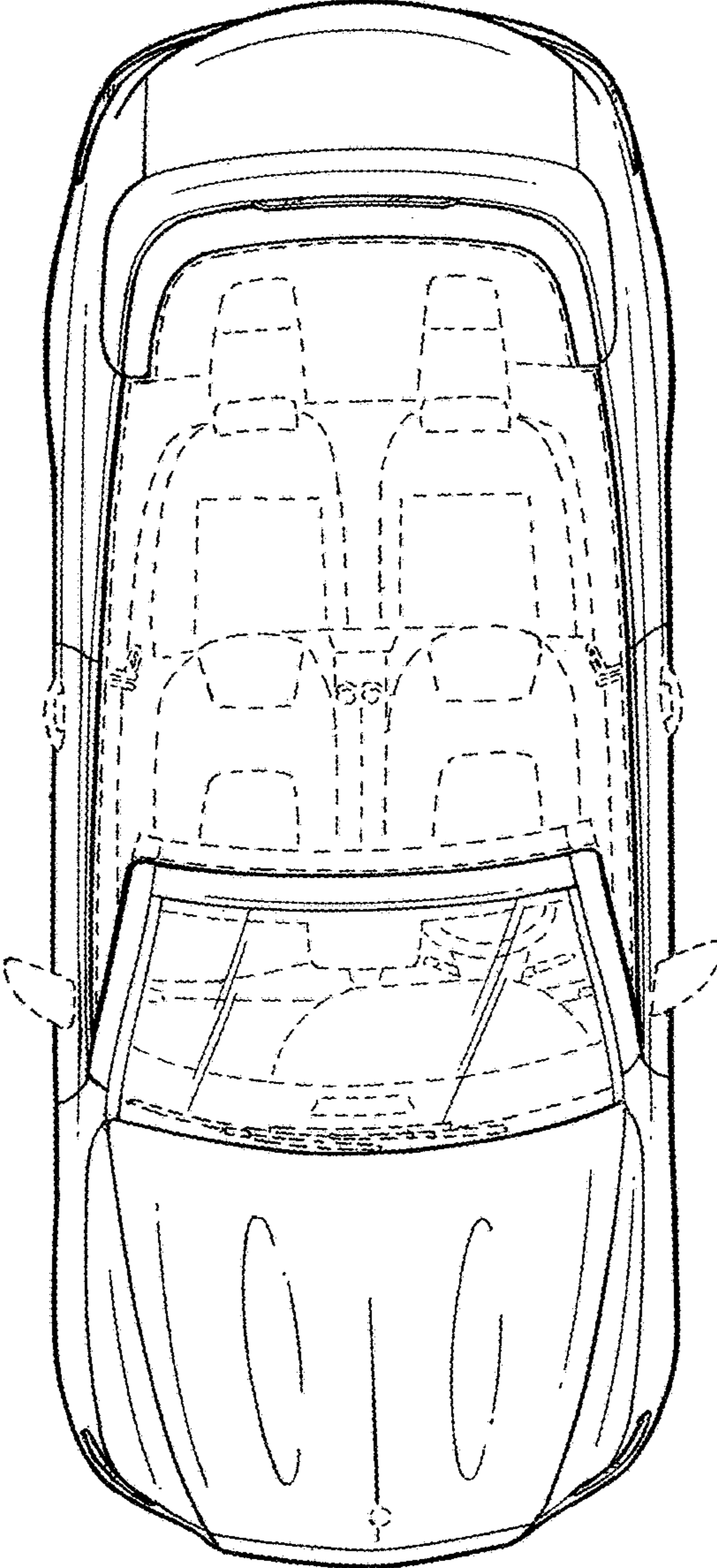


FIG. 7