

US00D799367S

(12) **United States Design Patent** (10) **Patent No.:** **US D799,367 S**
Wildhagen (45) **Date of Patent:** **** Oct. 10, 2017**

(54) **COMBINED FLAG POLE, FLAG AND COVER**

D585,329 S * 1/2009 Flanagan D11/166
D594,777 S * 6/2009 Oakley D11/182
D603,750 S * 11/2009 Flanagan D11/166

(71) Applicant: **Glenn George Wildhagen**, Radcliff, KY (US)

(Continued)
Primary Examiner — Rosemary K Tarcza
Assistant Examiner — Alison M Ofstun

(72) Inventor: **Glenn George Wildhagen**, Radcliff, KY (US)

(74) *Attorney, Agent, or Firm* — Glenn G. Wildhagen

(**) Term: **14 Years**

(57) **CLAIM**

(21) Appl. No.: **29/474,943**

The ornamental design for a combined flag pole, flag and cover, as shown and described.

(22) Filed: **Mar. 25, 2015**

DESCRIPTION

(51) **LOC (10) Cl.** **11-01**

(52) **U.S. Cl.**
USPC **D11/166**

(58) **Field of Classification Search**
USPC D11/165, 166, 182; D20/10; D21/698
CPC G09F 17/00; G09F 2017/0066; G09F 2017/0075; G09F 2017/0083; G09F 17/0091; E04H 12/32; E04H 12/182
See application file for complete search history.

(56) **References Cited**

U.S. PATENT DOCUMENTS

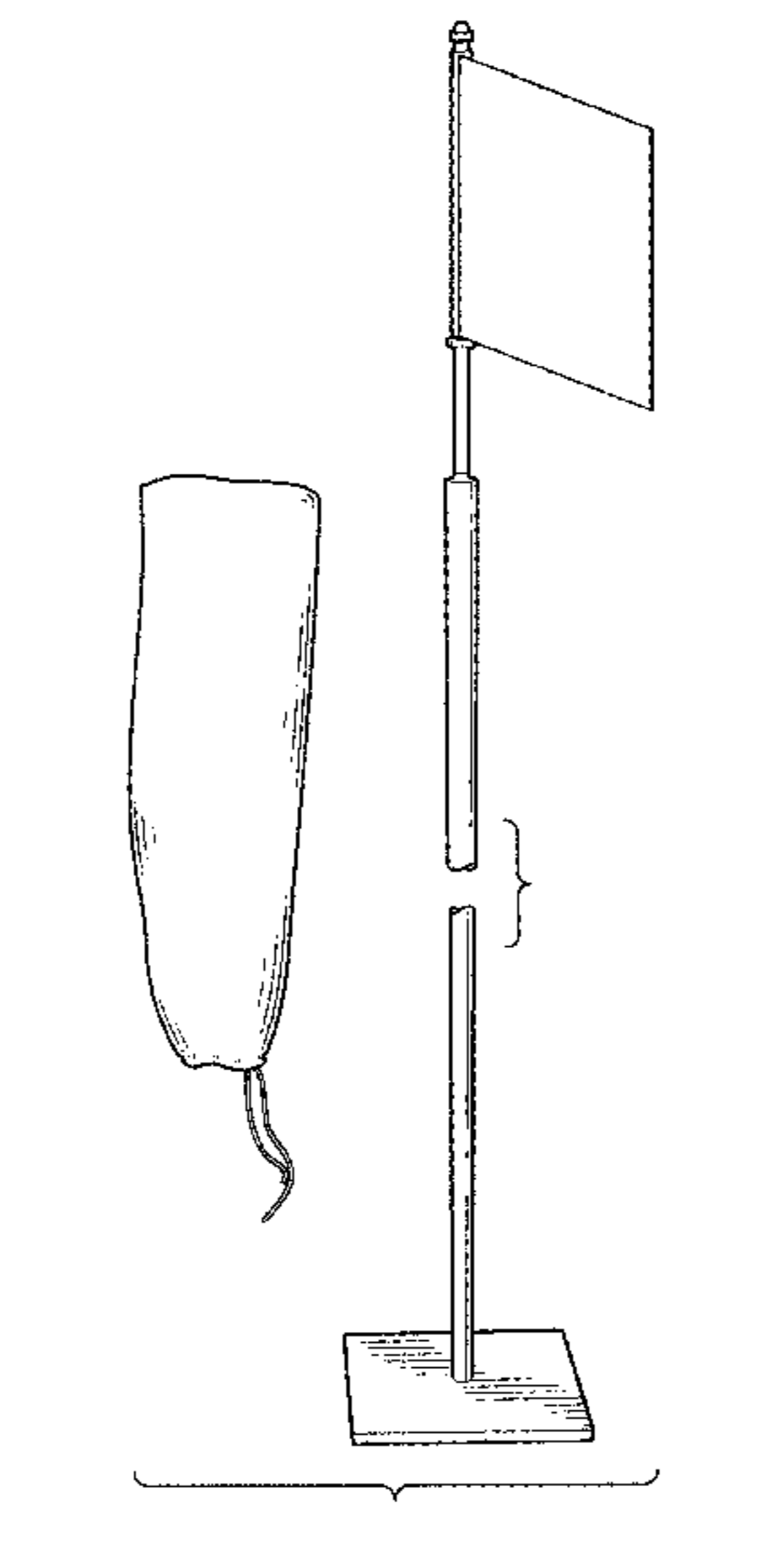
3,587,520 A * 6/1971 Miller E04H 12/32
116/173
4,079,555 A * 3/1978 Barnes E04H 12/32
116/173
D264,672 S * 6/1982 Griffin D7/641
5,540,017 A * 7/1996 Eilam B64G 1/222
248/188.5
5,572,835 A * 11/1996 Atkins G09F 17/00
116/173
D421,238 S * 2/2000 Dinsky D11/181
D428,361 S * 7/2000 Jones D11/181
D432,945 S * 10/2000 Icenhour D11/166
6,390,017 B1 * 5/2002 Hendrickson G09F 17/00
116/173
7,047,680 B2 * 5/2006 Myles G09F 7/04
116/173

FIG. 1 is a perspective view of a combined flag pole, flag and cover, shown with the cover removed from the flag pole; FIG. 2 is a perspective view of a combined flag pole, flag and cover, shown with the cover in place on the flag pole; FIG. 3 is a front elevational view of the flag pole and flag, shown separately; FIG. 4 is a left side elevational view thereof; FIG. 5 is a right side elevational view thereof; FIG. 6 is a top plan view thereof; FIG. 7 is a bottom plan view thereof; FIG. 8 is a front elevation view of the cover, shown separately and folded into a rectangular configuration with the side seam at the center; FIG. 9 is a side elevation view thereof; FIG. 10 is a top plan view thereof; and, FIG. 11 is a bottom plan view thereof.

The claim is directed to the appearance of the combined flag pole, flag and cover in combination as shown in FIGS. 1 and 2. The flag pole, flag and cover have been shown separately in FIGS. 3-7 and 8-11 to show aspects of the design that may not be apparent in the other views.

The broken away symbols in the drawings indicate the appearance of any portion of the article between the break lines forms no part of the claimed design.

1 Claim, 3 Drawing Sheets



(56)

References Cited

U.S. PATENT DOCUMENTS

D624,486 S * 9/2010 Shipp, Jr. D12/412
D638,745 S * 5/2011 Nelson D11/166
D657,712 S * 4/2012 Bigbee D11/182
8,297,216 B1 * 10/2012 Janton G09F 17/00
116/173
2007/0006794 A1 * 1/2007 Swenson E04H 12/32
116/173
2007/0220790 A1 * 9/2007 Wagter G09F 17/00
40/218
2008/0302941 A1 * 12/2008 Matthews E04H 6/426
248/523
2009/0133616 A1 * 5/2009 Karnes B62D 33/0207
116/173
2010/0031546 A1 * 2/2010 Nwatu G09F 15/0062
40/607.1
2014/0211459 A1 * 7/2014 Toner E04H 12/32
362/183
2015/0294605 A1 * 10/2015 Conway G09F 17/00
116/173

* cited by examiner

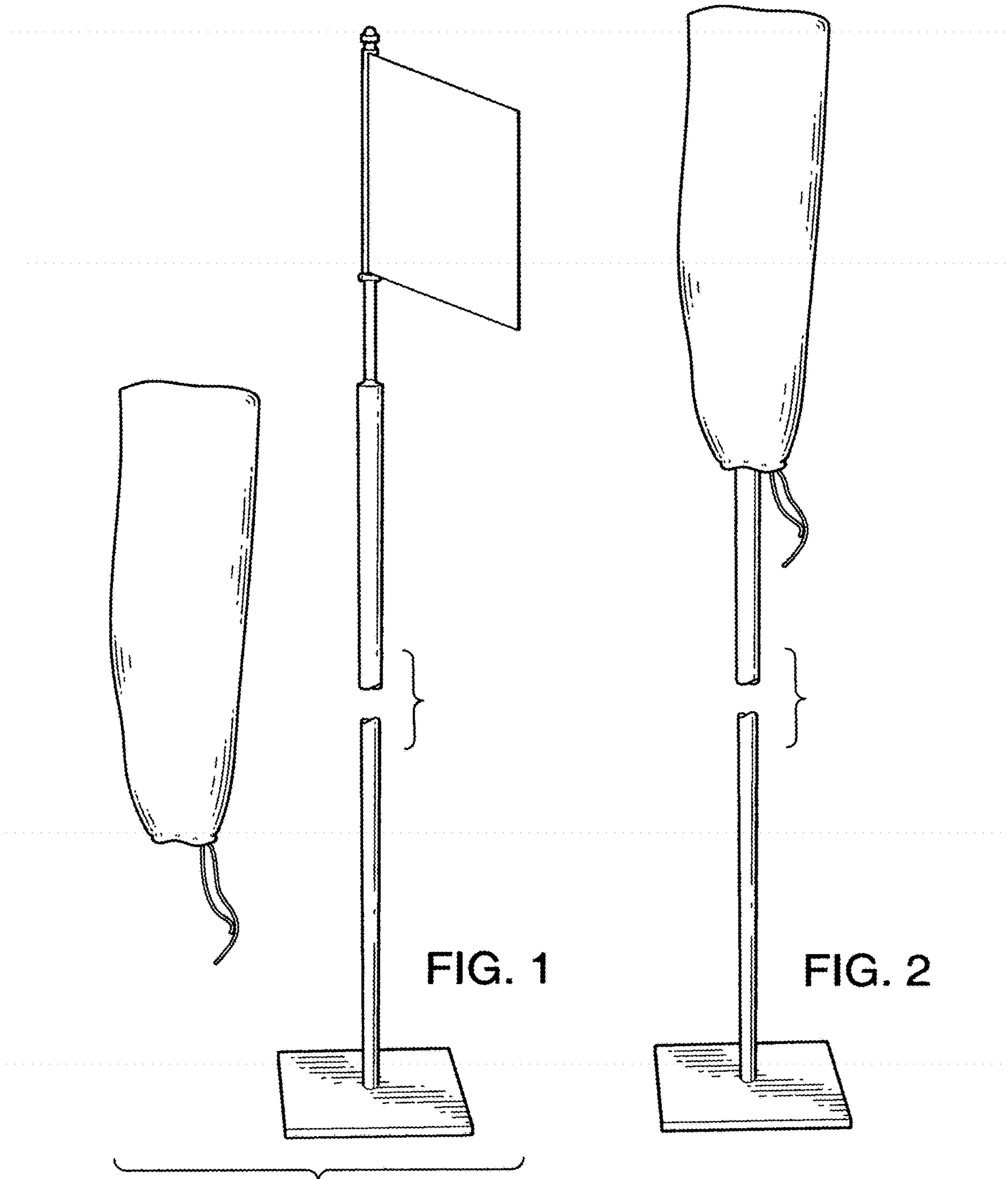


FIG. 1

FIG. 2

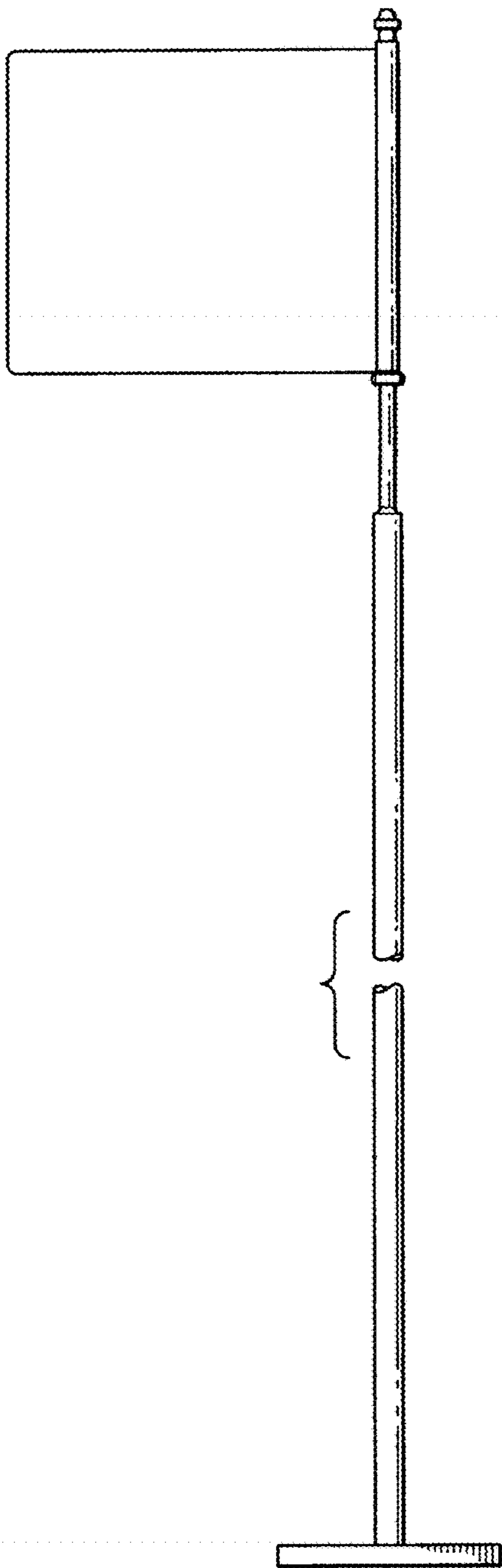


FIG. 3

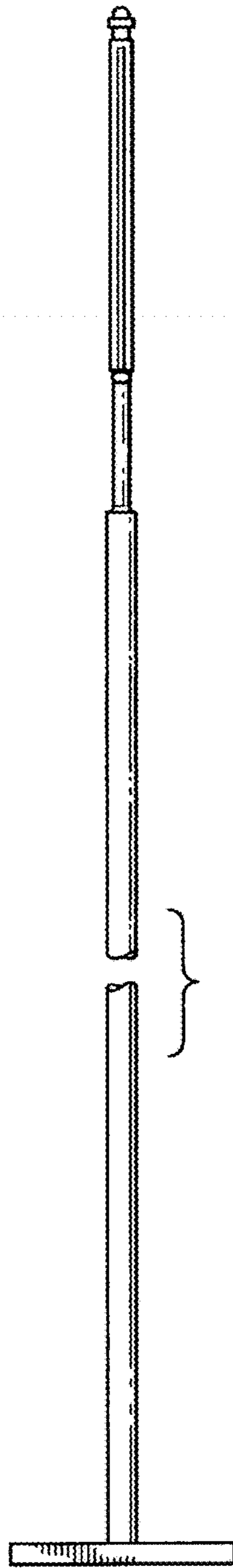


FIG. 4

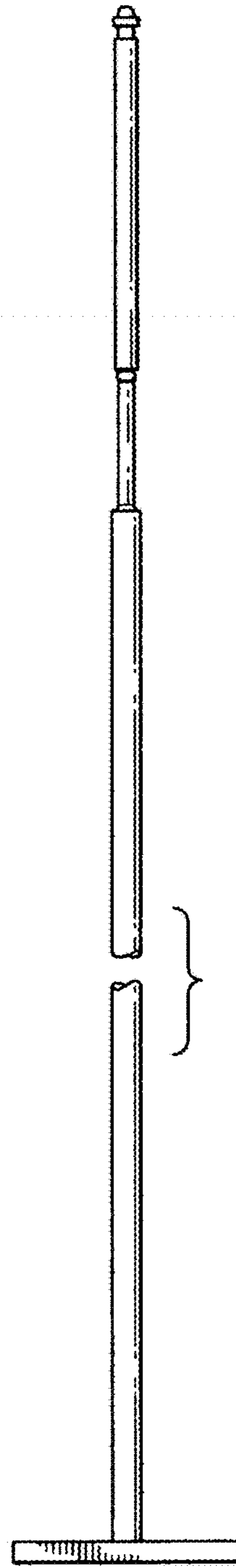


FIG. 5

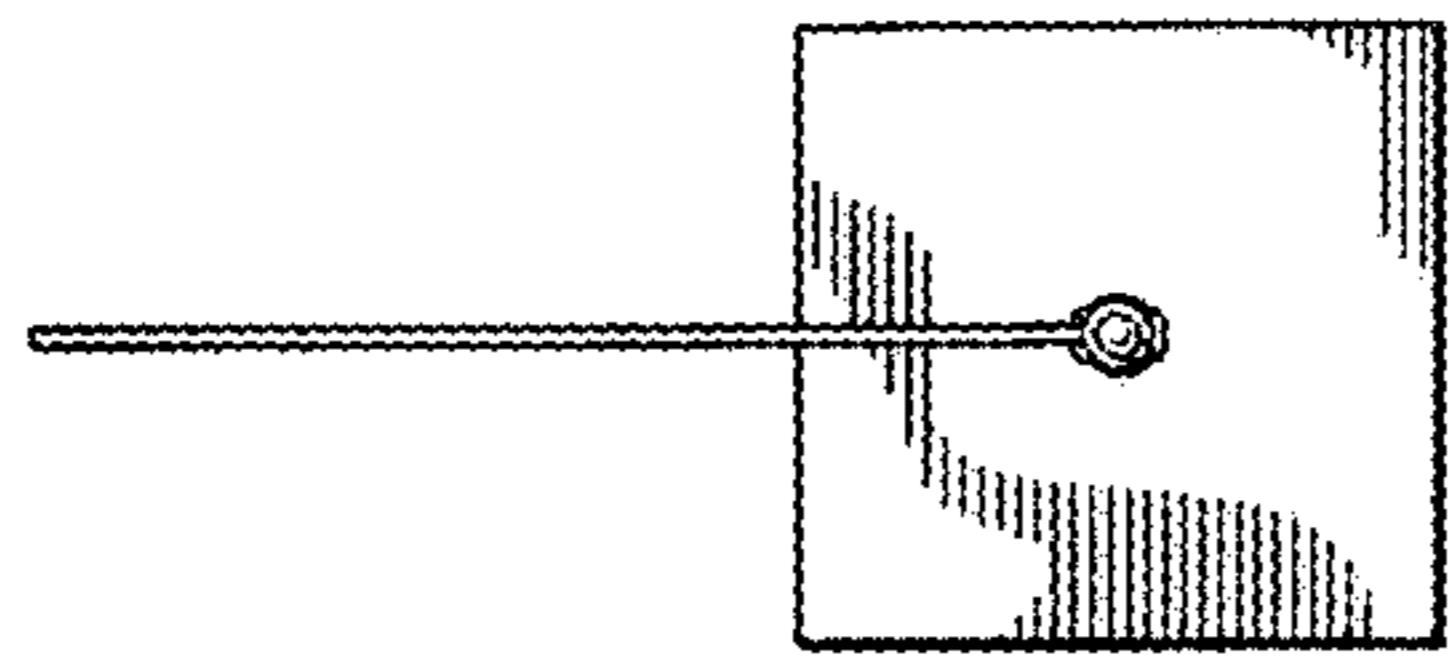


FIG. 6

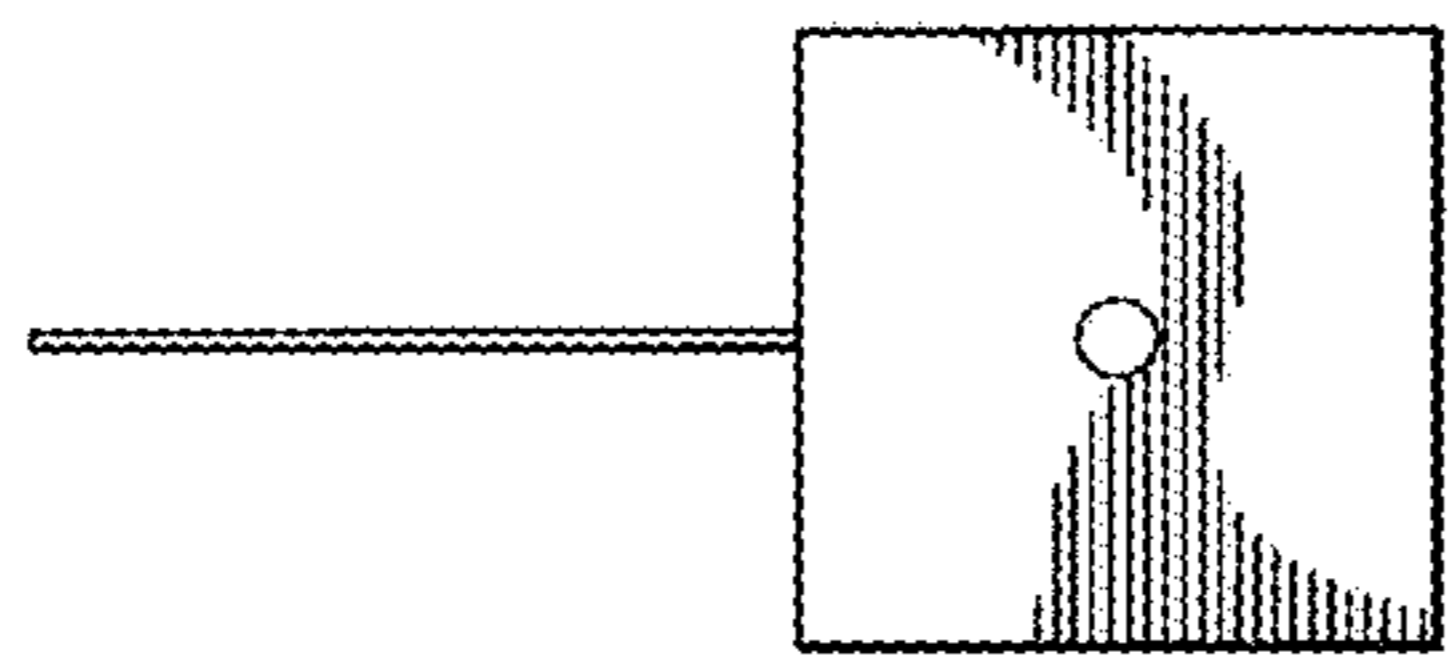


FIG. 7




FIG. 8



FIG. 9




FIG. 10



FIG. 11