



US00D799363S

(12) **United States Design Patent**
Paliotta

(10) **Patent No.:** **US D799,363 S**

(45) **Date of Patent:** **** Oct. 10, 2017**

- (54) **ADJUSTABLE WIRE BRACELET**
- (71) Applicant: **Ronald Paliotta**, Spring Hill, TN (US)
- (72) Inventor: **Ronald Paliotta**, Spring Hill, TN (US)
- (**) Term: **15 Years**
- (21) Appl. No.: **29/575,892**
- (22) Filed: **Aug. 30, 2016**

Related U.S. Application Data

- (63) Continuation of application No. 29/484,892, filed on Mar. 13, 2014, now abandoned.
- (51) **LOC (10) Cl.** **11-01**
- (52) **U.S. Cl.**
USPC **D11/5**
- (58) **Field of Classification Search**
USPC D11/1-18, 26, 27, 29, 30, 31, 34, 37, 38,
D11/39, 40-43, 79-86; D28/41
CPC A44C 5/00; A44C 5/0007; A44C 5/0015;
A44C 5/0023; A44C 5/003; A44C
5/0038; A44C 5/0046; A44C 5/0053;
A44C 5/0061; A44C 5/0069; A44C
5/0076; A44C 5/0084; A44C 5/0092;
A44C 5/12; A44C 7/00; A44C 7/002;
A44C 7/004; A44C 7/005; A44C 9/00;
A44C 9/0038; A44C 9/0046; A44C
9/0053; A44C 9/0061; A44C 9/0069;
A44C 9/0084; A44C 9/02; A44C
15/0015; A44C 15/002; A44C 15/0025;
A44C 25/00; A44C 25/001
See application file for complete search history.

(56) **References Cited**

U.S. PATENT DOCUMENTS

- 260,540 A * 7/1882 Cottle A44C 5/0092
D11/5
- 283,574 A * 8/1883 Cottle A44C 5/0092
D11/27

- D14,438 S * 11/1883 Ahn D11/5
- 297,874 A * 4/1884 Thiery A44C 5/0092
D11/5
- 2,242,544 A * 5/1941 Porter A44C 9/02
D11/27
- 3,071,938 A * 1/1963 Davidson A44C 7/00
D11/43
- D220,019 S * 2/1971 Solomon D28/41
- 3,828,577 A * 8/1974 Haynes A44C 15/002
D11/42
- D247,101 S 1/1978 Durante
- D247,102 S 1/1978 Durante
- D268,013 S * 2/1983 Stimmler D11/5
- 4,724,684 A * 2/1988 Barnett A44C 7/00
D11/42
- D294,684 S * 3/1988 Saraga D11/42
- D295,151 S * 4/1988 Saraga D11/42
- D295,267 S * 4/1988 Saraga D11/42
- D439,192 S * 3/2001 Ruscitti D11/26
- D460,374 S * 7/2002 Park D11/4

(Continued)

Primary Examiner — Cynthia Ramirez
Assistant Examiner — Llorellys Martinez-Rivera
 (74) *Attorney, Agent, or Firm* — Buchanan Law, LLC;
 Karen A. Buchanan

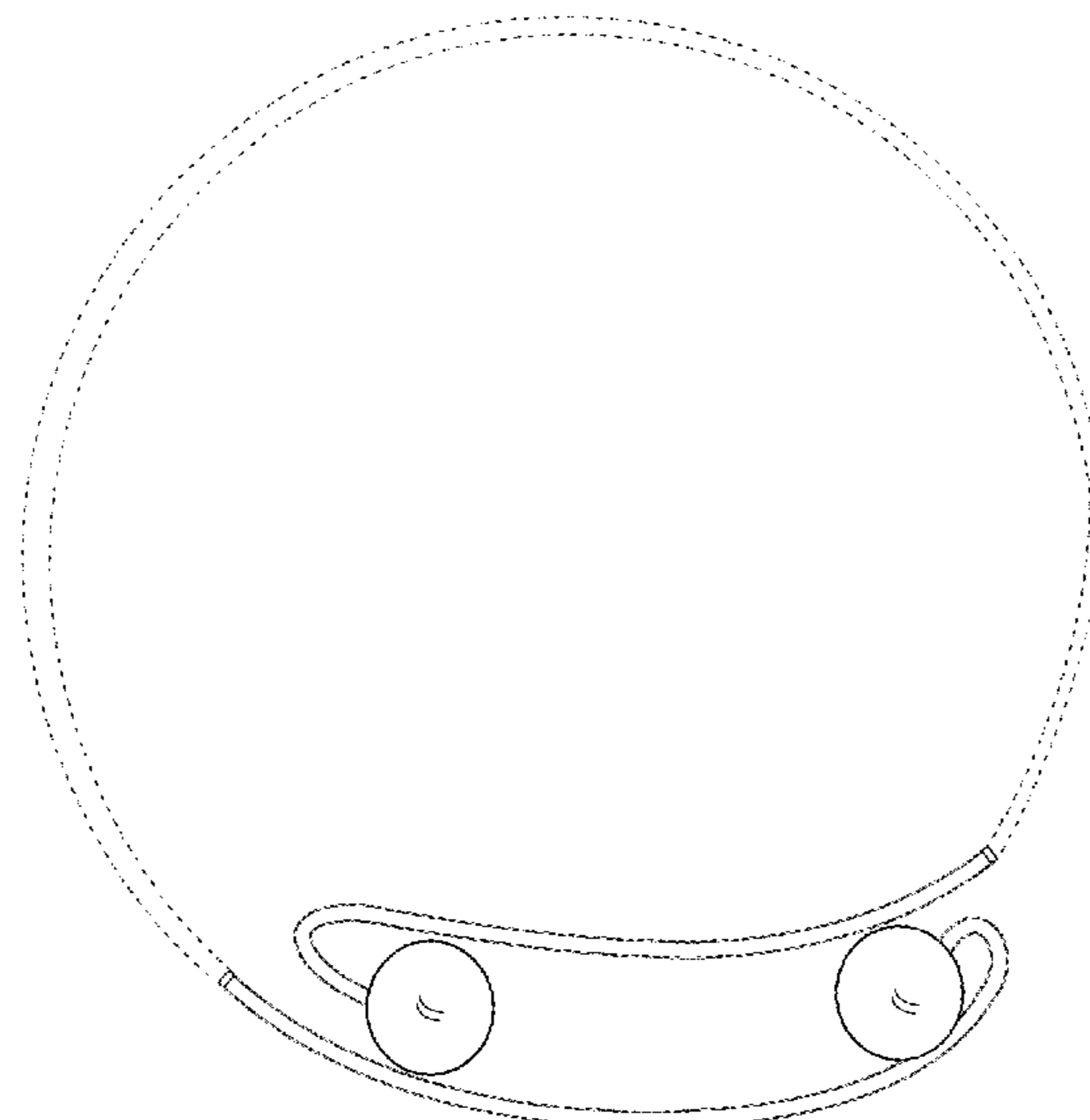
(57) **CLAIM**

The ornamental design for an adjustable wire bracelet, as shown and described.

DESCRIPTION

FIG. 1 is a perspective view of an adjustable wire bracelet, showing my new design;
 FIG. 2 is a front view thereof;
 FIG. 3 is a back view thereof;
 FIG. 4 is a left plan view thereof; and,
 FIG. 5 is a right plan view thereof.
 The broken lines in the figures illustrate environmental subject matter only and form no part of the claimed design.

1 Claim, 2 Drawing Sheets



(56)

References Cited

U.S. PATENT DOCUMENTS

D477,781	S *	7/2003	Lavallee	D11/4
D487,709	S	3/2004	Ferlise	
D498,167	S	11/2004	Ferlise	
D531,924	S	11/2006	Madonia	
D648,242	S *	11/2011	Hara	D11/42
D658,085	S	4/2012	Rafaelian	
D658,086	S	4/2012	Rafaelian	
D658,087	S	4/2012	Rafaelian	
D658,088	S	4/2012	Rafaelian	
D658,089	S	4/2012	Rafaelian	
D658,528	S	5/2012	Rafaelian	
D662,849	S	7/2012	Rafaelian	
D663,232	S	7/2012	Rafaelian	
D664,466	S	7/2012	Rafaelian	
D669,385	S	10/2012	Rafaelian	
D678,102	S	3/2013	Rafaelian	
D686,520	S	7/2013	Rafaelian	
D692,792	S *	11/2013	Haynes	D11/86
D703,087	S *	4/2014	Fiasconaro	D11/5
D706,665	S *	6/2014	Goldwitz	D11/5
D707,445	S *	6/2014	Murphy, Jr.	D3/266
D708,088	S *	7/2014	DeCristofaro	D11/5
8,769,986	B1 *	7/2014	DiPietro	A44C 5/0092 63/3.1
D724,473	S *	3/2015	Blondet	D11/5
D724,475	S *	3/2015	Lux	D11/5
D724,986	S *	3/2015	Blondet	D11/5
D784,842	S *	4/2017	Rafaelian	D11/5
D784,843	S *	4/2017	Rafaelian	D11/5
D785,483	S *	5/2017	Rafaelian	D11/5

* cited by examiner

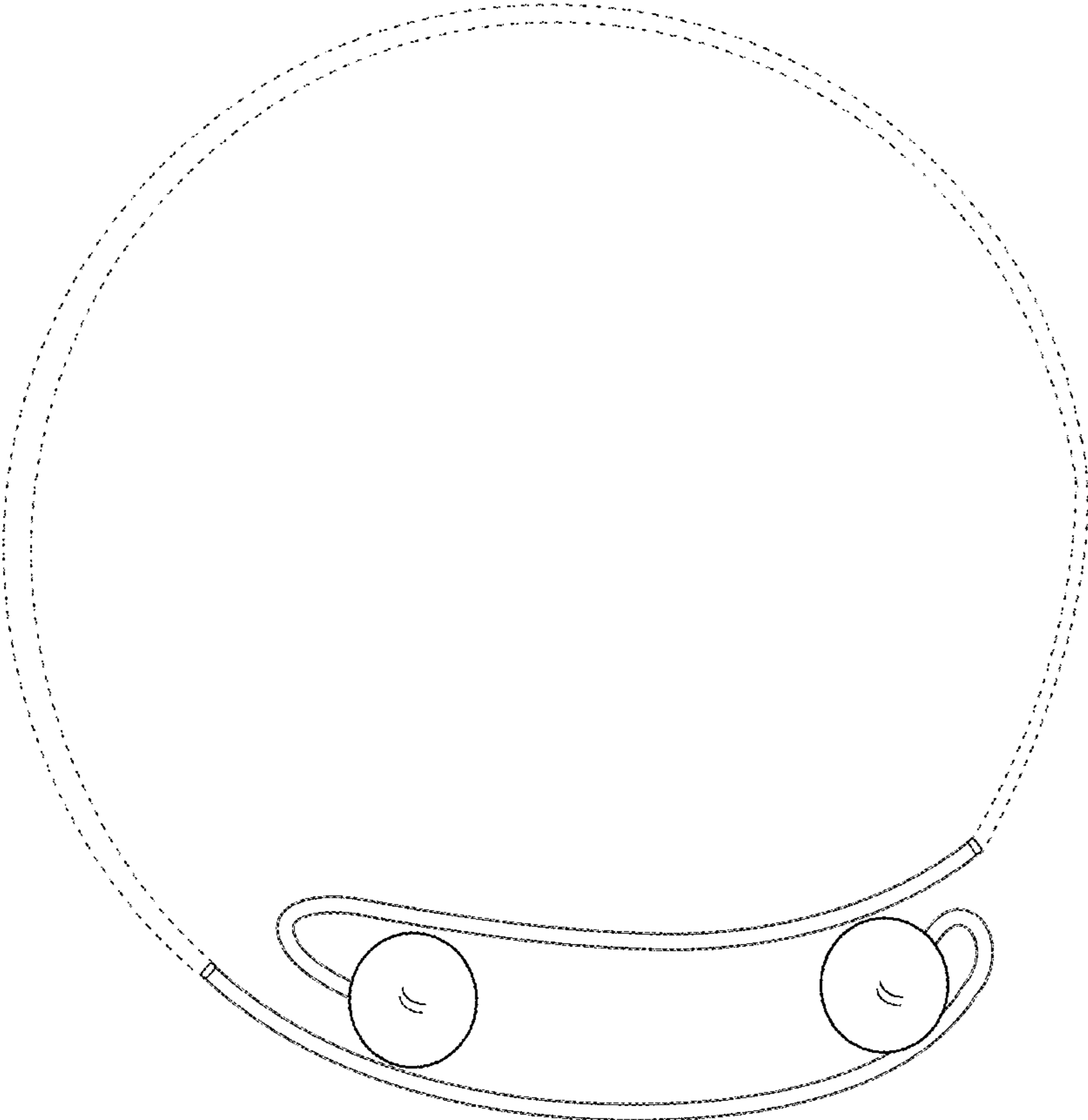


Fig. 1




Fig. 2




Fig. 3

