



US00D799360S

(12) **United States Design Patent**
Duport

(10) **Patent No.:** **US D799,360 S**

(45) **Date of Patent:** **** Oct. 10, 2017**

- (54) **DIAL WITH HANDS**
- (71) Applicant: **RADO WATCH CO. LTD.**, Lengnau (CH)
- (72) Inventor: **Fabrice Duport**, Neuchatel (CH)
- (73) Assignee: **RADO WATCH CO. LTD.**, Lengnau (CH)

D584,172 S *	1/2009	Soltani	D10/39
D616,312 S *	5/2010	Ellia	D10/39
D624,440 S *	9/2010	Wunderman	D10/32
D661,602 S *	6/2012	Calce	D10/32
D708,072 S *	7/2014	Oes	D10/32
D728,387 S *	5/2015	Stegmann	D10/39
D738,747 S *	9/2015	Calce	D10/125
D758,210 S *	6/2016	Guillaume	D10/126
2014/0098647 A1 *	4/2014	Kasapi	G04B 17/285 368/127

- (**) Term: **15 Years**
- (21) Appl. No.: **29/575,326**
- (22) Filed: **Aug. 24, 2016**

(30) **Foreign Application Priority Data**

Feb. 24, 2016 (WO) DM/089 795

- (51) **LOC (10) Cl.** **10-07**
- (52) **U.S. Cl.**
USPC **D10/126**

- (58) **Field of Classification Search**
USPC D10/1-39, 122-132
CPC G04B 17/00; G04B 17/02; G04B 17/005;
G04B 17/285; G04B 37/00; G04B 37/00;
G04B 37/0058; G04B 45/00; G04B
45/02; G04B 45/038; G04B 45/0069;
G04B 45/0076; G04B 29/00
See application file for complete search history.

(56) **References Cited**

U.S. PATENT DOCUMENTS

- D212,773 S * 11/1968 Booth D10/10
- D530,225 S * 10/2006 Wunderman D10/32

OTHER PUBLICATIONS

Adams, A., Antoine Prezioso 'Toubillon of Tourbillons' triple toubillon watch hands-on, A Blog to Watch [online], retrieved Jul. 19, 2017 from URL:<http://www.ablogtowatch.com/antoine-prezioso-triple-tourbillon-watch/>.*

* cited by examiner

Primary Examiner — Sheryl Lane

Assistant Examiner — Calvin E Vansant

(74) *Attorney, Agent, or Firm* — Donald J. Ranft; Collen


(57) **CLAIM**

The ornamental design for a dial with hands, as shown.

DESCRIPTION

FIG. 1 is a front right perspective view of a dial with hands showing my new design;
FIG. 2 is a front view thereof;
FIG. 3 is a rear view thereof;
FIG. 4 is a left side view thereof;
FIG. 5 is a right side view thereof;
FIG. 6 is a top view thereof; and,
FIG. 7 is a bottom view thereof.

1 Claim, 5 Drawing Sheets






FIG. 1

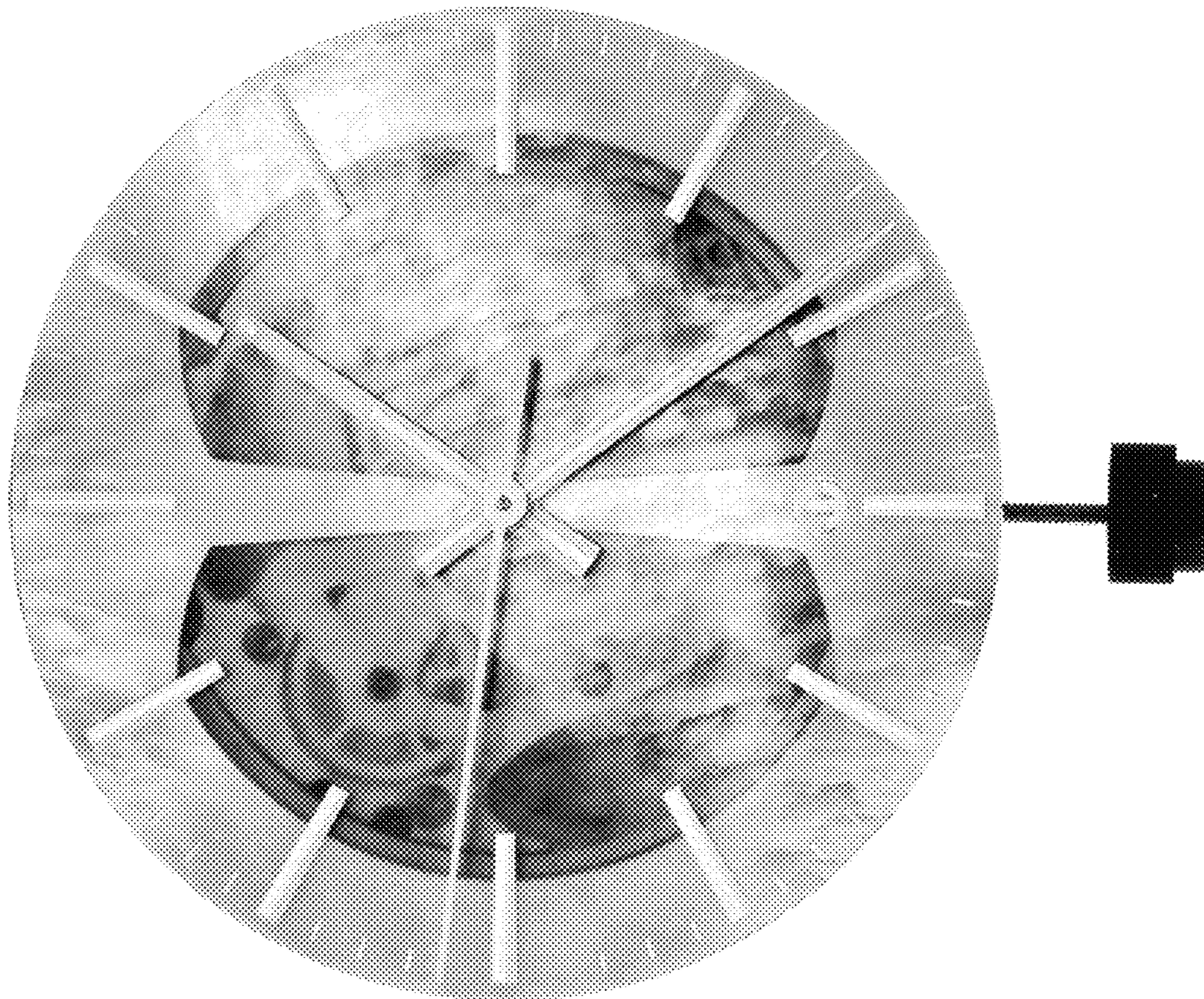


FIG. 2




FIG. 3




FIG. 4




FIG. 5

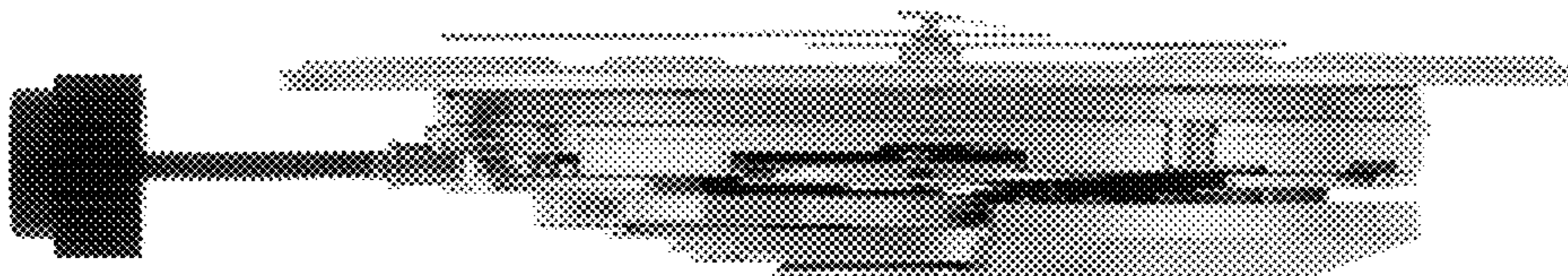


FIG. 6




FIG. 7