



US00D799338S

(12) **United States Design Patent**
Balgañon Canela et al.

(10) **Patent No.:** **US D799,338 S**
(45) **Date of Patent:** **** Oct. 10, 2017**

(54) **HUMIDIFIER BAG WITH HYGROMETER**

B32B 3/06; A51M 16/16; A51M 16/00;
A51M 16/06; A51M 16/04

(71) Applicant: **Packaging Innovation S. DE RL.**,
Ciudad de Panamá (PA)

See application file for complete search history.

(72) Inventors: **Pedro Balgañon Canela**, Ciudad de Panamá (PA); **Diego Barrero**, Ciudad de Panamá (PA)

(56) **References Cited**

(73) Assignee: **Packaging Innovation S. DE RL.**,
Ciudad de Panamá (PA)

U.S. PATENT DOCUMENTS

(**) Term: **15 Years**

D242,652 S *	12/1976	Kunkle, Jr.	128/DIG. 24
D245,539 S *	8/1977	Lindsey	D24/110
D467,170 S *	12/2002	Kinigakis	D9/709
D588,931 S *	3/2009	Kim	D9/658
D659,014 S *	5/2012	Blythe	D9/709
D764,941 S *	8/2016	Balganon Canela	D9/705

(21) Appl. No.: **29/532,603**

* cited by examiner

(22) Filed: **Jul. 8, 2015**

Primary Examiner — Abraham Bahta

(30) **Foreign Application Priority Data**

(74) *Attorney, Agent, or Firm* — Maier & Maier, PLLC

Mar. 23, 2015 (ES) 201500219

(51) **LOC (10) Cl.** **09-05**

(52) **U.S. Cl.**
USPC **D9/705**

(58) **Field of Classification Search**
USPC D9/702-714, 414-415, 417-418, 737,
D9/424, 430-433, 730-732, 756, 761;
D7/549, 553.2, 590, 602; D3/201, 203.1,
D3/203.3, 303, 202; 206/527, 4.27, 807,
206/260, 811, 103, 203, 207; 220/23.4,
220/500, 666; 229/120.02, 120.011,
229/87.06; 426/114-115, 119, 120;
222/92, 107, 215, 206

CPC B29D 5/00; B65D 33/00; B65D 33/14;
B65D 33/16; B65D 33/24; B65D 33/165;
B65D 33/01; B65D 81/00; B65D 81/02;


(57) **CLAIM**

The ornamental design for a humidifier bag with hygrometer, as shown and described.

DESCRIPTION

FIG. 1 is a front perspective view of a humidifier bag with hygrometer;
FIG. 2 is a front elevation view thereof;
FIG. 3 is a left side elevation view thereof;
FIG. 4 is a right side elevation view thereof;
FIG. 5 is a top plan view thereof;
FIG. 6 is a bottom plan view thereof; and,
FIG. 7 is a rear elevation view thereof.

1 Claim, 7 Drawing Sheets






FIG. 1

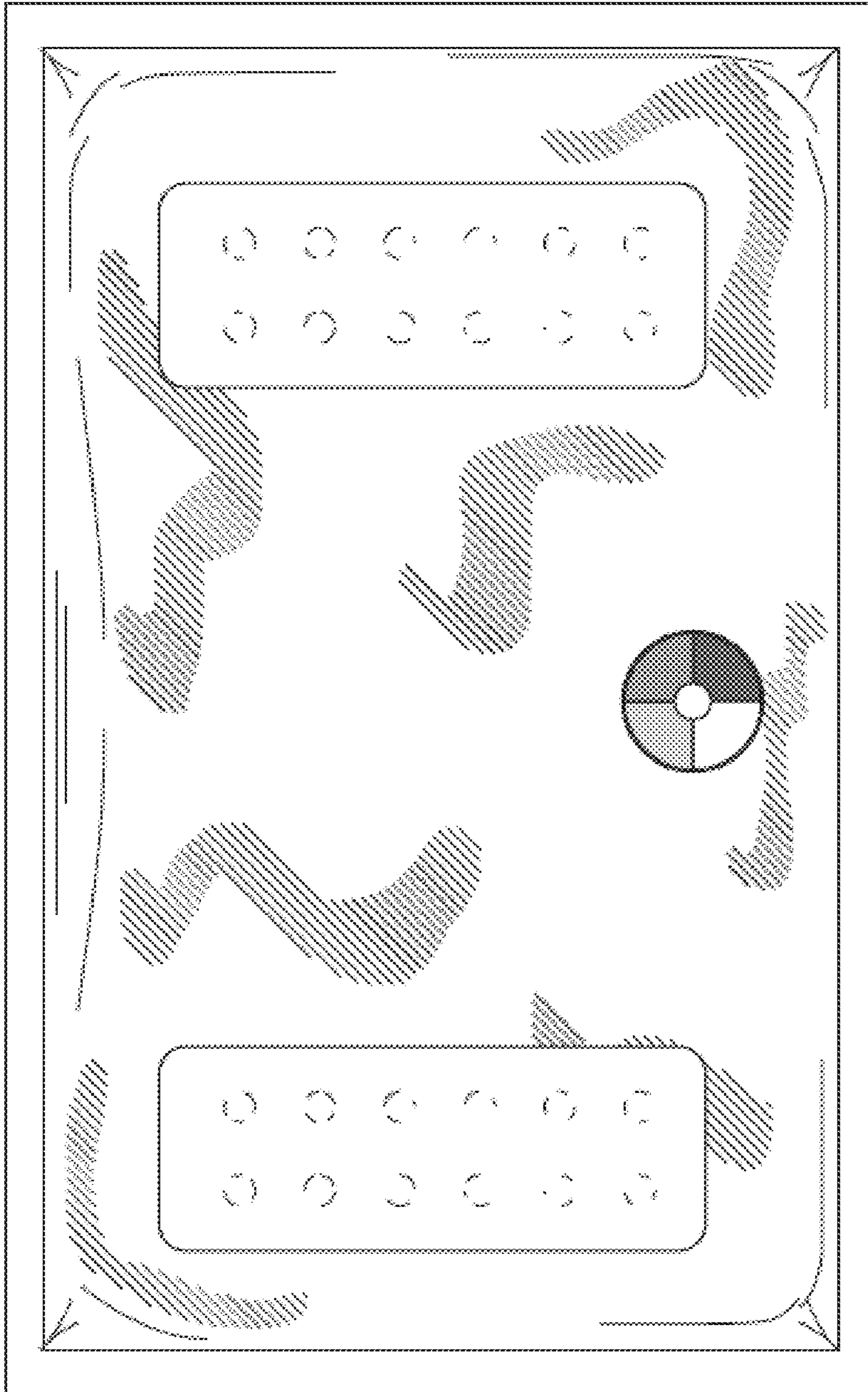


FIG. 2

FIG. 3




FIG. 4







FIG. 5

FIG. 6



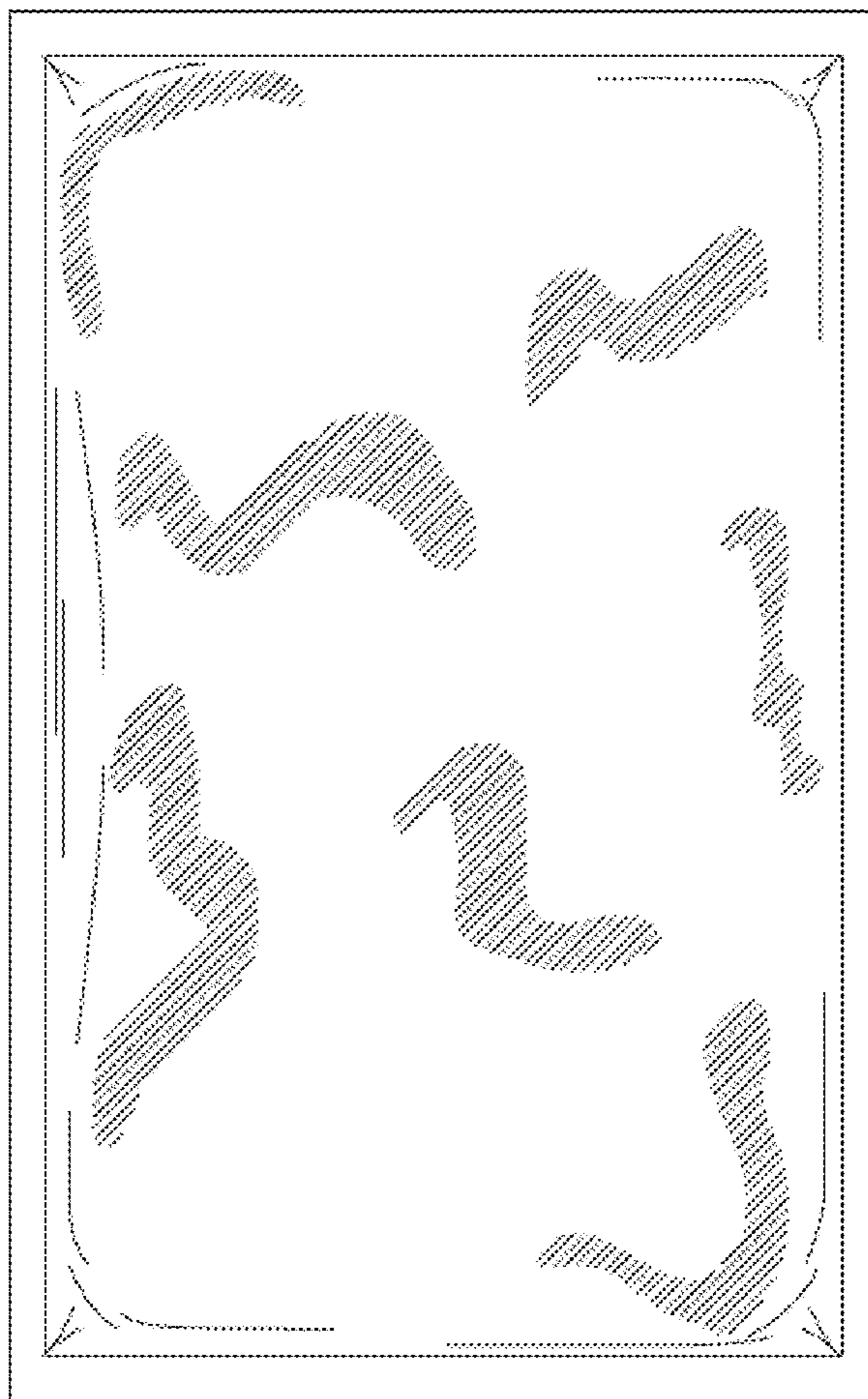


FIG. 7