



US00D799334S

(12) **United States Design Patent** (10) **Patent No.:** **US D799,334 S**
Na et al. (45) **Date of Patent:** **** Oct. 10, 2017**

(54) **BAG FOR FOOD PACKING**

(56) **References Cited**

(71) Applicant: **CJ CHEILJEDANG CORPORATION**, Seoul (KR)

U.S. PATENT DOCUMENTS

(72) Inventors: **Yoon Seok Na**, Seoul (KR); **Kang Kook Lee**, Seoul (KR); **Seung Pyo Lee**, Seoul (KR)

D414,407 S *	9/1999	Simburger	D9/431
D477,993 S *	8/2003	Lee	D9/643
D597,853 S *	8/2009	Kerr	D9/705
D678,075 S *	3/2013	Cho	D9/643
D680,873 S *	4/2013	Kim	D9/643
D680,874 S *	4/2013	Kim	D9/643
D693,230 S *	11/2013	Seo	D9/643
D694,117 S *	11/2013	Seo	D9/643
D694,119 S *	11/2013	Lee	D9/643
D727,165 S *	4/2015	Lee	D9/643
D751,412 S *	3/2016	Gang	D9/643
D764,303 S *	8/2016	Kwon	D9/643

(73) Assignee: **CJ CHEILJEDANG CORPORATION**, Jung-Gu, Seoul (KR)

(**) Term: **15 Years**

* cited by examiner

(21) Appl. No.: **29/585,375**

Primary Examiner — Sandra Morris

(22) Filed: **Nov. 23, 2016**

(74) *Attorney, Agent, or Firm* — Leydig Voit & Mayer

(30) **Foreign Application Priority Data**

(57) **CLAIM**

Jul. 29, 2016 (KR) 30-2016-0037330

The ornamental design for a bag for food packing, as shown and described.

(51) **LOC (10) Cl.** **09-01**

DESCRIPTION

(52) **U.S. Cl.**
USPC **D9/643; D9/707**

The patent or application file contains at least one drawing executed in color. Copies of this patent or patent application publication with color drawing(s) will be provided by the Office upon request and payment of the necessary fee.

(58) **Field of Classification Search**
USPC D3/270, 271.1–271.4; D7/510, 514–520, D7/599, 604, 613, 619.2, 623, 628; D9/600, 643–647, 702–713, 434–454; 206/457, 459.5, 527; 215/381–384, 400; 383/66, 88, 101, 123
CPC B65D 5/4258; B65D 81/60; B65D 81/365; B65D 81/366; B65D 81/368; B65D 2203/00; B65D 2203/02; B65D 33/00; B65D 33/04; A63H 33/16

FIG. 1 is a perspective view of a bag for food packing of the present invention.

FIG. 2 is a front elevational view thereof;

FIG. 3 is a rear elevational view thereof;

FIG. 4 is a left side elevational view thereof;

FIG. 5 is a right side elevational view thereof;

FIG. 6 is a top plan view thereof; and,

FIG. 7 is a bottom plan view thereof.

See application file for complete search history.

1 Claim, 6 Drawing Sheets
(6 of 6 Drawing Sheet(s) Filed in Color)



FIG. 1



FIG. 2



FIG. 3




FIG. 4




FIG. 5




FIG. 6



FIG. 7

