



US00D799314S

(12) **United States Design Patent** (10) **Patent No.:** **US D799,314 S**
Adams, IV (45) **Date of Patent:** **** Oct. 10, 2017**

(54) **ICICLE LIGHT CLIP**

(71) Applicant: **Adams Mfg. Corp.**, Portersville, PA (US)

(72) Inventor: **William E. Adams, IV**, Harmony, PA (US)

(73) Assignee: **Adams Mfg. Corp.**, Portersville, PA (US)

(**) Term: **15 Years**

(21) Appl. No.: **29/570,933**

(22) Filed: **Jul. 13, 2016**

(51) **LOC (10) Cl.** **08-08**

(52) **U.S. Cl.**
USPC **D8/395**

(58) **Field of Classification Search**
USPC D8/382, 384-386, 394-396, 71-74, 499, D8/354-355; D23/361, 363, 366-369; D14/447

CPC F16B 19/00; F16B 19/1081; F16B 19/08; F16B 19/008; F16B 21/075; F16L 3/127; F16L 3/13

See application file for complete search history.

(56) **References Cited**

U.S. PATENT DOCUMENTS

- D233,312 S * 10/1974 Lock D24/143
- 5,566,058 A * 10/1996 Protz, Jr. F21V 21/088
362/249.09
- 5,609,415 A 3/1997 Protz, Jr.
- 5,772,166 A 6/1998 Adams
- D422,203 S * 4/2000 Gary D8/367
- D424,418 S * 5/2000 Gary D26/138
- D427,510 S * 7/2000 Gary D26/138
- D460,912 S * 7/2002 Gary D8/395
- 6,513,772 B2 * 2/2003 Gary F16B 13/08
248/231.31
- 6,644,836 B1 * 11/2003 Adams F21V 21/08
362/145

- D494,849 S * 8/2004 Jones D8/395
- D510,018 S * 9/2005 Tognolini D8/395
- D537,330 S * 2/2007 Cox D8/395
- D538,636 S * 3/2007 Jackson D8/395
- D671,826 S * 12/2012 Adams, IV D8/395
- D675,087 S * 1/2013 Gary D8/395
- D675,509 S * 2/2013 Gary D8/395

(Continued)

FOREIGN PATENT DOCUMENTS

MX 022893-0001 * 1/2008

OTHER PUBLICATIONS

Amazon.com: Dyno Seasonal Solutions St. Nick's Choice Universal Gutter Shingle Clip, review date Nov. 18, 2013, https://www.amazon.com/Dyno-Seasonal-Solutions-Universal-Shingle/dp/B003828GJY/ref=sr_1_24?ie=UTF8&qid=1494451246&sr=8-24&keywords=gutter+light+clips, site visited May 10, 2017.*

(Continued)

Primary Examiner — John Windmuller
Assistant Examiner — John R Yeh
(74) *Attorney, Agent, or Firm* — Buchanan Ingersoll & Rooney PC

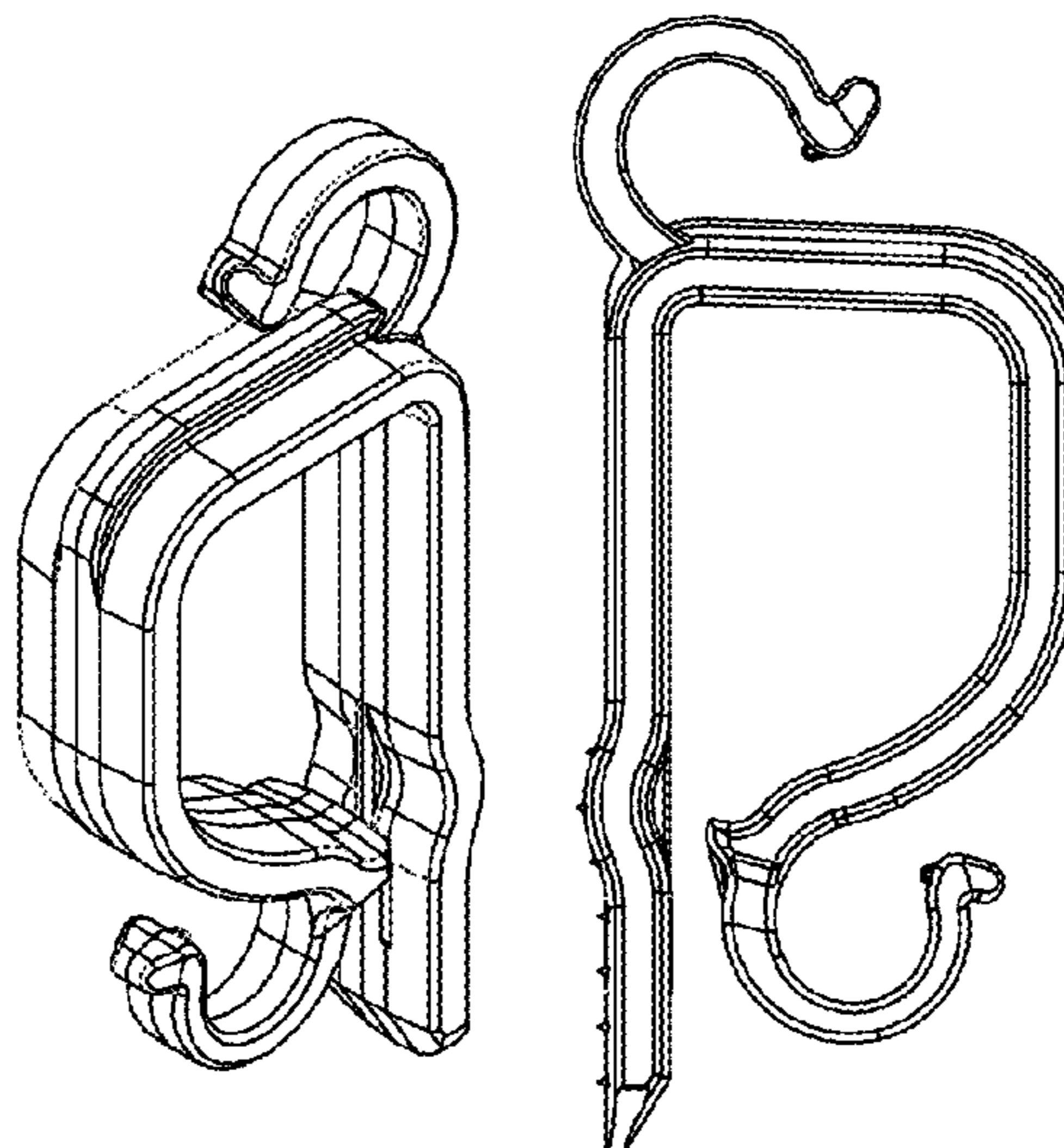
(57) **CLAIM**

The ornamental design for an icicle light clip, as shown and described.

DESCRIPTION

FIG. 1 is a perspective view of my icicle light clip, FIG. 2 is a top view thereof, FIG. 3 is a left side view thereof; FIG. 4 is a rear view thereof; FIG. 5 is a right side view thereof; FIG. 6 is a front view thereof; and, FIG. 7 is a bottom view thereof. The broken lines in the figures represent features of the icicle light clip which form no part of the claimed design.

1 Claim, 2 Drawing Sheets



(56)

References Cited

U.S. PATENT DOCUMENTS

D675,510 S * 2/2013 Gary D8/395
D696,105 S * 12/2013 Devilliers D8/395
8,888,337 B2 11/2014 Adams, IV et al.
D756,764 S * 5/2016 Limber D8/395
2005/0017144 A1 * 1/2005 Jackson A47F 5/0846
248/309.1
2013/0148366 A1 * 6/2013 Adams, IV F21V 21/088
362/396

OTHER PUBLICATIONS

Icicle Light Clips Christmas Lights Central website copyright 2014,
site visited May 10, 2017, <http://www.christmaslightscentral.com/icicle-clips>.*

100 Pack of Gutter Clip for Icicle, Noveltylights.com, review date
2017, <http://www.noveltylights.com/gutter-and-shingle-clip-for-c7-c9-icicle-and-mini-lights>, [site visited May 10, 2017 5:35:45 PM].*

* cited by examiner

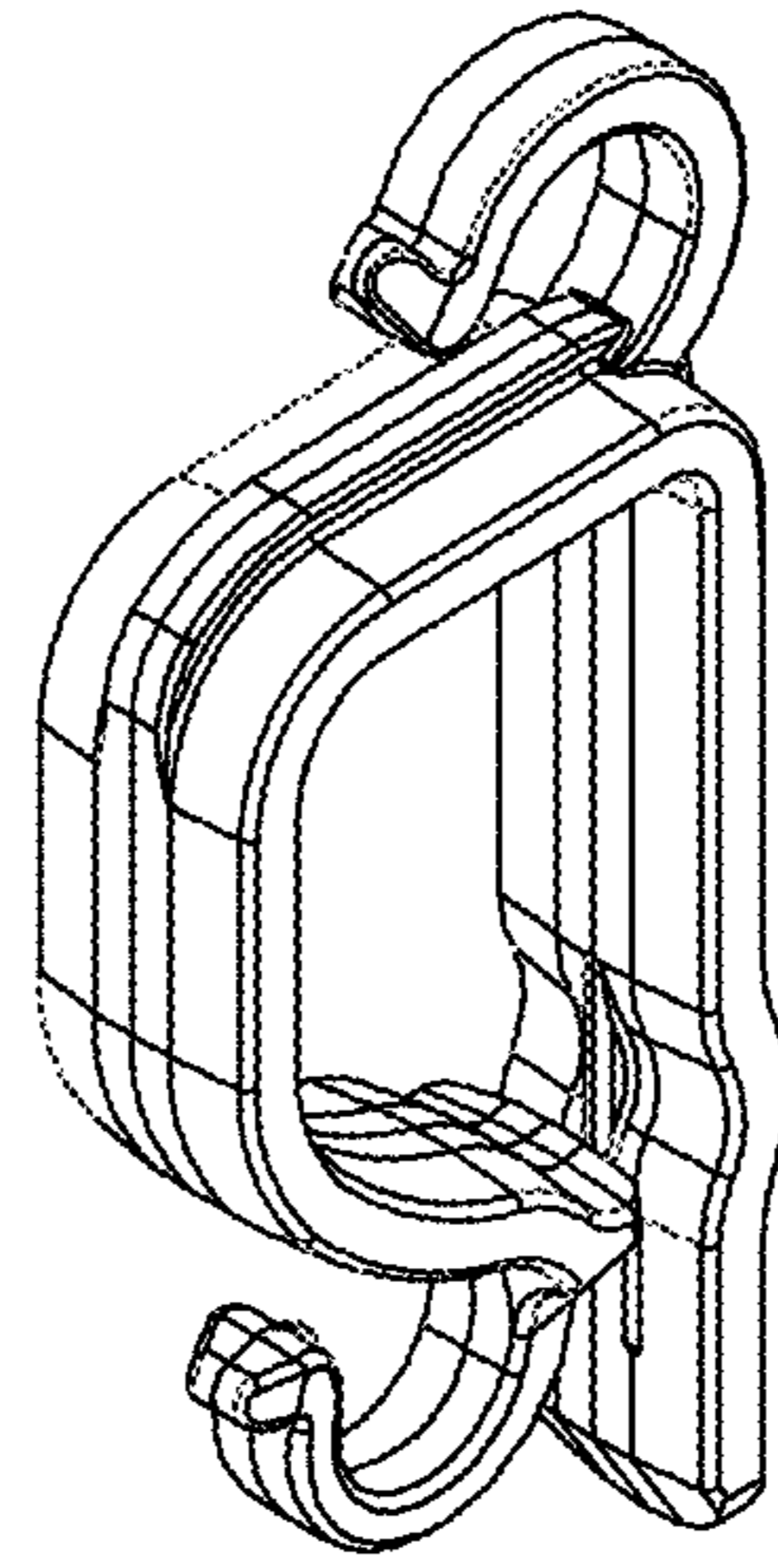


Fig. 1

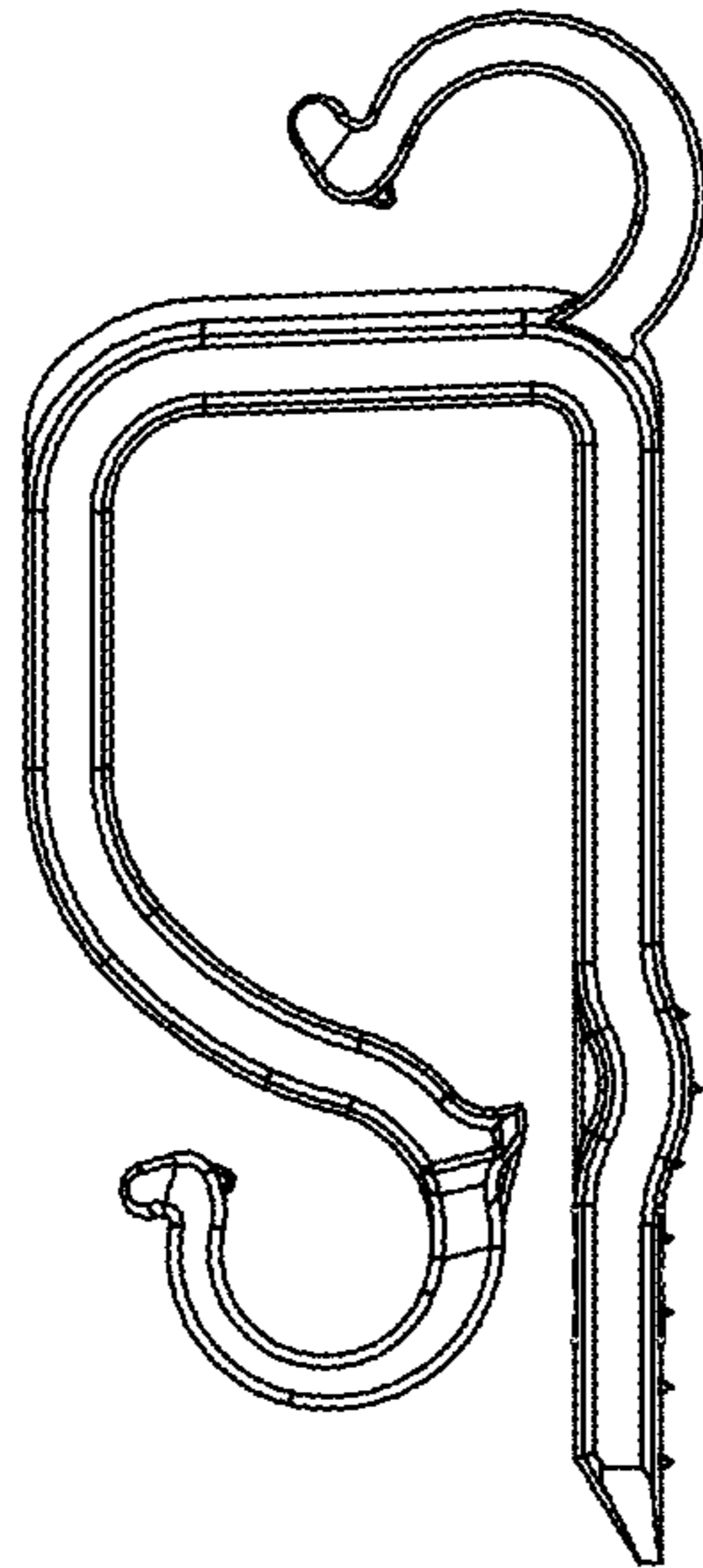


Fig. 3

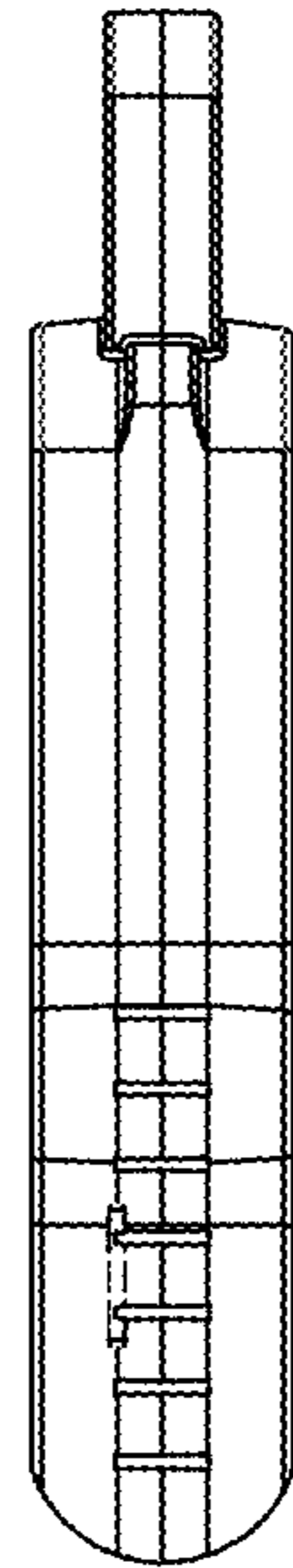


Fig. 4

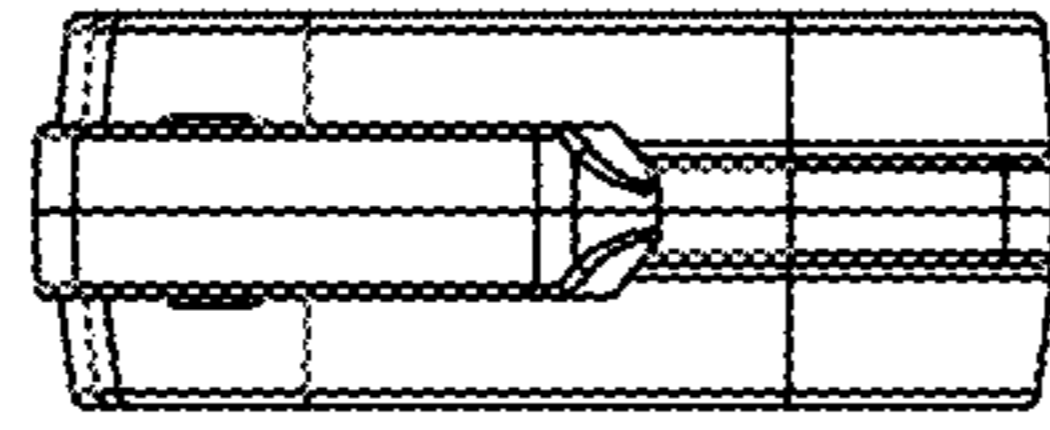


Fig. 2

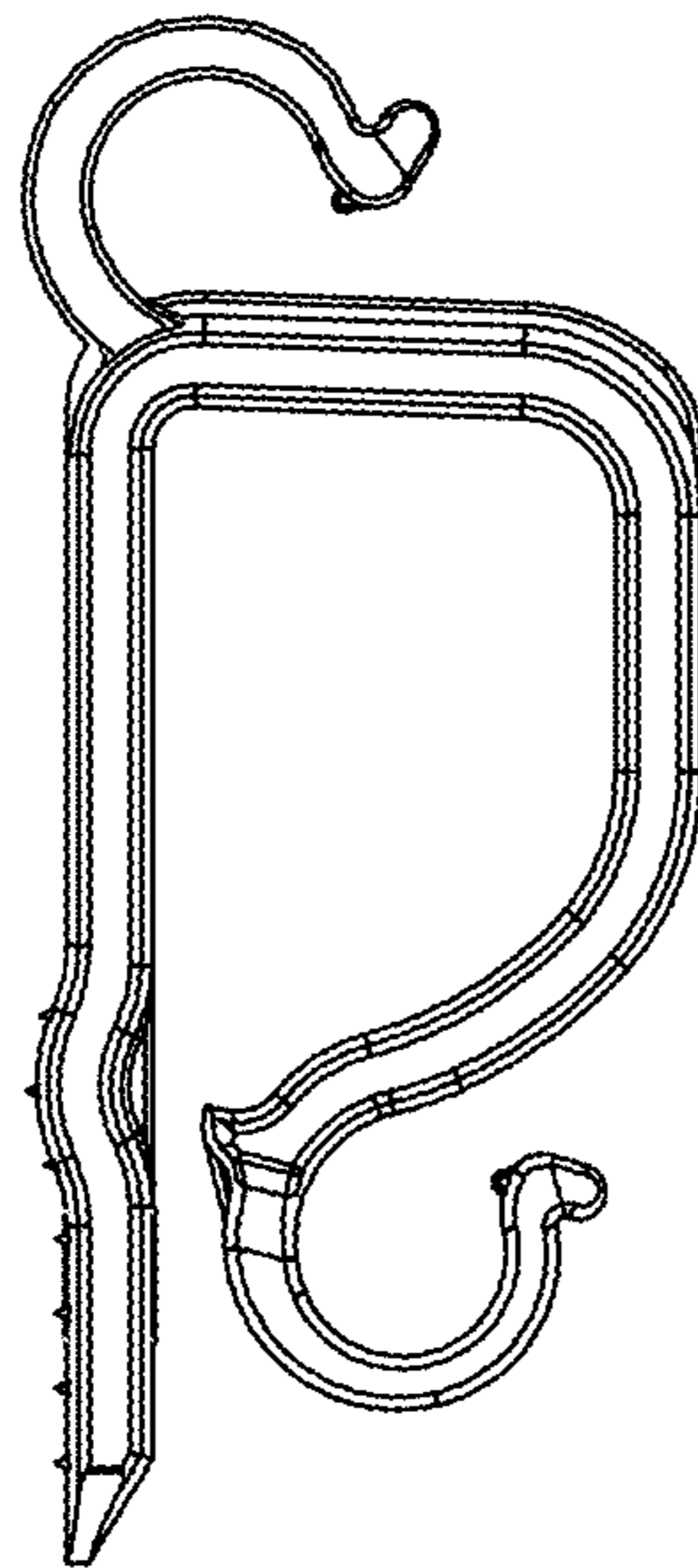


Fig. 5

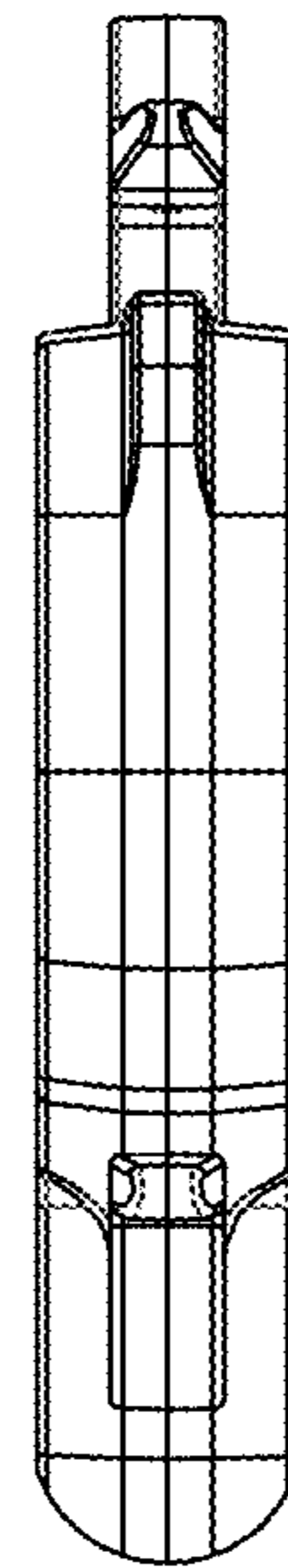


Fig. 6

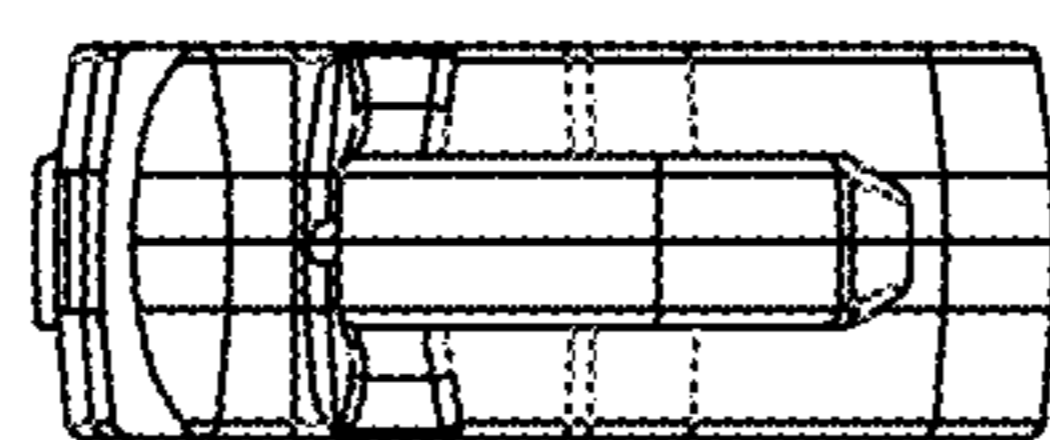


Fig. 7