



US00D799271S

(12) **United States Design Patent** (10) **Patent No.:** **US D799,271 S**  
**Pogue et al.** (45) **Date of Patent:** **\*\* Oct. 10, 2017**

(54) **BOTTLE** 6,206,223 B1 \* 3/2001 Wicker ..... B65D 81/3879  
 220/375  
 (71) Applicants: **Stephanie Pogue**, Del Mar, CA (US); D618,508 S \* 6/2010 George ..... D7/319  
**Myfanwy Bradbury**, San Clemente, D678,729 S \* 3/2013 Peeters ..... D7/608  
 CA (US) D776,487 S \* 1/2017 Peeters ..... D7/608  
 D786,620 S \* 5/2017 Nickley ..... D7/511  
 (72) Inventors: **Stephanie Pogue**, Del Mar, CA (US); 2003/0209511 A1 \* 11/2003 Guyot ..... B65D 47/06  
**Myfanwy Bradbury**, San Clemente, 215/253  
 CA (US) 2016/0159538 A1 \* 6/2016 Michie ..... A45F 3/16  
 215/306

(\*\*) Term: **15 Years**

(21) Appl. No.: **29/573,789**

(22) Filed: **Aug. 9, 2016**

(51) **LOC (10) Cl.** ..... **07-01**

(52) **U.S. Cl.**  
USPC ..... **D7/510; D7/511; D7/533; D9/503**

(58) **Field of Classification Search**  
 USPC ..... D7/507, 509, 510, 511, 523, 529, 530,  
 D7/531, 532, 533, 534, 535, 536, 608,  
 D7/392.1, 396.2, 396.4, 387, 394, 515,  
 D7/554.2, 543, 546, 300.1; D9/434, 450,  
 D9/531, 503, 504; D10/46.2; D24/197,  
 D24/199, 122; 220/592.16, 592.17;  
 D3/202; 222/461, 146.5, 481  
 CPC ..... A47G 19/22; A47G 19/2205; A47G  
 19/2227; A47G 19/2266; A47F 3/16;  
 B65D 47/066

See application file for complete search history.

(56) **References Cited**

**U.S. PATENT DOCUMENTS**

691,613 A \* 1/1902 Doyle ..... F25D 3/08  
 220/304  
 6,039,207 A \* 3/2000 Adamek ..... B65D 81/3879  
 215/303

**OTHER PUBLICATIONS**

<http://www.instructables.com/id/Nalgene-Cap-Paracord-Fix/> Jan. 19, 2016 by rstupplebeen.\*

\* cited by examiner

*Primary Examiner* — Marianne Pandozzi

*Assistant Examiner* — Jae Liang

(74) *Attorney, Agent, or Firm* — Eric Hanscom


(57) **CLAIM**

The ornamental design for a bottle, as shown and described.

**DESCRIPTION**

FIG. 1 is a perspective view of a bottle showing our new design;  
 FIG. 2 is a front view thereof;  
 FIG. 3 is a rear view thereof;  
 FIG. 4 is a left-side view thereof;  
 FIG. 5 is a right-side view thereof;  
 FIG. 6 is a top view thereof;  
 FIG. 7 is a bottom view thereof; and,  
 FIG. 8 is a perspective view thereof in its opened position.

**1 Claim, 8 Drawing Sheets**



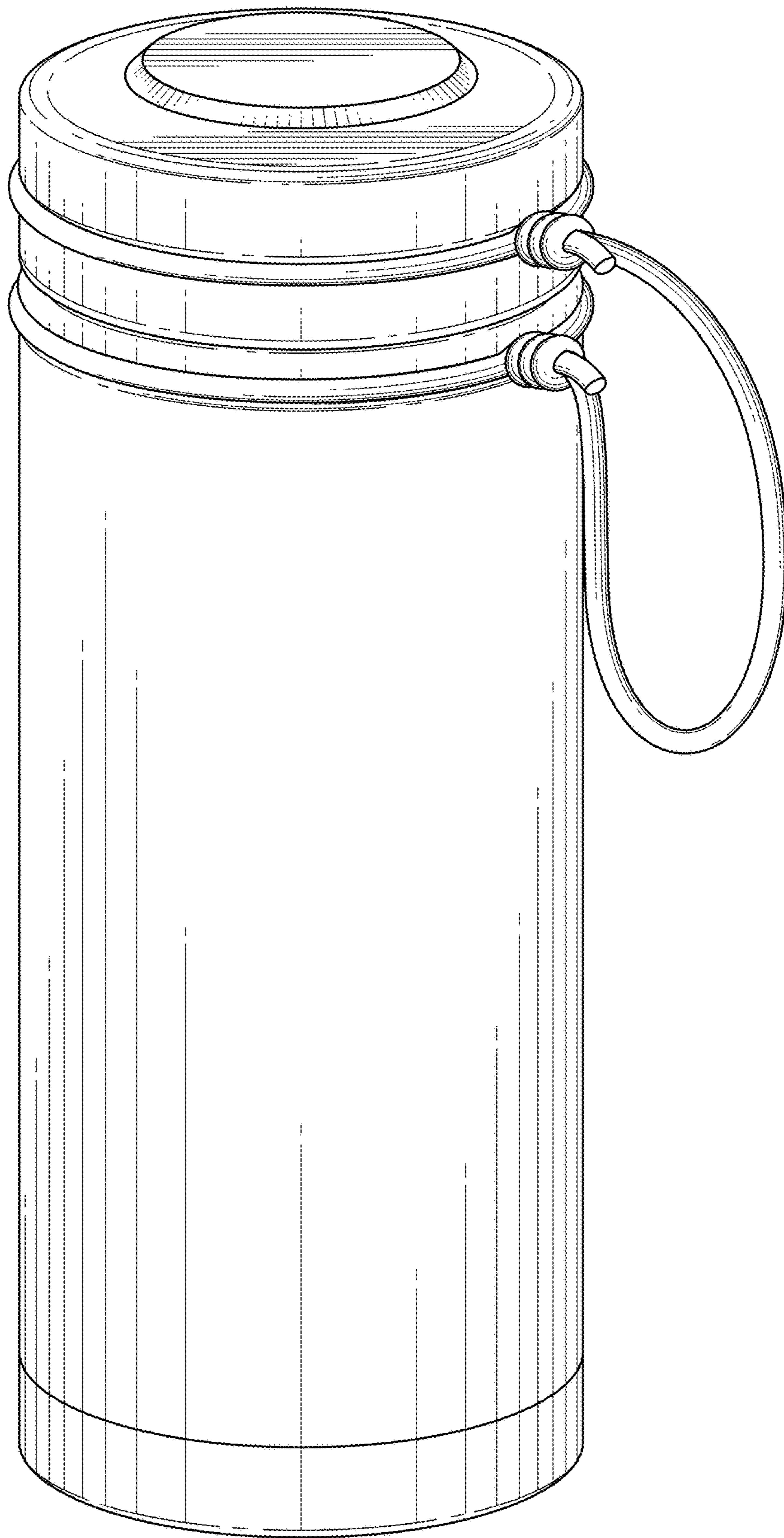


FIG. 1

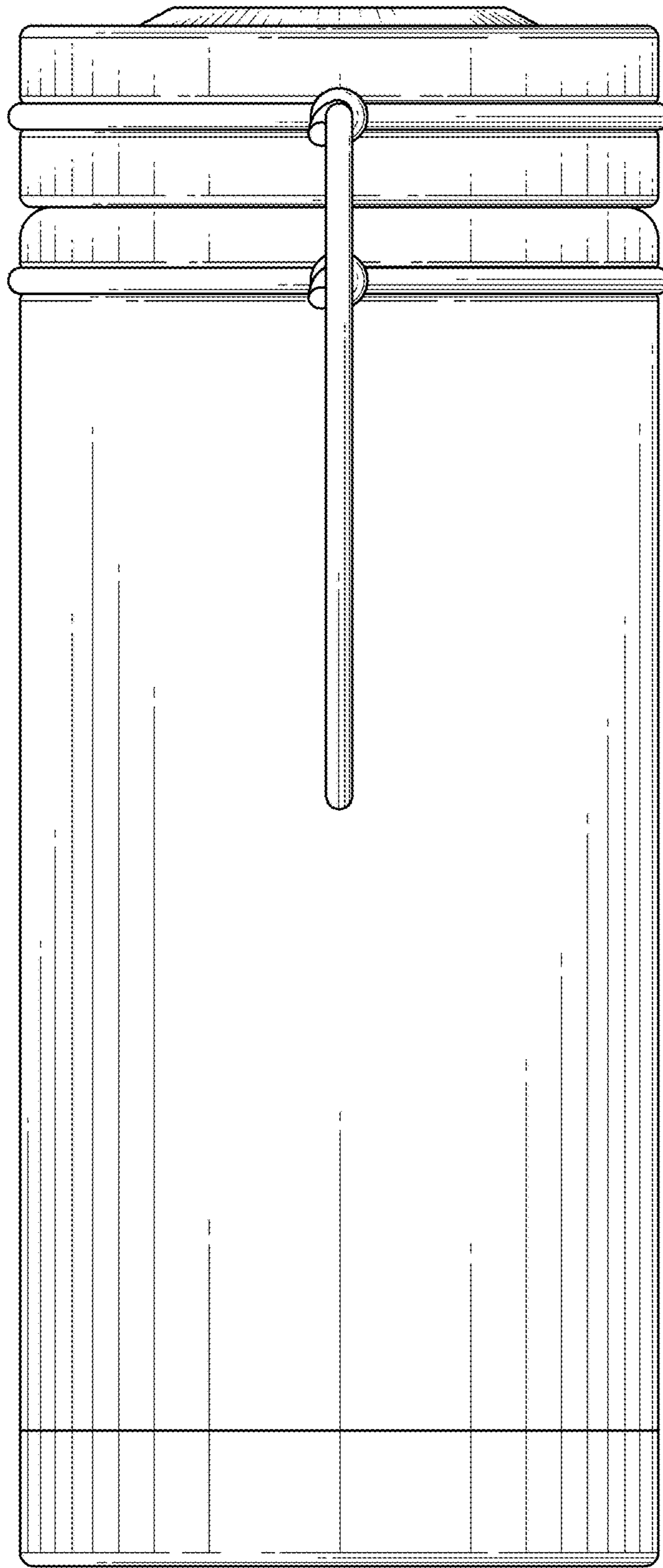


FIG. 2




FIG. 3

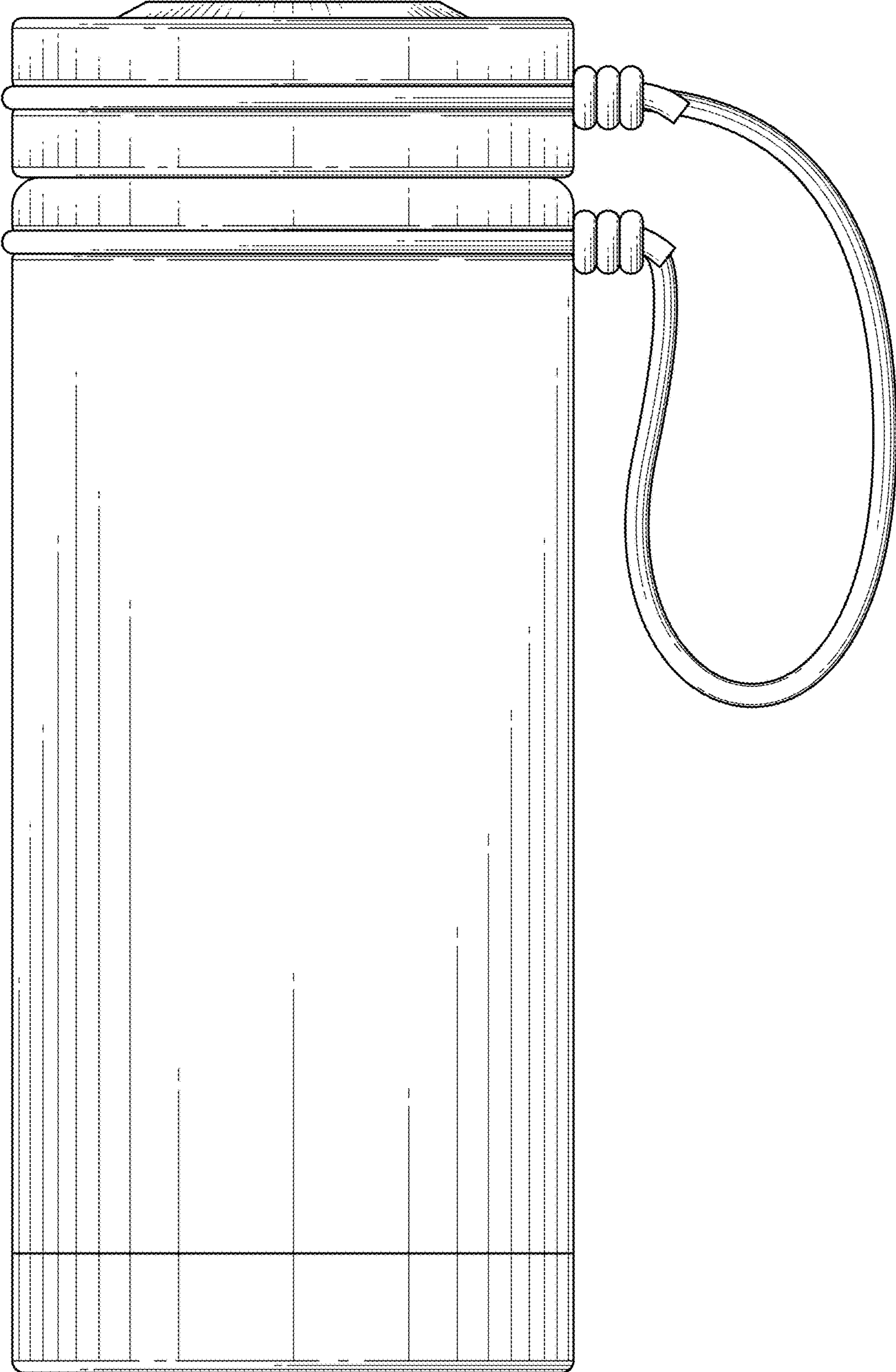


FIG. 4

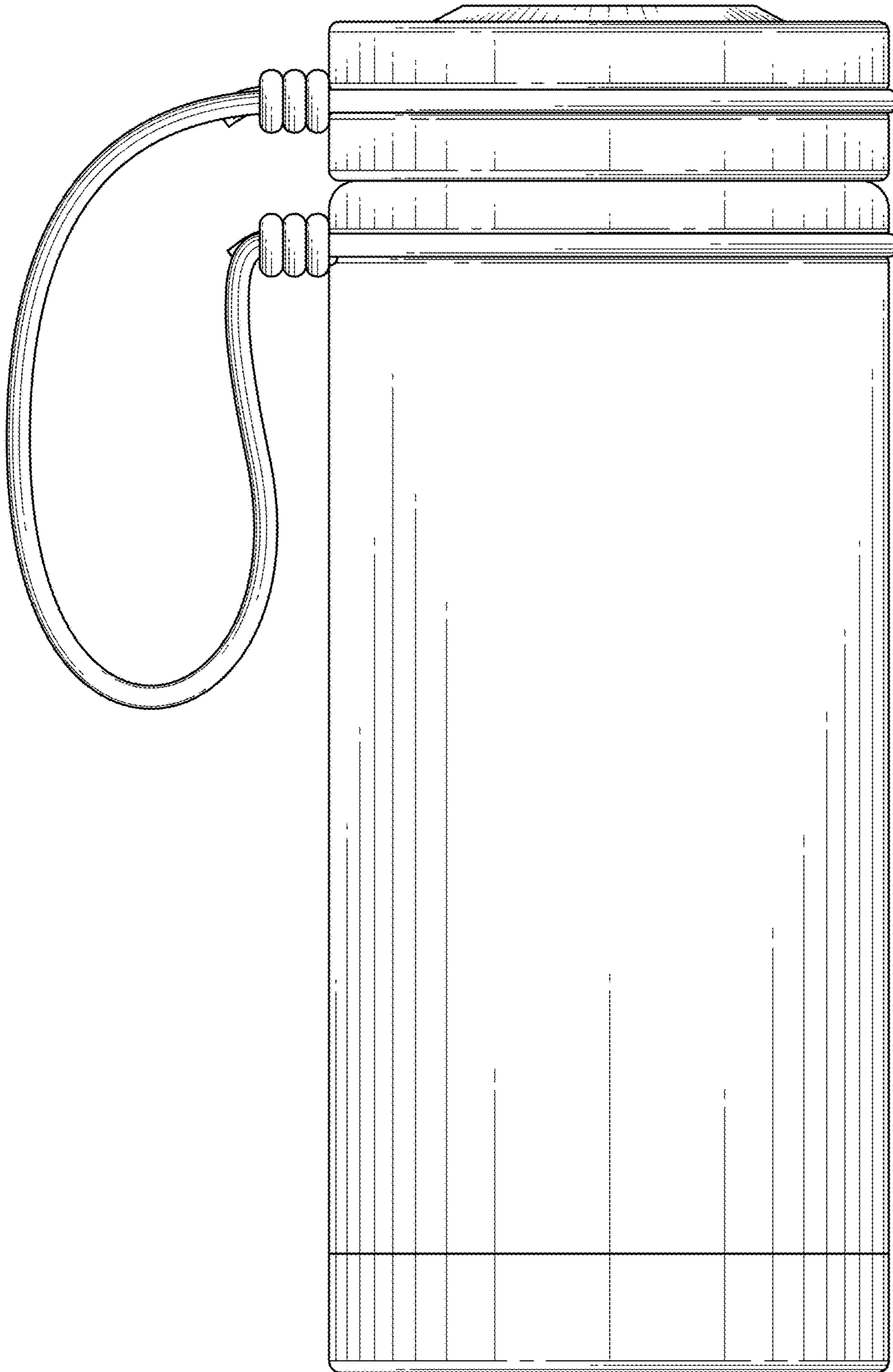
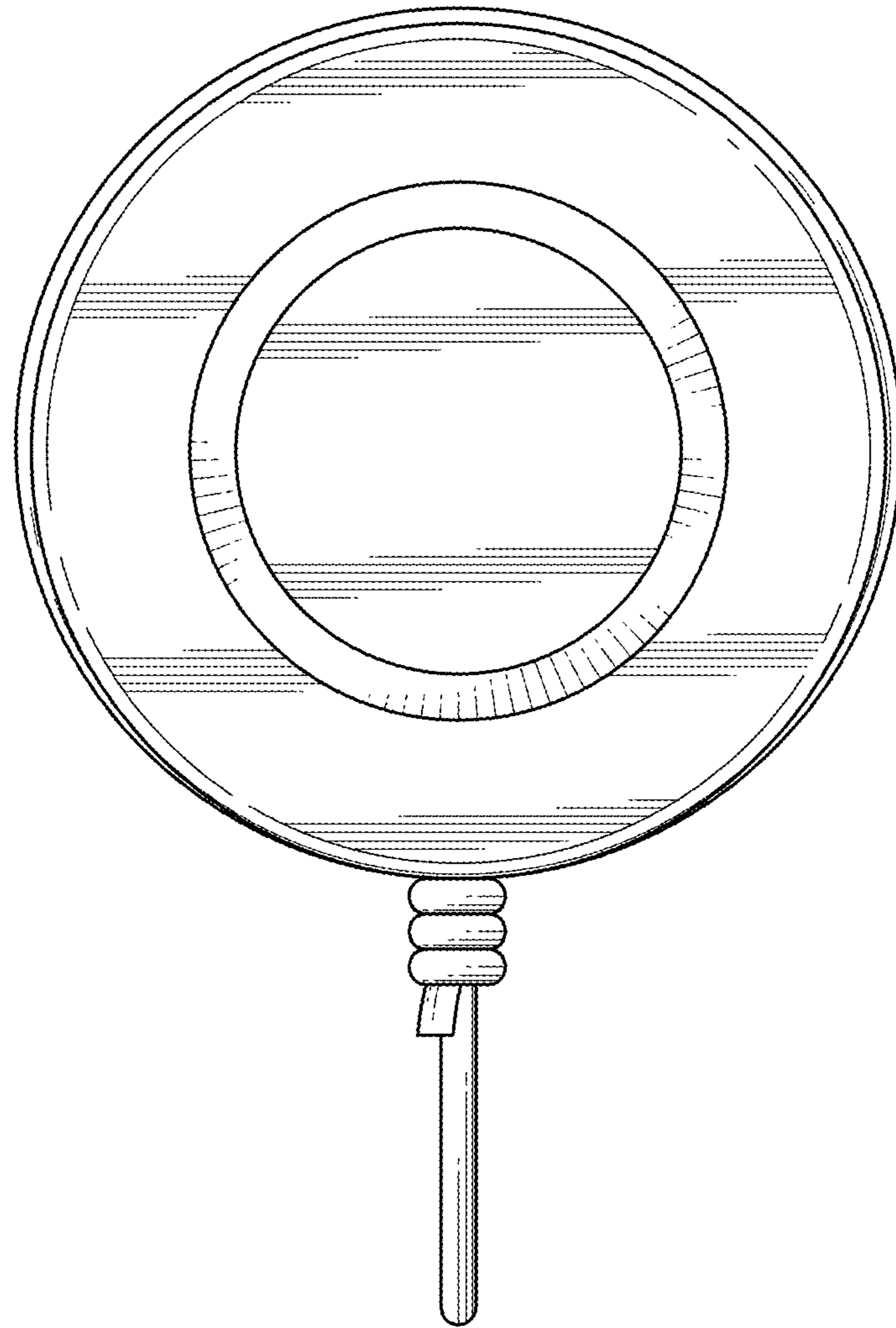


FIG. 5



*FIG. 6*

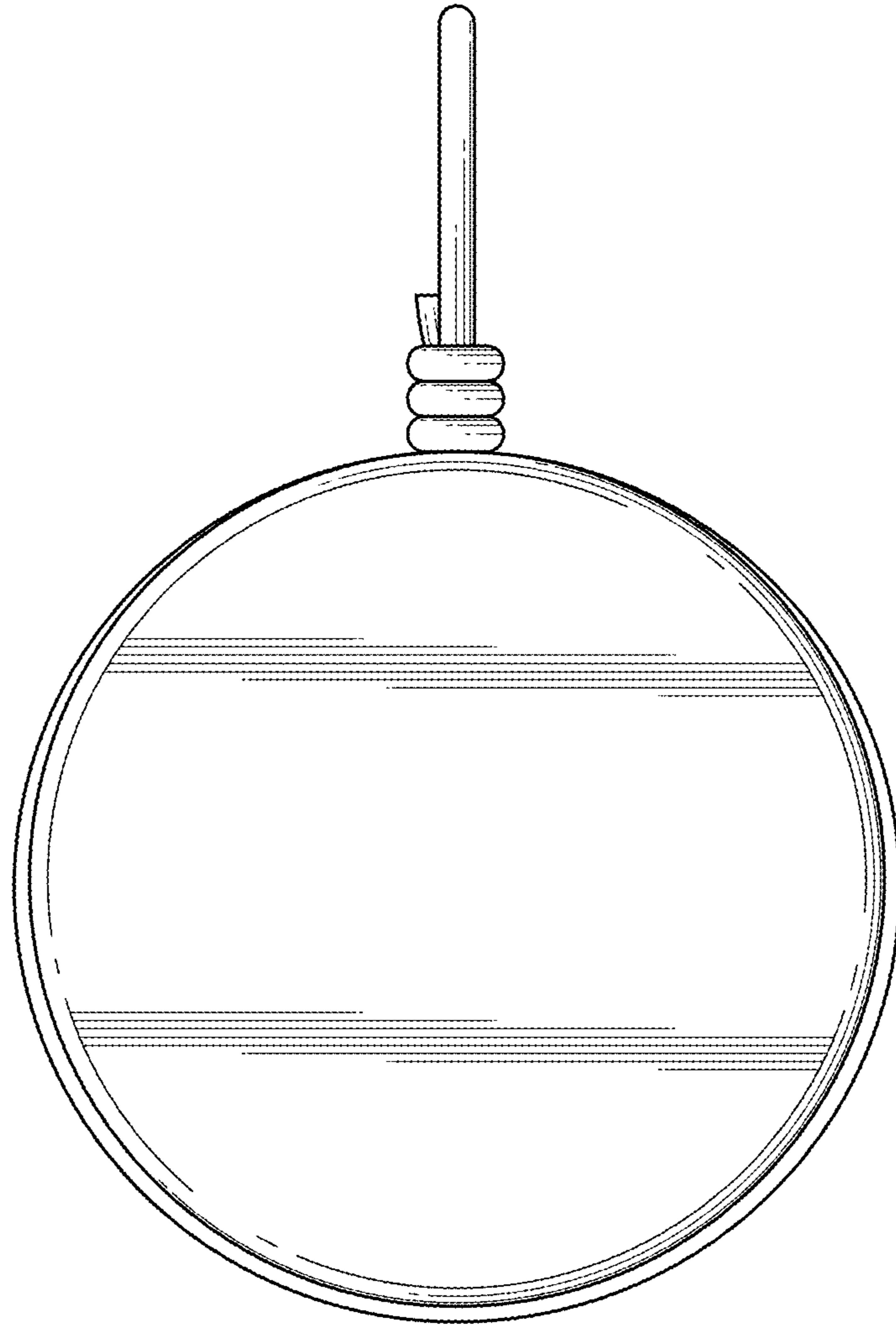


FIG. 7



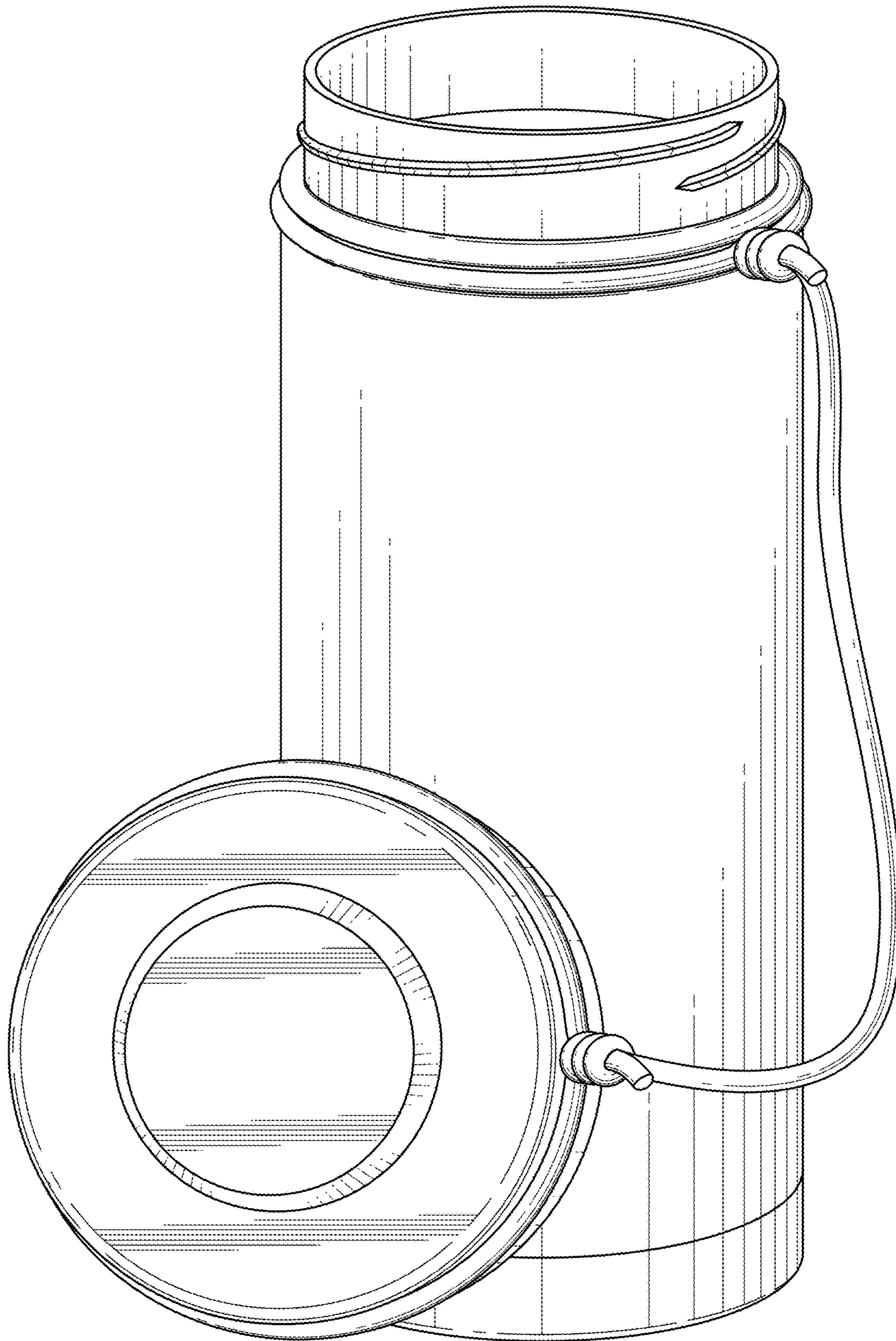


FIG. 8