



US00D799264S

(12) **United States Design Patent** (10) **Patent No.:** **US D799,264 S**  
**Lira-Nunez** (45) **Date of Patent:** **\*\* Oct. 10, 2017**

(54) **GRILL SHROUD**

(71) Applicant: **Carmen O. Lira-Nunez**, Downers Grove, IL (US)

(72) Inventor: **Carmen O. Lira-Nunez**, Downers Grove, IL (US)

(73) Assignee: **Weber-Stephen Products LLC**, Palatine, IL (US)

(\*\*) Term: **15 Years**

(21) Appl. No.: **29/555,517**

(22) Filed: **Feb. 23, 2016**

**Related U.S. Application Data**

(63) Continuation of application No. 29/552,652, filed on Jan. 25, 2016.

(51) **LOC (10) Cl.** ..... **07-02**

(52) **U.S. Cl.**  
USPC ..... **D7/402**

(58) **Field of Classification Search**

USPC ..... D7/323-337, 402-407, 362, 416, 417, D7/357, 408; 126/25 R, 9 R; D23/343, D23/415, 350, 348, 403, 409, 416, 418, D23/419; D22/112; D26/8  
CPC ..... A47J 33/00; A47J 37/04; A47J 37/041; A47J 37/07-37/0713; A47J 37/0731; A47J 37/074; A47J 37/0781; A47J 2037/0777; A47J 37/0786; A47J 37/079; A47J 36/26; A47J 36/36; F24B 1/02; F24B 1/022; F24B 1/18; F24B 1/182; F24B 1/202; F24B 1/181; F24C 3/14; F24C 1/16; F24C 15/10; F23D 14/00-14/10; F23D 91/00; B05B 17/08

See application file for complete search history.

(56) **References Cited**

U.S. PATENT DOCUMENTS

D461,359 S	8/2002	Coleman	
D470,357 S	2/2003	Home	
D471,057 S	3/2003	Chung	
D483,983 S	12/2003	Harrod	
D491,414 S *	6/2004	Nichols	D7/402
D494,413 S *	8/2004	Joss	D7/402
D521,308 S	5/2006	Tseng	

(Continued)

OTHER PUBLICATIONS

Photographs of grill manufactured in 2005 by Chinese entity Perfect Glo.

(Continued)

*Primary Examiner* — Susan Bennett Hattan

*Assistant Examiner* — Brett Miller

(74) *Attorney, Agent, or Firm* — Vitale Vickrey Niro & Gasey

(57) **CLAIM**

The ornamental design for a grill shroud, as shown and described in the following Figures.

**DESCRIPTION**

FIG. 1 is a perspective view of a grill shroud of the present invention.

FIG. 2 is a front view of the grill shroud of the present invention.

FIG. 3 is a right side view of the grill shroud of the present invention.

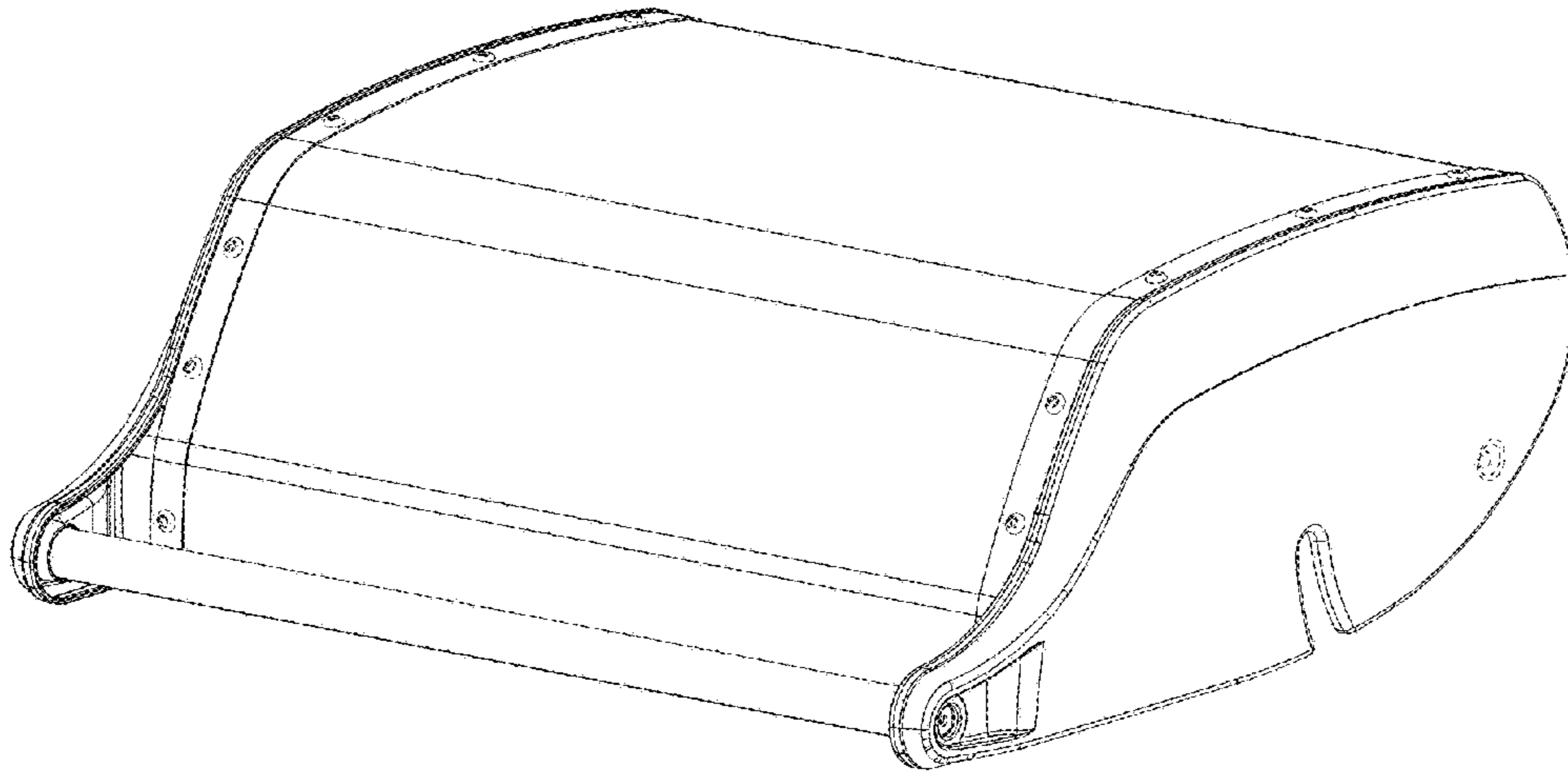
FIG. 4 is a left side view of the grill shroud of the present invention.

FIG. 5 is a top view of the grill shroud of the present invention; and,

FIG. 6 is a back view of the grill shroud of the present invention.

The broken lines shown in the Figures depict unclaimed portions of the grill shroud and form no part of the claimed design.

**1 Claim, 5 Drawing Sheets**



(56)

**References Cited**

U.S. PATENT DOCUMENTS

D528,349 S \* 9/2006 Chung ..... D7/334  
D551,499 S 9/2007 Bruno  
D557,068 S \* 12/2007 Lee ..... D7/402  
D557,557 S \* 12/2007 Chau ..... D7/402  
D560,953 S 2/2008 Bruno  
D564,834 S 3/2008 Bruno  
D609,045 S 2/2010 Bruno  
D638,261 S \* 5/2011 Schroeter ..... D7/402  
D651,455 S \* 1/2012 Lee ..... D7/402  
D694,568 S \* 12/2013 Alden ..... D7/334  
RE44,770 E \* 2/2014 Nichols ..... D7/402  
D709,725 S \* 7/2014 Golsch ..... D7/334  
2006/0054156 A1 \* 3/2006 Zelek ..... A47J 37/0704  
126/25 R

OTHER PUBLICATIONS

Sears 2013 Simply Outdoors Catalog, pp. 62-64, Kenmore Elite 500 Series gas grill.  
Sears Owner's Manual for Kenmore Elite Liquid Propane Gas Grill Model 141.16680, dated Dec. 16, 2002.  
Blue Rhino Global Sourcing Owner's Manual for UniFlame Outdoor LP Gas Barbecue Grill Model No. NSG3902D, dated 2005.

\* cited by examiner

Fig. 1

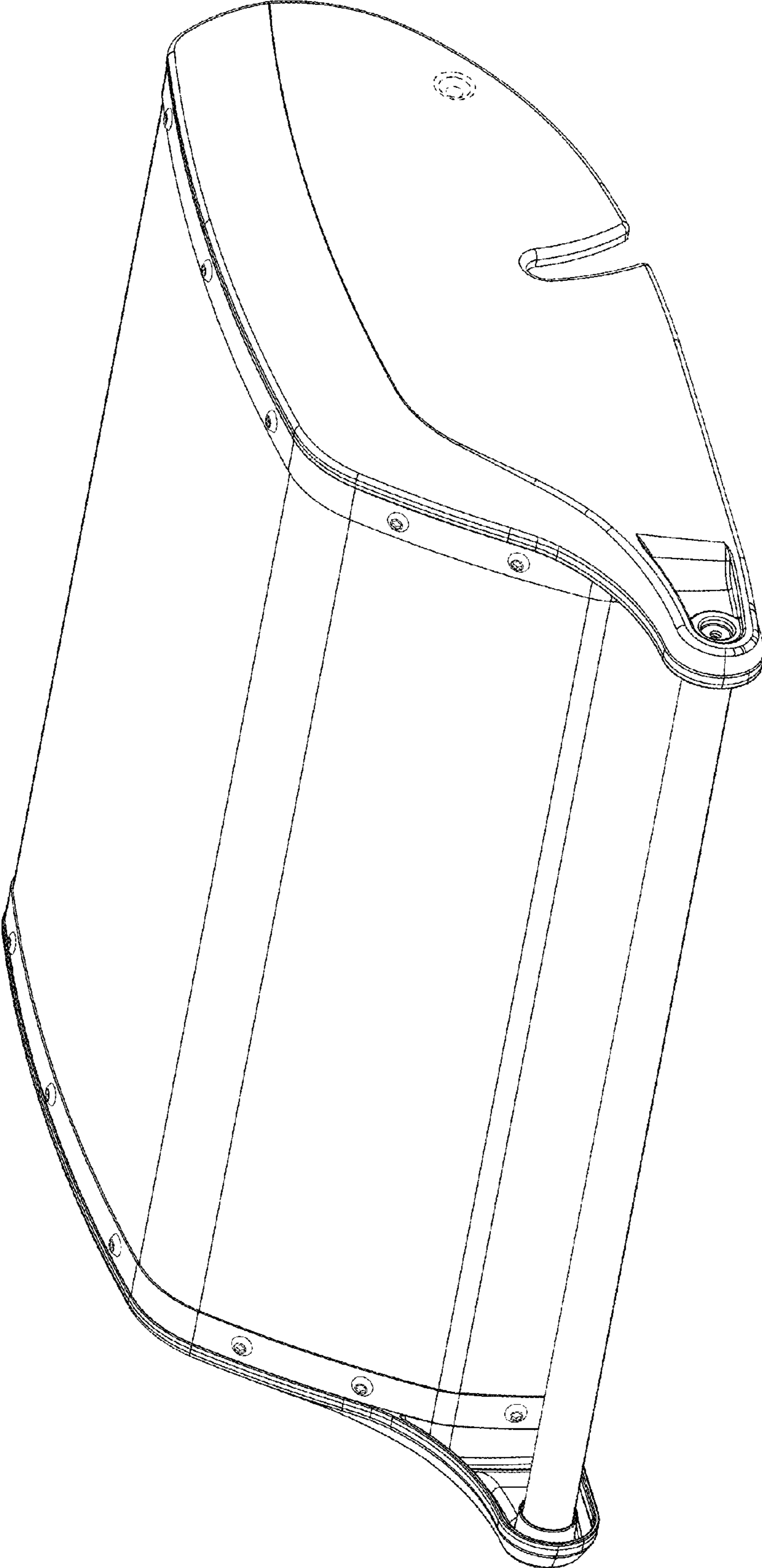


Fig. 2




Fig. 3

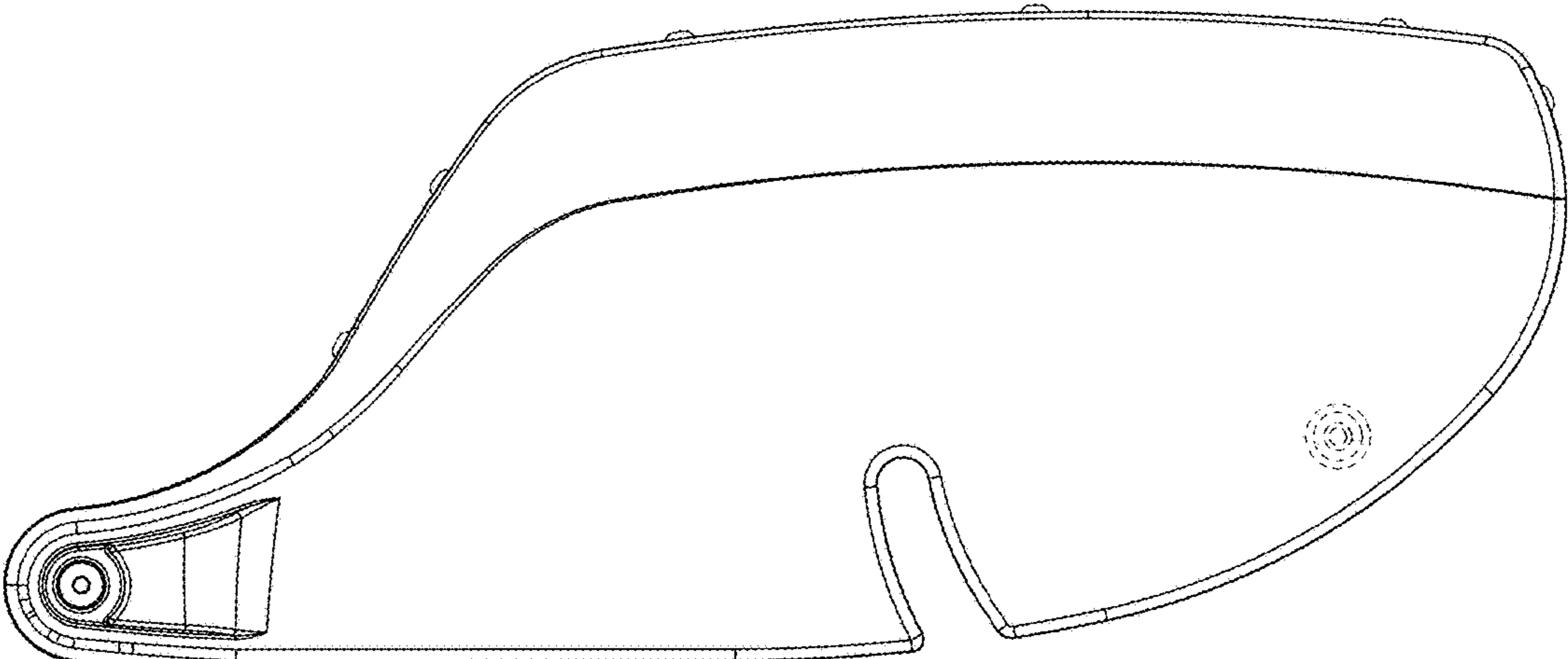
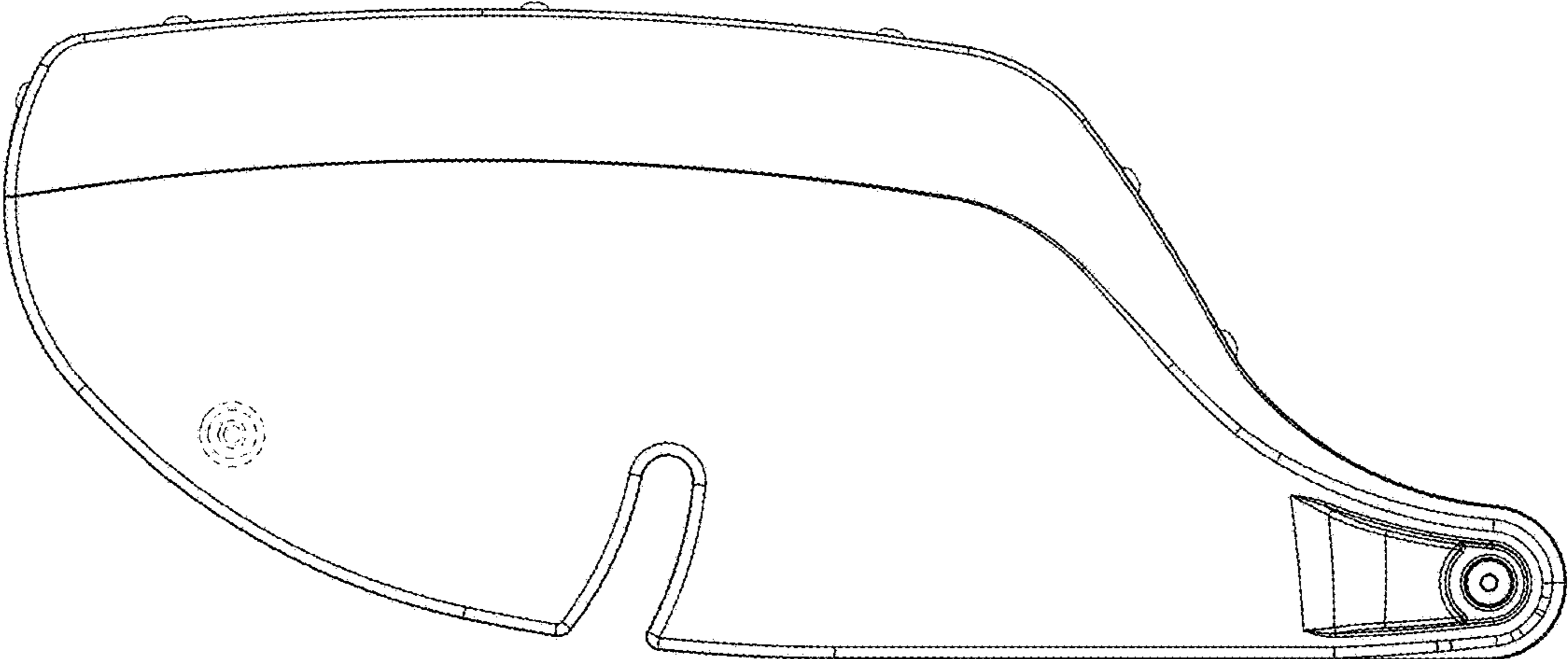


Fig. 4






Fig. 5

Fig. 6

