



US00D799239S

(12) **United States Design Patent**
Wall

(10) **Patent No.:** **US D799,239 S**

(45) **Date of Patent:** **** Oct. 10, 2017**

(54) **PEGBOARD**

(71) Applicant: **Francis Wall**, Denmark, WI (US)

(72) Inventor: **Francis Wall**, Denmark, WI (US)

(73) Assignee: **Francis Wall**, Denmark, WI (US)

(**) Term: **15 Years**

(21) Appl. No.: **29/567,215**

(22) Filed: **Jun. 7, 2016**

Related U.S. Application Data

(62) Division of application No. 29/518,899, filed on Feb. 27, 2015, now Pat. No. Des. 771,409.

(51) **LOC (10) Cl.** **06-04**

(52) **U.S. Cl.**
USPC **D6/553**

(58) **Field of Classification Search**
USPC D6/553, 566, 571, 572; D25/58, 138,
D25/153, 156, 152, 155; 211/87.01,
211/90.04; 248/220.31; D8/21-28
CPC .. A47K 1/09; F16B 2/06; F16B 21/02; F16M
13/02; F16M 11/041; F16M 13/00
See application file for complete search history.

(56) **References Cited**

U.S. PATENT DOCUMENTS

3,255,987 A 6/1966 Gatch
3,407,454 A 10/1968 Myatt
3,443,783 A 5/1969 Fisher

3,800,369 A 4/1974 Nikolits et al.
4,527,760 A 7/1985 Salacuse
D499,195 S 11/2004 Winig et al.
7,357,669 B2 4/2008 Gabet
D755,592 S * 5/2016 Bullard D8/17

* cited by examiner

Primary Examiner — Wan Laymon

Assistant Examiner — Mark Booker

(74) *Attorney, Agent, or Firm* — Andrus Intellectual
Property Law, LLP

(57) **CLAIM**

The ornamental design for a pegboard, as shown and described.

DESCRIPTION

FIG. 1 is a perspective view of a pegboard according to the invention;
FIG. 2 is a front view of the invention shown in FIG. 1;
FIG. 3 is a bottom view of the invention shown in FIG. 1;
FIG. 4 is a top view of the invention shown in FIG. 1;
FIG. 5 is a right side view of the invention shown in FIG. 1;
FIG. 6 is a left side view of the invention shown in FIG. 1;
and,
FIG. 7 is a rear view of the invention shown in FIG. 1.
The dash-dot-dash-dot broken line showing immediately adjacent the shaded areas represents boundaries to the claimed design and forms no part of the claimed design. The dash-dash-dash-dash broken lines shown in the figures represent portions of the pegboard that form no part of the claimed design.

1 Claim, 4 Drawing Sheets

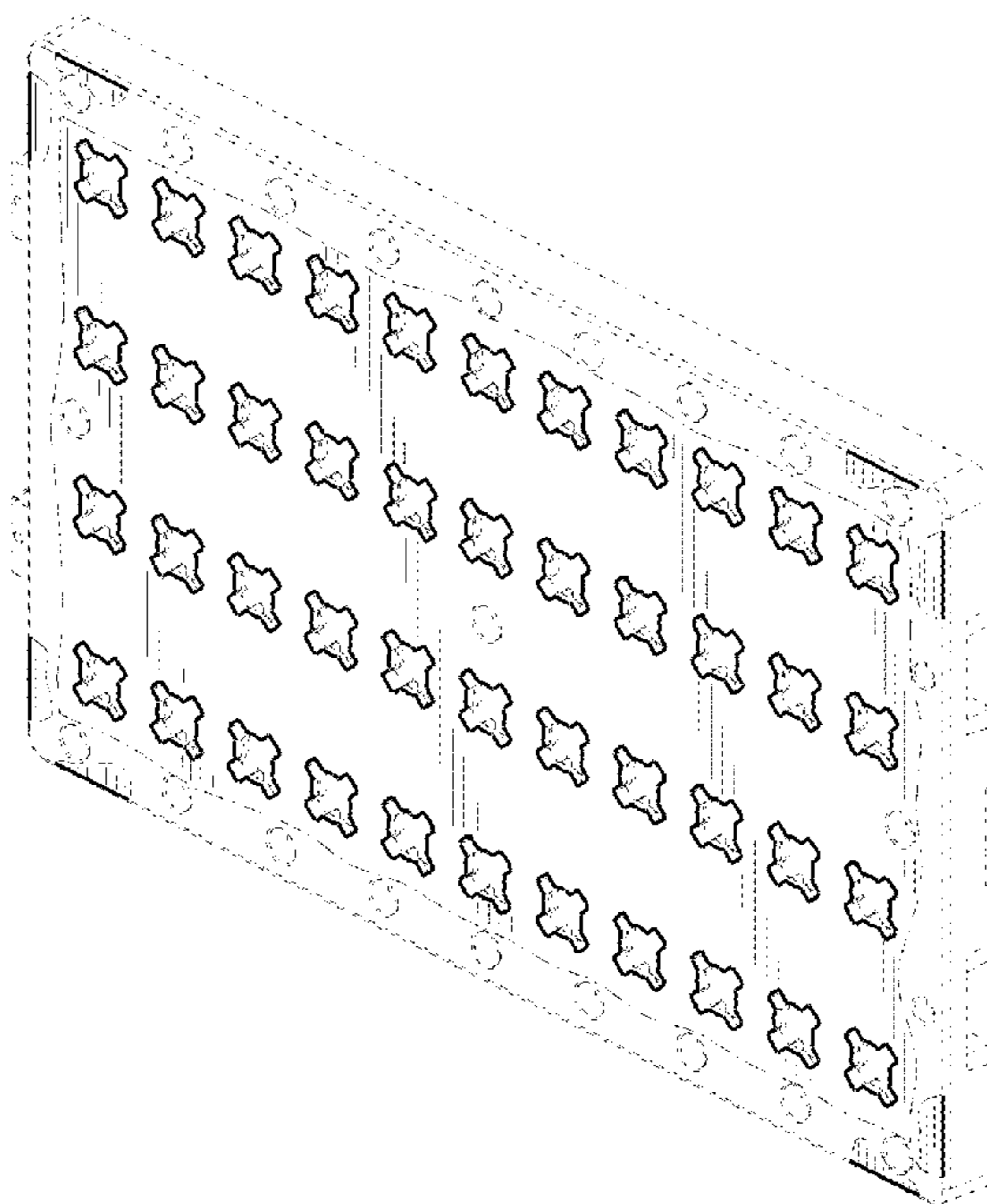
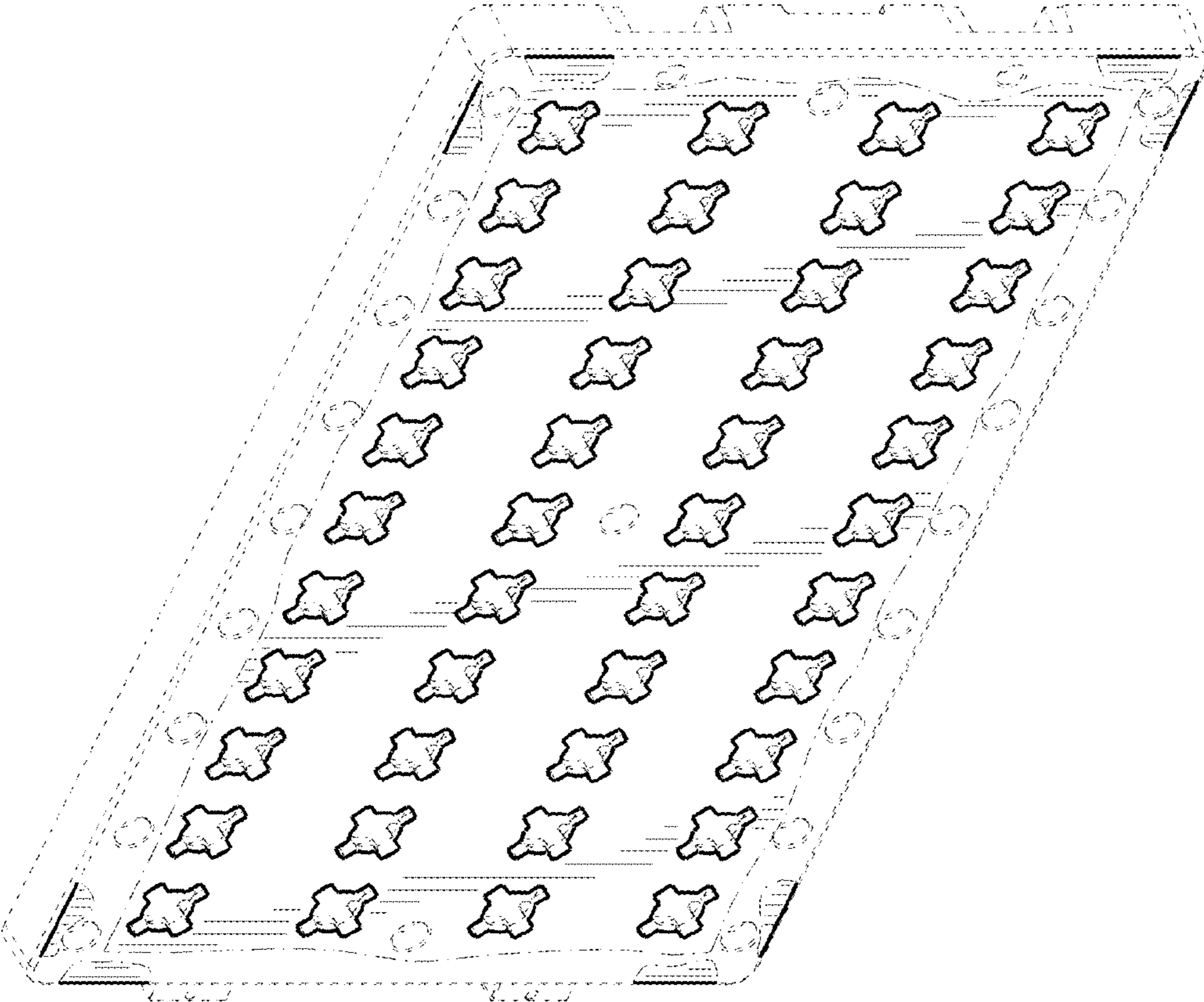


FIG. 1



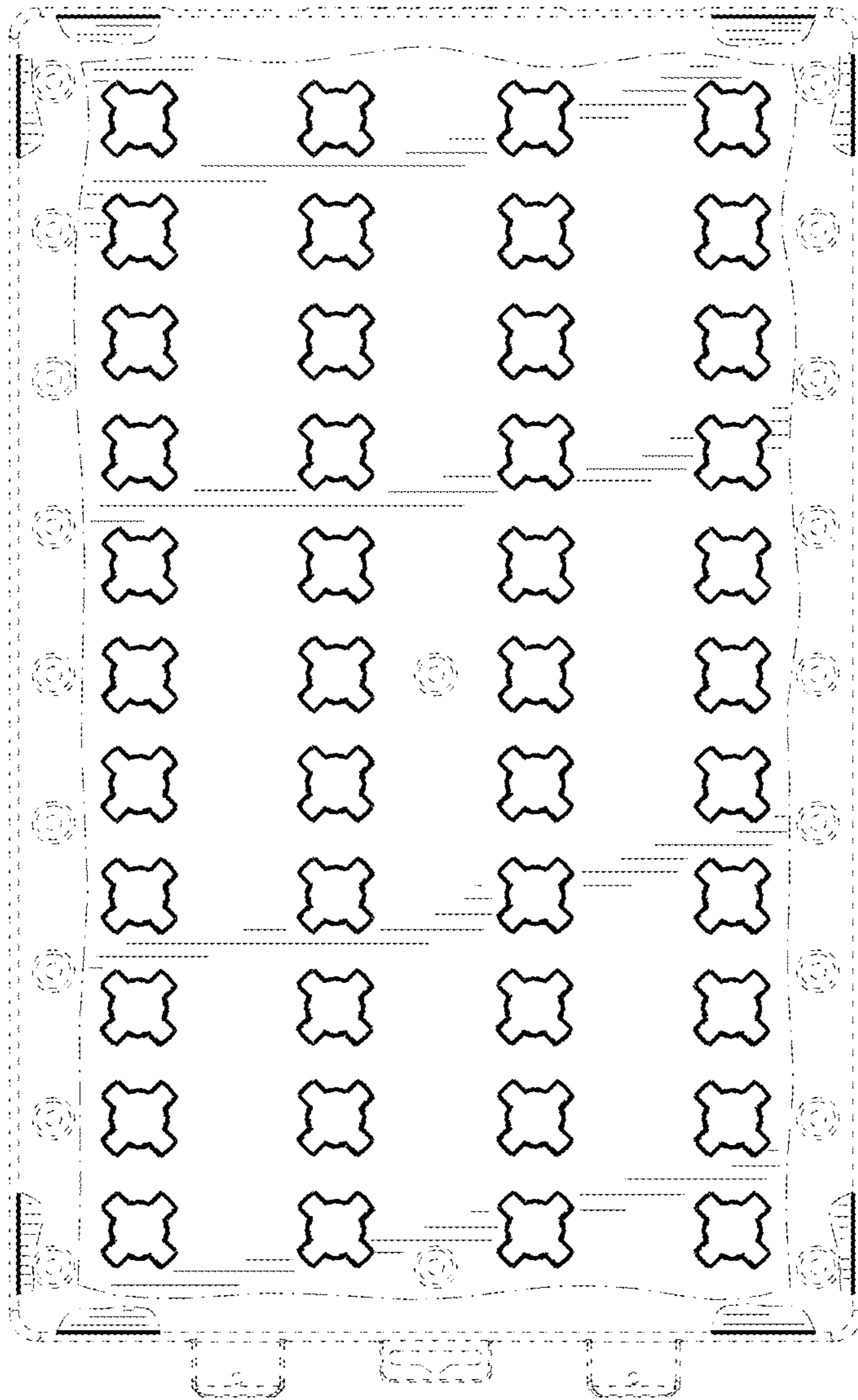


FIG. 2




FIG. 3




FIG. 4




FIG. 5

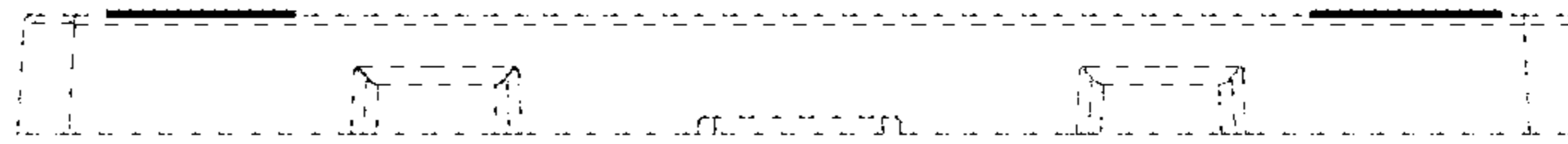


FIG. 6




FIG. 7