

US00D799238S

(12) **United States Design Patent**
Plummer, Jr.

(10) **Patent No.:** **US D799,238 S**
(45) **Date of Patent:** **** Oct. 10, 2017**

(54) **ADJUSTABLE BASEBALL BAT AND SPORTS EQUIPMENT DISPLAY**

D632,911 S * 2/2011 Kolada D6/552
D729,543 S * 5/2015 Gicante D6/552
D747,895 S * 1/2016 Florek A47F 5/08
D6/552

(71) Applicant: **Robert H. Plummer, Jr.**, Franklin, TN (US)

* cited by examiner

(72) Inventor: **Robert H. Plummer, Jr.**, Franklin, TN (US)

Primary Examiner — Wan Laymon
Assistant Examiner — Mark Booker

(**) Term: **15 Years**

(74) *Attorney, Agent, or Firm* — Mitchell Law PLLC;
Matthew W. Mitchell

(21) Appl. No.: **29/574,559**

(57) **CLAIM**

(22) Filed: **Aug. 16, 2016**

The ornamental design for an adjustable baseball bat and sports equipment display, as shown and described.

(51) **LOC (10) Cl.** **08-08**

(52) **U.S. Cl.**
USPC **D6/552**

DESCRIPTION

(58) **Field of Classification Search**
USPC D6/552, 513–514, 553, 567, 329, 682.1;
D8/17, 33, 373, 380; 206/315.1;
211/13.1, 60.1; D21/315, 356, 385, 662,
D21/698, 725, 780
CPC A63D 15/10; A63B 71/0045; A63B 55/10;
A63B 69/0002; A63F 2009/0033; A47F
5/04; A47F 5/083; A47F 7/0028; A47G
25/10

FIG. 1 is a front perspective view of the adjustable baseball bat and sports equipment display of the present invention; FIG. 2 is a front view of the invention of FIG. 1; FIG. 3 is a back view of the invention of FIG. 1; FIG. 4 is a side view of the invention of FIG. 1, as seen from the left side of FIG. 4; FIG. 5 is a side view of the invention of FIG. 1, as seen from the right side of FIG. 4; FIG. 6 is a top plan view in elevation of the invention of FIG. 1; FIG. 7 is a bottom plan view of the invention of FIG. 1; and, FIG. 8 is a further perspective view of the invention of FIG. 1, included for contextual purposes.

See application file for complete search history.

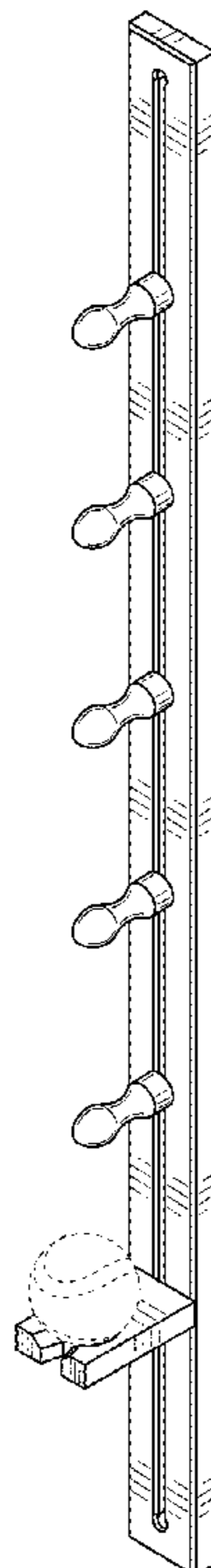
The broken line showing a baseball and bat are included for contextual purposes and form no part of the claimed design.

(56) **References Cited**

U.S. PATENT DOCUMENTS

D493,056 S * 7/2004 Shornak D6/552
D533,743 S * 12/2006 Eastman D6/552
D544,727 S * 6/2007 Valdez D6/552

1 Claim, 5 Drawing Sheets



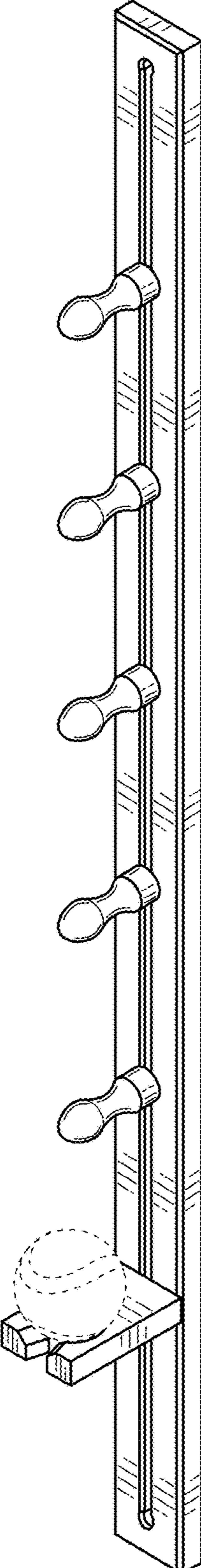


FIG. 1

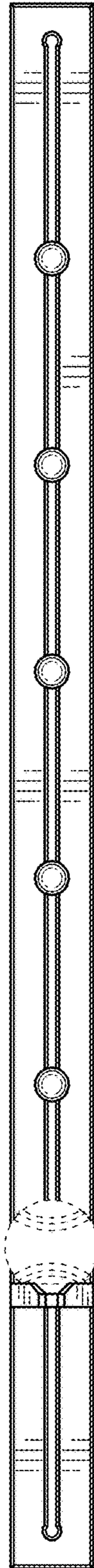


FIG. 2



FIG. 3

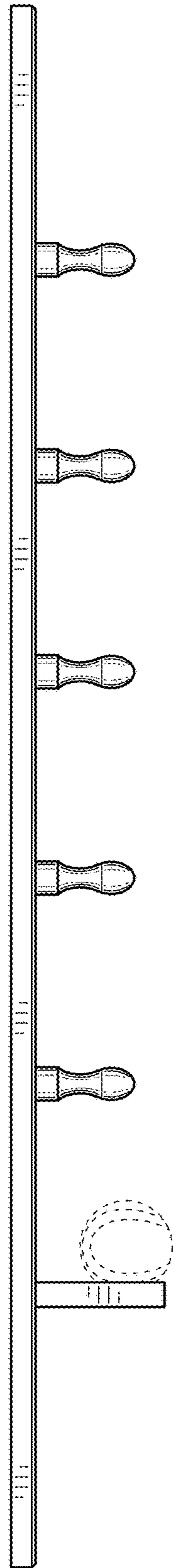


FIG. 4




FIG. 5

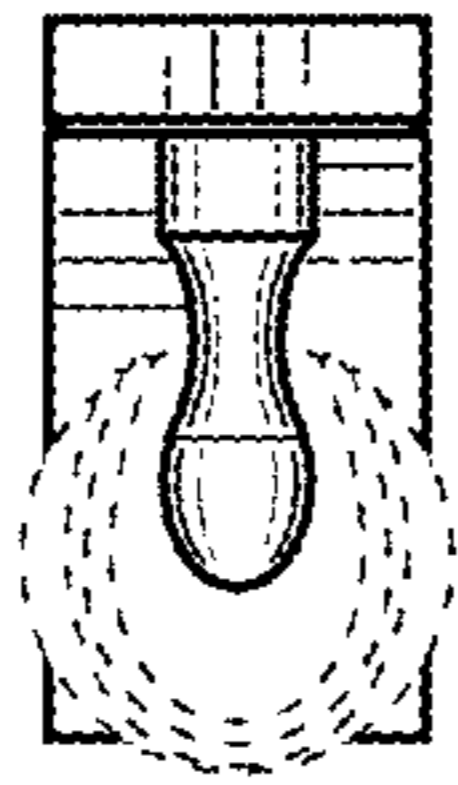


FIG. 6

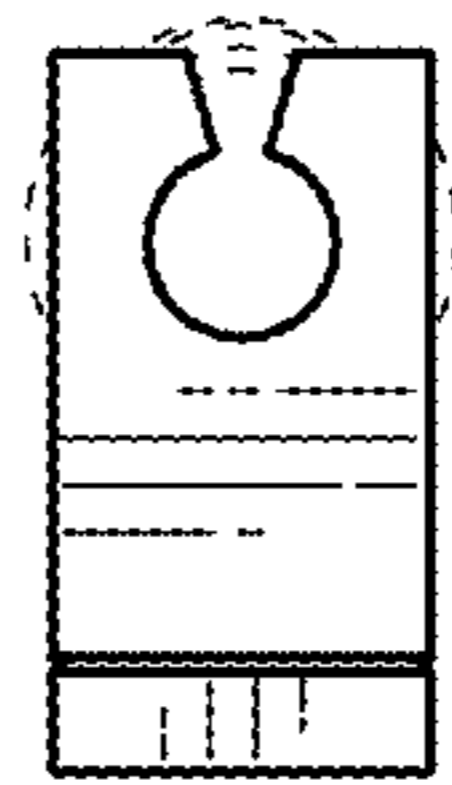


FIG. 7

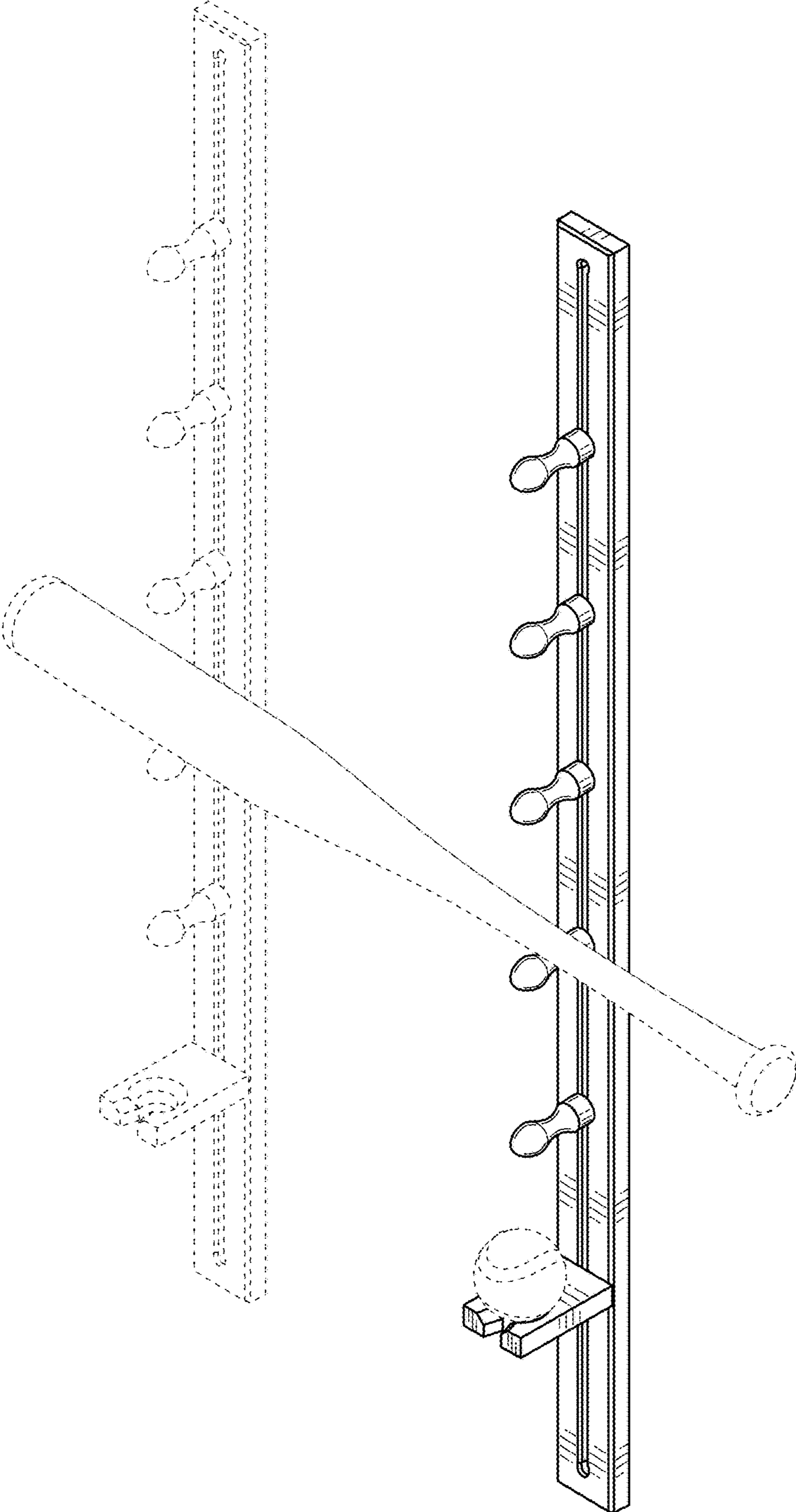


FIG. 8